

**BEFORE HON'BLE PUNJAB STATE ELECTRICITY REGULATORY
COMMISSION, AT CHANDIGARH
IN PETITION NO. OF 62/2017**

IN THE MATTER OF:-

M/s Everest Power Private Ltd.Petitioner

Versus

- 1. M/s Punjab State Power Corporation Ltd**
- 2. M/s PTC India Ltd.Respondents**

IN THE MATTER OF:


**PETITION FOR APPROVAL OF AFC OF 100 MW MALANA-II HEP FOR
TRUING-UP OF AFC FOR FY 2016-17**

INDEX

SN	Particulars	Page
1.	Petition	1-31
2.	Affidavit	32
3.	Annexure-I -Tariff Filing Form Nos. 1- 34	33-80
4.	Annexure-II - Audited Balance Sheet for the FY 2016-17	81-137
5.	Annexure-III – Certificate from Auditor-Terminal Benefits	138..
6.	Annexure-IV – Note on Repair & Maintenance Expenses	139-148
7.	Annexure-V - Note on Administrative & General Expenses	149-154
8.	Annexure-VI – Calculation of Weighted Average Rate of Interest on loan & Bank Statements of the Lenders	155-240
9.	Annexure-VII – Documents of the Finance Charges	241-292
10.	Annexure-VIII - Copy of the IT Return	293-297

Date:

Place: Gurugram


Petitioner

Through


Counsel

Tarun Johri (Advocate)

712 A, Wave Silver Tower
Sector 18, Noida – 201301

**BEFORE HON'BLE PUNJAB STATE ELECTRICITY REGULATORY
COMMISSION, AT CHANDIGARH
TARIFF PETITION NO. 62 / 2017**

IN THE MATTER OF:-

M/s Everest Power Private Ltd.

.....Petitioner

Versus

1. M/s Punjab State Power Corporation Ltd


2. M/s PTC India Ltd.

.....Respondents

**PETITION FOR APPROVAL OF ANNUAL FIXED COST OF 100 MW
MALANA II HYDRO-ELECTRIC PROJECT FOR TRUING UP OF
ANNUAL FIXED COST FOR FY 2016-17 UNDER SECTION 62 OF THE
ELECTRICITY ACT, 2003 READ WITH REGULATION 56 (2), AND (3)
OF PUNJAB STATE ELECTRICITY REGULATORY COMMISSION
(CONDUCT OF BUSINESS REGULATIONS), 2005.**

Most Respectfully Showeth:-


- 1. The Petitioner is M/s Everest Power Private Ltd, ('EPPL'), a Company incorporated under the Companies Act, 1956, having its Registered office at 1st House, Bhumian Estate, Nav Bahar Road, Chhota Shimla, Shimla - 170002, (Himachal Pradesh) and Corporate Office at Hall A, First Floor, Plot No. 143-144, Udyog Vihar, Phase IV, Gurgaon - 122015, Haryana, and is a Generating Company within the meaning of Section 2 (28) of the Electricity Act, 2003. EPPL has developed 100 MW Malana- II Hydro Electric Project in District Kullu, in the State of Himachal Pradesh which was declared under commercial operation on 12.07.2012 ('Project').**



2. That the Respondent No. 1 is **M/s Punjab State Power Corporation Ltd ('PSPCL')**, a Company registered under the Companies Act, 1956 having its Office at The Mall, Patiala-147001 (Punjab). PSPCL has been entrusted with the responsibility of generation and distribution of power in the State of Punjab.
3. The Respondent No. 2 is **M/s PTC India Ltd ('PTC')**, a Company incorporated under the provisions of the Companies Act, 1956 having its registered office at 2nd Floor, NBCC Tower, 15, Bhikaji Cama Place, New Delhi – 110066. PTC has a license to undertake the activity of inter-State trading in electricity, granted to it by the Hon'ble Central Electricity Regulatory Commission (**'CERC'**).

4. **BACKGROUND:**

- 4.1. EPPL vide its tariff petition no. 74/2015 dated 10.12.2015 has sought approval of AFC for FY 2016-17. Based on EPPL's replies to the various queries/observations of Hon'ble PSERC, additional submissions and written submissions; Hon'ble PSERC vide its Order dated 08.08.2017 has determined AFC for FY 2016-17 (Projections) of Rs. 167.83 Cr.
- 4.2. EPPL is, hereby submitting its Tariff Petition for approval of Truing up of AFC for FY 2016-17 in the Tariff Filing Form Nos. 1 to 34 (as enclosed at **Annexure-I**) as per provisions of PSERC (Terms & Conditions for Determination of Tariff) Regulations 2005 (as amended).
- 4.3. The Tariff Filing Forms have been prepared based on the audited financial statements for FY 2016-17 based on the PSERC (Terms and Conditions for Determination of Tariff) Regulations, 2005. Copy of the audited balance sheet for the FY 2016-17 is enclosed as **Annexure-II**.



5. SALIENT FEATURES OF THE TARIFF PETITION ARE AS DETAILED BELOW:


5.1. CAPITAL COST

5.1.1. Hon'ble PSERC vide its Order dated 20.12.2016 in Petition No. 55 of 2015 has approved the capital cost of the Project amounting to Rs. 838.30 Cr. In the said order Hon'ble Commission held that the additional capital expenditure towards the balance deferred provisions of Rs.12.50 Cr. which was earlier approved by Hon'ble Commission in its order dated 31.08.2015 in the petition no. 37 of 2014 and the additional capital expenditure of Rs.5.40 Cr. (Land

Lease claimed by GoHP: 4.10 Cr. + Chute Spillway : 1 Cr + Staff rest room at dam complex : Rs.0.30 Cr) over and above the approved deferred provisions, would be considered on merits when claimed as actual expenditure by EPPL on submission of audited accounts for the same.

5.1.2. The Hon'ble Commission in its tariff order dated 08.08.2017 has clarified that the additional capitalization will be allowed only when the said amount is claimed as actual expenditure along with the audited accounts. So, as per audited accounts FY 2015-16 and Truing-up Petition dated 03.03.2017 for FY 2015-16, EPPL has incurred an amount of Rs. 3.34 Cr (i.e. Rs 3.27 Cr out of approved deferred provisions + Rs 0.07 Cr over and above deferred provisions) for FY 2015-16 towards additional capitalization. Accordingly, Capital Cost amounting to Rs. 841.64 Cr (Rs.838.30 Cr + Rs. 3.34 Cr.) has been considered as the capital base for the purpose Tariff Petition for true up for FY 2015-16. Further, EPPL has not incurred any additional capital expenditure during FY 2016-17 towards approved deferred provisions and accordingly, the balance approved deferred provisions of Rs.9.23 Cr. (Rs.12.50 Cr – Rs.3.27 Cr) is proposed to be incurred in subsequent years.

5.1.3. Further, it is also submitted that EPPL has incurred an amount of Rs. 0.41 Cr. towards additional capitalization over & above the approved deferred provisions during FY 2016-17, accordingly, Capital Cost amounting to Rs. 842.05 Cr. (Rs. 841.64 Cr + Rs. 0.41 Cr.) has been



considered as the capital base for the purpose of Tariff Petition for True-up for FY 2016-17. The details of the same are given in ensuing paras.

In view of the above, Hon'ble PSERC is requested to allow Capital Cost amounting to Rs. 842.05 Cr for the capital base for the purpose of filing the true-up petition for FY 2016-17.


5.2. ADDITIONAL CAPITALIZATION

5.2.1. Deferred Provisions towards Additional Capitalization already approved by Hon'ble PSERC:

EPPL has not incurred any additional capitalization during FY 2016-17 towards out of the balance approved deferred provisions of Rs.9.23 Cr. However, Hon'ble Commission in its tariff order dated 08.08.2017 has clarified that the additional capitalization will be allowed only when the said amount is claimed as actual expenditure along with submission of the audited accounts. Accordingly, EPPL shall request for approval the same as per direction of Hon'ble PSERC.

5.2.2. Additional Capitalization/fixed assets over and above the approved deferred provisions:

EPPL has incurred Rs.0.41 Cr. during FY 2016-17 towards additional capitalization over and above the approved deferred provisions. The said amount has been mentioned in note no.3 of the balance sheet for FY 2016-17 is attached as **Annexure-II**. The details of the same are given in **Table 1** below:



5

Table 1: Over and above the approved Deferred Provisions

(Rs. in Crore.)

S.N.	Head	Amount Incurred in FY '16-17 (Actual)	Remarks
A.	Plant & Machinery	0.02	Amount incurred towards Plant & Machinery at project site.
B.	Office equipment	0.14	Amount incurred towards office equipment for project site office and Corporate office.
C.	Computers	0.03	Amount incurred towards computers for employees at Corporate office.
D.	Furniture & Fixture	0.22	Amount incurred towards furniture & fixtures at project site colony.
TOTAL (A+B+C+D)		0.41	

In view of the above, Hon'ble PSERC is requested to allow Additional Capitalization/fixed assets of **Rs. 0.41 Cr** for FY 2016-17 as per the provision of PSERC (Terms and Conditions for determination of Tariff) Regulations 2005.

5.3. OPERATION & MAINTENANCE EXPENSES


5.3.1. The provision of Regulation 28 of Punjab State Electricity Regulatory Commission (Terms and Conditions for Determination of Tariff) Regulations, 2005 (as amended) for determination of O&M expenses provides as under:

"28. OPERATION AND MAINTENANCE EXPENSES:

1. 'Operation & Maintenance expenses' or 'O&M expenses' shall mean repair and maintenance (R&M) expenses, employee expenses and administrative & general expenses (A&G) including insurance.

2. O&M expenses for distribution licensee (s) shall be determined by the Commission as follows :

(a) O&M expenses as approved by the Commission for the year 2011-12 (true up) shall be considered as base O&M



expenses for determination of O&M expenses for subsequent years.

(b) Base O&M expenses (except employee cost) as above shall be adjusted according to variation in the average rate (on monthly basis) of Wholesale Price Index (all commodities) over the year to determine the O&M expenses for subsequent years.

Provided that any expenditure on account of license fee, initial or renewal, fees for determination of tariff and audit fee shall be allowed on actual basis over and above the A&G expenses approved by the Commission.

(c) In case of a new distribution licensee (s), the Commission shall make suitable assessment of base O&M expenses of the new licensee (s) and allow O&M expenses for subsequent years for the new licensee (s) on the basis of such estimation and principle as given in clause (b) above.


However, for employee cost the principle specified in clause (3) below will be followed.

3. The employee cost for a distribution licensee (s) shall be determined as follows:

(a) The employee cost as claimed by the distribution licensee (s) shall be considered in two parts:

(i) Terminal benefits such as Death-cum-Retirement Gratuity, Pension, Commuted Pension, Leave Encashment, LTC, Medical reimbursement including fixed medical allowance in respect of pensioners and share of BBMB employee expenses and

(ii) all other expenses accounted for under different subheads of employee cost taken together.



The cost component of terminal benefits and BBMB expenses shall be allowed on actual basis. All other expenses under different subheads of employee cost shall be determined by the Commission limited to actual expenses after prudence check as per formula given below:-

Employee cost other than terminal benefits

$$(EMP_n) = (EMP_{base}) * (INDEX_n / INDEX_{base})$$

Where,

EMP_n – Employee Cost approved by the Commission for nth year.

EMP_{base} – Employee Cost approved by the Commission for base year.

$INDEX_n$ - Inflation Factor to be used for indexing the Employee Cost. This will be a combination of the Consumer Price Index (CPI) and the Wholesale Price Index (WPI) of nth year and shall be calculated as under:-

$$INDEX_n = (0.50 * CPI_n + 0.50 * WPI_n)$$

$INDEX_{base}$ - Inflation Factor to be used for indexing the Employee Cost. This will be a combination of the Consumer Price Index (CPI) and the Wholesale Price Index (WPI) of base year and shall be worked out as under:-

$$INDEX_{base} = (0.50 * CPI_{base} + 0.50 * WPI_{base})$$

CPI = Consumer Price Index (Industrial Workers)

WPI = Wholesale Price Index (All Commodities)

(b) Exceptional increase in employee cost on account of pay revision etc. shall be considered separately by the Commission.

(c) The additional employee cost in case of New installations/Network for the year of installation shall be considered separately by the Commission on case to case basis keeping in view the principles and methodologies enunciated in these regulations.

4. (a)&(b)



5. (a) For the determination of O&M expenses (except employee cost) for generating company, the Commission shall allow O & M expenses (except employee cost) in accordance with Clause (2). The employee cost will, however, be determined keeping in view the provisions contained in Clause (3).


(b) In case of a new generating company (s), the Commission shall make suitable assessment of base O&M expenses of the new licensee (s) and allow O&M expenses for subsequent years for the new licensee (s) on the basis of such estimation and principle as given in Clause (2)(b) above. However, for employee cost the principle specified in Clause (3) above will be followed.

6. O&M expenses excluding employee expenses for gross fixed assets added during the year shall be considered for a period of six months in cases where Commercial Operation Date of the assets is not available otherwise from the date of commissioning on pro-rata basis.

7. O&M expenses excluding employees cost for a Company/ licensee (s) performing generation and/or distribution & trading functions shall be determined by the Commission on the norms and principles indicated at clause (2) above.

The employee cost will, however, be determined keeping in view the provisions contained in Clause (3).

8. O&M expenses of assets taken on lease/hire-purchase and those created out of the consumers' contribution, shall be considered in case the generating company or the licensee has the responsibility for its operation and maintenance and bears O&M expenses."



5.3.2. In petition no. 74/2015 while requesting for approval of AFC for FY 2016-17 (Projections), the total expenses requested for approval of Hon'ble PSERC towards Operation & Maintenance Expenses amounts to Rs. 18.58 Cr. against the projected expenses towards O&M of Rs. 33.18 Cr. However, Hon'ble PSERC vide its order dated 08.08.2017 in the said petition has approved the AFC for FY 2016-17 (Projections) and has allowed Operation & Maintenance Expenses of Rs.17.92 Cr.

5.3.3. As per audited accounts of EPPL for FY 2016-17, the actual expenses incurred towards Operation & Maintenance Expenses during FY 2016-17 amounts to Rs. 31.84 Cr. In the ensuing paragraphs, EPPL has provided details of the Operation & Maintenance Expenses incurred during FY 2016-17.

5.3.4. Employees Cost:

- i. EPPL in its petition no. 74/2015 has prayed for allowing Employee Cost as Rs. 4.04 Cr. for FY 2016-17 (Projections) based on the provisions of PSERC Tariff Regulations. Hon'ble PSERC vide its order dated 08.08.2017 has allowed Rs.3.97 crore as Employee Expenses for FY 2016-17 (Projections).
- ii. As per the audited accounts for FY 2016-17 of EPPL, the actual expenses incurred towards Employee Cost during FY 2016-17 amounts to Rs. 6.79 Cr. (including terminal benefits of Rs. 0.31 Cr). Details of the same has been provided at the **Format – 8** of **Annexure-I**.
- iii. The employee cost approved by the Commission in Order dated 31.08.2015 was Rs.3.41 crore for full year of FY 2012-13 based on capital cost of Rs. 838.3025 Cr. EPPL has incurred Additional Capitalization of Rs. 3.34 Cr. during FY 2015-16 and the capital cost of Rs. 841.64 Cr (Rs. 838.30 Cr. +Rs. 3.34 Cr.) has been considered as capital base for calculating the employee cost for FY 2015-16 (True-up).
- iv. Further, EPPL has incurred Rs. 0.41 Cr during FY 2016-17. Therefore, as per the provisions of PSERC (Terms and



Conditions for Determination of Tariff) Regulations, 2005, capital cost of Rs. 842.05 Cr (Rs. 841.64 Cr + Rs. 0.41 Cr.) has been considered as capital base for calculating the employee cost for FY 2016-17 (True-up).

- v. Capital Cost amounting to Rs. 842.05 Cr has been considered as the capital base for the instant petition for FY 2016-17.
- vi. Accordingly, the base employee cost of Rs 3.43 Cr (i.e. $3.41 \text{ Cr} * (842.05/838.30)$) which is considered for calculating the employee cost for FY 2016-17 (True-up).
- vii. The Provisions of Regulation 28(3) of PSERC (Terms and Conditions for Determination of Tariff) Regulations, 2005 provides for adjusting base employee cost in proportion to increase in Wholesale Price Index (all commodities) to determine employee cost for subsequent years. In accordance with Commission's Order dated 15.10.2015, amendment to PSERC (Terms and Conditions for determination of Tariff) Regulations, 2005 which is applicable from the date of publication dated 16.10.2015. As per this amendment, inflation factor to be used for indexing the Employee Cost will be combination of the Consumer Price Index (CPI) and Wholesale Price Index (WPI) of n^{th} year and shall be calculated as $0.50 * \text{CPI}_n + 0.50 * \text{WPI}_n$.
- viii. WPI increase is calculated @4.41% (index of base year 2012-13 increased from 106.90 to 111.62 up to March, 2017 $\{(111.62 - 106.90)/106.90 * 100\}$ and CPI increase is calculated @28.23% (index of base year 2012-13 increased from 215.17 to 275.92 up to March, 2017 $\{(275.92 - 215.17)/215.17 * 100\}$. The combination of 0.50 of WPI + 0.50 of CPI increase will be an increase of 16.32% $\{(4.41 + 28.23)/2\}$.
- ix. Accordingly, the 'Employee Cost' works out to Rs 3.99 crore ($3.43 * 1.1632$) for FY 2016-17 true-up on normative basis as per table-2 given below:

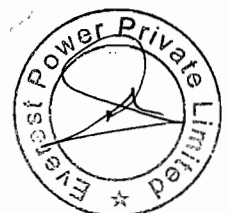


Table-2: Employee Cost


S.No	Particulars	Amount in Rs. Crs
A.	Base Amount	3.43
B.	Multiplier based on 0.50% of WPI +0.50% of CPI. for FY 2016-17 (1+16.32%)	1.1632
C.	Employee Cost (Rs 3.43*1.1632)	3.99
D.	Add: Terminal Benefits (Actual)	0.19
	Total (C+D)	4.18

- x. An amount of Rs. 0.19 Cr has been paid by EPPL towards Terminal Benefits to its employees during FY 2016-17. The same may be allowed by Hon'ble PSERC on actual basis over and above the normative Employee Cost based on provisions of PSERC Tariff Regulations. The certificate from statutory auditor of EPPL in this regard is attached as **Annexure-III**.

In view of the above, Hon'ble PSERC may be pleased to allow Employee Cost including Terminal Benefits of Rs. 4.18 Cr. (Rs. 3.99 Cr. + Rs. 0.19 Cr.) for FY 2016-17 (True-up).

5.3.5. REPAIR & MAINTENANCE EXPENSES:

- i. EPPL in its Petition No. 74/2015, has prayed for allowing Repair & Maintenance Expenses ('**R&M Expenses**') for Rs. 7.38 Cr (Projections) based on the provisions of PSERC Tariff Regulations. Hon'ble PSERC vide its order dated 08.08.2017 has allowed Rs.7.08 crore. as R&M Expenses for FY 2016-17 (Projections).
- ii. As per the audited accounts for FY 2016-17 of EPPL, the actual expenses incurred towards Repair & Maintenance during FY 2016-17 amounts to Rs. 16.28 Cr. Details of the same has been provided at the **Format 13** of **Annexure-I**. A note on expenditure on R&M is enclosed as **Annexure-IV**.



- iii. The R&M expenses approved by the Commission in Order dated 31.08.2015 was Rs.6.78 crore for full year of FY 2012-13 based on capital cost of Rs.838.30 crore. EPPL has incurred Additional Capitalization of Rs. 3.34 Cr. during FY 2015-16 and the capital cost of Rs. 841.64 Cr (Rs. 838.30 Cr. + Rs. 3.34 Cr.) has been considered as capital base for calculating the R & M Cost for FY 2015-16 (True-up).
- iv. Further, EPPL has incurred Rs. 0.41 Cr during FY 2016-17. Therefore, as per the provisions of PSERC (Terms and Conditions for Determination of Tariff) Regulations, 2005, capital cost of Rs. 842.05 Cr (Rs. 841.64 Cr + Rs. 0.41 Cr.) has been considered as capital base for calculating the Repair & Maintenance Expense for FY 2016-17 (True-up).
- v. Capital Cost amounting to Rs. 842.05 Cr has been considered as the capital base for the instant petition for FY 2016-17.
- vi. Accordingly, the base R&M cost becomes Rs. 6.81 Cr (i.e. 6.78 Cr \times (842.05/838.30)) which is considered for calculating the R & M cost for FY 2016-17 (True-up).
- vii. The provision of Regulation 28 (2) of PSERC (Terms and Conditions for Determination of Tariff) Regulations, 2005 provides for adjusting base R&M expenses in proportion to increase in Wholesale Price Index (all commodities) to determine R&M expenses for subsequent years.
- viii. As per statistics available at Office of the Economic Adviser, Government of India, Ministry of Commerce and Industry, Wholesale Price Index (All Commodities) of 106.90 for FY 2012-13 has increased to 111.62 for full year (up to March 2017) of FY 2016-17 thereby accounting for 4.41% $\{(111.62-106.90)/106.90 \times 100\}$ increase in WPI.
- ix. After applying WPI increase of 4.41% to the base amount of Rs.6.81 crore, the R&M expenses for EPPL works out to Rs.7.11 $\{(1+4.41\%) \times 6.81\}$ crore for FY 2016-17 (True-up) against the actuals of Rs.16.28 crore. Detailed calculation is given in Table-3 below.





Table-3: Repair & Maintenance Expenses

S.No	Particulars	Amount in Rs. Crs
A.	Base Amount	6.81
B.	Multiplier based on WPI for FY 2016-17 (1+4.41%)	1.0441
C.	Multiplier based on R&M Expenses (Rs 6.81 *1.0441)	7.11

In view of the above, Hon'ble PSERC may be pleased to allow Repair & Maintenance Expenses of Rs. 7.11 Cr. for FY 2016-17 (True-up).

5.3.6. ADMINISTRATIVE & GENERAL EXPENSES:


- i. EPPL in its Petition No. 74/2015, has prayed for allowing Administrative & General Expenses ('**A&G Expenses**') as Rs. 7.16 Cr. for FY 2016-17 (Projections). Hon'ble PSERC vide its order dated 08.08.2017 in petition no. 74/2015 has allowed Rs.6.87 Cr as A&G Expenses for FY 2016-17 (Projections).
- ii. As per the audited accounts for FY 2016-17 of EPPL, the actual expenses incurred towards Administrative & General Expenses for the FY 2016-17 amounts to Rs. 8.77 Cr. Details of the same has been provided at the Format 14 of **Annexure-I**. A detailed note on actual A&G expenditure is attached as **Annexure-V**.
- iii. The A&G expenses approved by the Commission in Order dated 31.08.2015 was Rs.6.58 crore for full year of FY 2012-13 based on capital cost of Rs. 838.30 crore. EPPL has incurred Additional Capitalization of Rs. 3.34 Cr. during FY 2015-16 and the capital cost of Rs. 841.64 Cr (Rs. 838.30 Cr. + Rs. 3.34 Cr.) has been considered as capital base for calculating the A & G Cost for FY 2015-16 (True-up).
- iv. Further, EPPL has incurred Rs. 0.41 Cr during FY 2016-17. Therefore, as per the provisions of PSERC (Terms and Conditions



- for Determination of Tariff) Regulations, 2005, capital cost of Rs. 842.05 Cr (Rs. 841.64 Cr + Rs. 0.41 Cr.) has been considered as capital base for calculating the A & G Expense for FY 2016-17 (True-up).
- v. Capital Cost amounting to Rs. 842.05 Cr has been considered as the capital base for the instant petition for FY 2016-17.
 - vi. Accordingly, the base A & G expenses becomes Rs 6.61 Cr (i.e 6.58 Cr * (842.05/838.30)) which is considered for calculating the A&G cost for FY 2016-17 (True-up).
 - vii. The provision of Regulation 28 (2) of PSERC (Terms and Conditions for Determination of Tariff) Regulations, 2005 provides for adjusting base A&G expenses in proportion to increase in Wholesale Price Index (all commodities) to determine A&G expenses for subsequent years.
 - x. As per statistics available at Office of the Economic Adviser, Government of India, Ministry of Commerce and Industry, Wholesale Price Index (All Commodities) of 106.90 for FY 2012-13 has increased to 111.62 for full year (up to March 2017) of FY 2016-17 thereby accounting for 4.41% $\{(111.62-106.90)/106.90*100\}$ increase in WPI.
 - xi. After applying WPI increase of 4.41% to the base amount of Rs.6.61 crore, the A&G expenses for EPPL works out to Rs.6.90 crore for FY 2016-17 (True-up) on normative basis against the actuals of Rs.8.77 crore. Detailed calculation is given in Table-4 below.

Table-4: Administrative & General Expenses

S.No	Particulars	Amount in Rs. Crs
A.	Base Amount	6.61
B.	Multiplier based on WPI for FY 2016-17 (1+4.41%)	1.0441
C.	Multiplier based on A&G Expenses (Rs 6.61 *1.0441)	6.90



- xii. Further, As per the proviso to Regulation 28 (2) (b) of the PSERC Tariff Regulations 2005, audit fee shall be allowed on actual basis over and above the A&G expenses approved by the Commission. It is submitted that Hon'ble PSERC may kindly approve an amount of Rs. 0.33 Cr. (Rs. 0.21 Cr. (Audit Fees) + Rs. 0.11 Cr. (Fee paid to Regulatory Bodies) for FY 2016-17 over and above the A&G Expenses.

In view of the above, Hon'ble PSERC may be pleased to allow Administrative & General Expenses of Rs. 7.23 Cr.(Rs. 6.90 Cr. + Rs. 0.33 Cr.) for FY 2016-17 (True-up).


In view of the foregoing submissions made at Para 5.3 Hon'ble PSERC is requested to allow Operation & Maintenance Expenses of Rs.18.52 Cr (Employee Cost of Rs. 4.18 Cr. + Repair & Maintenance Expenses of Rs.7.11 Cr. + Administrative & General Expenses of Rs.7.23 Cr) for FY 2016-17 (True up) as per the provisions of PSERC Tariff Regulations.

5.4. DEPRECIATION:

5.4.1. EPPL in its petition no. 74/2015 had projected Depreciation for FY 2016-17 as Rs. 40.79 Cr based on provisions of PSERC Tariff Regulations. Hon'ble PSERC vide Order dated 08-08-2017 in Petition no. 74/2015 has allowed Depreciation (projections) amounting to Rs. 40.79 Cr. for the FY 2016-17.

5.4.2. As per Regulation 27, Depreciation is computed based on individual depreciation rates as provided under 'Appendix II : Depreciation Schedule' of the CERC (Terms and Conditions of Tariff) Regulations 2014. Details of computation of Depreciation for FY 2016-17 are provided at **Format - 11 of Annexure-I.**

5.4.3. As per the above Regulations, the depreciable amount of assets is calculated as Rs.825.73 crore as on 31.03.2013 (excluding cost of land i.e. Rs.11.55 crore) as per Commission's Order in petition no. 37 of 2014 dated 31.08.2015. Since Rs 3.34 crore assets other than land is added under additional capitalization during FY 2015-16.



Accordingly, closing gross block of the assets for FY 2015-16 is Rs.829.07 crore (Rs.825.73 Cr. + Rs.3.34 Cr).

5.4.4. However, EPPL has incurred additional capital expenditure of Rs. 0.41 Cr. during FY 2016-17, the closing gross block of assets for FY 2016-17 considered as Rs.829.48 crore (Rs. 829.07 Cr. + Rs. 0.41 Cr.)

5.4.5. EPPL is required to prepare its financial statements as per IND-AS . Accordingly, EPPL has prepared its financial statements for FY 2016-17 as per the provisions of IND-AS. Adoption of IND-AS has led to change in the carrying value of the tangible assets as at 1st April, 2015 and onward Balance Sheet dates. The detail are given below

- i. IND AS 109 requires transaction costs (like processing fee etc.) incurred on origination of borrowings to be deducted from the carrying amount of borrowings on initial recognition. These costs will be recognised in the profit or loss over the tenure of the borrowing as part of interest expense. Under the previous GAAP, these transaction costs were capitalised and now under IND AS , these costs need to be adjusted from the borrowings as well as from the tangible assets. Hence, an adjustment of Rs. 3.11 Cr has been made from the opening carrying value of tangible assets.
- ii. Further, under the previous GAAP, leasehold land was capitalised as tangible assets. Whereas under IND-AS, lease of land is assessed as an operating lease and accordingly amortised on a straight line over the period of lease. Hence, the amount capitalised as at April 01, 2015, i.e. Rs.11.45 Cr. has been reclassified as prepaid rent under other non-current and current assets.
- iii. In view of the above, book value of Property, Plant & Equipment as per IND-AS as on 01/04/2015 are given in Table-5 below:




Table-5: Details of Gross Fixed Assets for FY 2016-17

S.No	Particulars	Amount in Rs. Cr.
A	Gross Block as at 31 st March 2015 – Previous GAAP	945.76
B	Less: Accumulated Depreciation as per previous GAAP as on 1 st April 2015	127.56
C	Less: Recouped from borrowings - Net of Actual capitalisation and depreciation impact	3.11
D	Less: Leasehold land transferred from tangible assets to prepaid expenses	11.45
E	Gross book value as on 01-04-2015 in IND- AS (A-B-C-D)	803.64
F	Add: Additional capitalization during FY 2015-16	3.49
G	Closing Gross Fixed assets for FY 2015-16 (E+F)	807.14
H	Add: Additional capitalization during FY 2016-17	0.41
I	Closing Gross Fixed Assets for FY 2016-17 (G+H)	807.54

5.4.6. The depreciation charges for FY 2016-17 are calculated at the weighted average rate of depreciation of 5.76% as per balance sheet for FY 2016-17 as shown in Table-6 below.

Table-6: Rate of Depreciation for FY 2016-17

<i>(Rs. in Crore)</i>		
S.No	Particulars	FY 2016-17
A	Opening GFA(Excluding Land Cost) as per note no.3 of the balance sheet of FY 2016-17	806.85
B	Closing GFA (Excluding Land Cost) as per note no.3 of the balance sheet of FY 2016-17	807.26
C	Average GFA (A+B)/2	807.05
D	Depreciation charges (Excluding Land) as per note no.3 of the balance sheet of FY 2016-17	46.46
E	Rate of Depreciation (D/C)	5.76%



5.4.7. The depreciation charges for FY 2016-17 are calculated at the weighted average rate of depreciation of 5.76% at Rs 47.76 crore as shown in Table-7 below.

Table-7: Depreciation Charges for FY 2016-17

		<i>(Rs. in Crore)</i>
S.No	Particulars	FY 2016-17
A	Gross Block as on 01.04.2016 of assets	829.07
B	Add: Additional expenditure during FY 2016-17	0.41
C	Closing Gross Block of assets	829.48
D	Average Gross Block of assets (A+C)/2	829.28
E	Rate of Depreciation as per balance sheet for FY 2016-17	5.76%
F	Depreciation Charges (D*E)	47.76

In view of the foregoing, it is requested that Hon'ble PSERC may kindly allow Depreciation of Rs. 47.76 Cr. for FY 2016-17 (True up).


5.5. INTEREST ON LONG TERM LOAN AND FINANCE CHARGES:

With regard to the interest and finance charges, EPPL submissions are discussed in the ensuing paragraphs.

5.5.1. Details of total debt and amount considered for Tariff Determination:


The debt availed as on the COD of the Project consists of Term Loans of Rs. 601.21 Cr. Regulation 24 of the PSERC (Terms and Conditions for Determination of Tariff) Regulations 2005 deals with the Debt-Equity Ratio.

5.5.2. As mentioned in the above para 5.1, the Project Cost for FY 2016-17 (True-up) is arrived at Rs. 842.05 Cr. only. As such the total equity eligible for determination of tariff shall be limited to Rs. 252.62 Cr. (30% of Rs.842.05 Cr.) and the balance amount of Rs. 589.43 Cr. is to be considered as the debt portion for determination of tariff for true up for FY 2016-17.



5.5.3. The Interest on Loan and Finance Charges computed for FY 2016-16 (True-up) considering the Capital Cost of Rs.842.05 Cr. has been provided below:

- i. In petition no. 74/2015, EPPL has projected an amount of Rs. 57.66 Cr. in FY 2016-17 (Projections) towards Interest on Long Term Loan and Finance Charges based on the provisions of PSERC Tariff Regulations. Hon'ble PSERC vide its order dated 08.08.2017 in petition no. 74/2015 has allowed Rs.57.66 Cr for FY2016-17 (Projections).
- ii. Interest on Long Term Loan and Finance Charges for the FY 2016-17 amounts to Rs. 66.02 Cr. as per the audited accounts of EPPL. Details of which has been provided at the **Format 16 of Annexure 1.**
- iii. As per PSERC regulations, the computation of interest on loan is based on the following:
 - a. The opening gross normative loan as on 01.04.2016 has been considered.
 - b. The weighted average rate of interest has been worked out on the basis of the actual loan portfolio during FY 2016-17 applicable to the project.
 - c. The repayment for the year of the tariff period of FY 2016-17 has been considered equal to the depreciation allowed for that year.
 - d. The interest on loan has been calculated on the normative average loan of the year by applying the weighted average rate of interest.
- iv. The closing loan for FY 2015-16 of Rs 437.05 Cr, after considering the additional capitalization during FY 2015-16 of Rs. 2.34 Cr. is considered as the opening balance of gross normative loan for FY 2016-17.




- v. Depreciation of Rs. 47.74 crore for FY 2016-17 as mentioned in above said para 5.4 has been considered as repayment for FY 2016-17. Thus, the closing balance of the loan amount for FY 2016-17 works out to Rs. 389.60 crore after considering additional capitalization of Rs. 0.29 Cr.(Rs. 0.41 Cr.*70%).
- vi. Based on the actual interest paid/payable by EPPL under various project loan accounts during FY 2016-17, the weighted average rate of interest is determined @ 13.85 % p.a. for FY 2016-17. Detailed calculation of the same along with account statements of all the lenders of the Project is attached as **Annexure-VI.**
- vii. Further, it is submitted that the principal of 'actual interest rate' or 'SBI Advance Rate', whichever is the lower has been followed while calculating the interest on loan. The weighted average rate of interest is determined @ 13.85 % p.a. for FY 2016-17 whereas the State Bank of India Advance Rate is 14.05 % p.a as on 1st April, 2016. Accordingly 13.85 % p.a. has been considered for computing the interest on loan i.e. lower rate of interest of 'actual interest rate' or 'SBI Advance Rate'.
- viii. In view of the above and as per PSERC Regulations the Interest on term loans is calculated at Table-8 below:

Table-8: Interest on loan for FY 2016-17

(Rs.in crore)

S.No	Particulars	FY 2016-17
A	Gross Normative Loan	589.15
B	Cumulative Repayment up to FY2015-16	152.10
C	Loan –Opening as on 01.04.2016	437.05
D	Less: Repayment (normative) during the year	47.76
E	Add: additional Capitalization	0.29
F	Net Loan-Closing as on 31.03.2017	389.58
G	Average Loan- (C+F)/2	413.32
H	Weighted Average Rate of Interest on Loan	13.85%
I	Interest on Loan (G*H)	57.24



- ix. EPPL has incurred Rs. 0.70 crore towards finance charges for FY 2016-17. The detail of the same is mentioned below in Table-9. Documents of the same is attached as **Annexure-VII.**

Table-9: Finance Charges for FY 2016-17


S.No	Particulars	Amount in Rs. Cr.
A.	Bank Charges	0.003
B.	Finance Charges	0.09
C.	Interest on MAT,TDS,Service Tax etc	0.61
	Total (A+B+C)	0.70

Therefore, Finance Charges of Rs. 0.70 crore may be allowed for FY 2016-17.

In view of the above, Hon'ble PSERC is requested to allow Interest on Loan and Finance Charges amounting to Rs. 57.95 Cr. (Rs. 57.25 Cr. + Rs. 0.70 Cr.) for FY 2016-17 (True up) as per the provisions of PSERC (Terms and Conditions for Determination of Tariff) Regulations 2005.

5.6. RETURN ON EQUITY:

- 5.6.1.** The total equity invested in the project is Rs. 318.10 Cr. As mentioned in the above para 5.1, the Project Cost for FY 2015-16 (True-up) is arrived at Rs. 842.05 Cr. only. As such the total equity eligible for determination of tariff, as per the provisions of PSERC Regulations, shall be limited to Rs. 252.62 Cr. (30% of Rs.842.05 Cr.)
- 5.6.2.** EPPL in its petition no. 74/2015 has projected an amount of Rs. 38.98 Cr. in FY 2016-17 (Projections) towards ROE based on the provisions of PSERC Tariff Regulations. Hon'ble PSERC vide Order dated 08-08-2017 in Petition No. 74/2015 has approved RoE of Rs.38.98 crore for FY 2016-17 (Projections).
- 5.6.3.** Since, EPPL has not declared/paid any dividend in foreign exchange in FY 2016-17, Return on Equity has been computed @ 15.5% on the



paid up equity capital determined in accordance with PSERC Tariff Regulation 25. The Gross notional equity approved by the Commission in its Order dated 20.12.2016 is Rs.251.49 crore for FY 2013-14 and for FY 2014-15 respectively. EPPL has incurred Rs 3.34 Cr towards additional capital expenditure during FY 2015-16, accordingly Rs. 252.49 Cr (30% of Rs. 841.64 crores.) has been considered as opening balance of gross notional equity for FY 2015-16, accordingly, Rs. 252.59 Cr. has been considered as opening gross notional equity for FY 2016-17.

5.6.4. However, EPPL incurred additional capitalization of Rs. 0.41 Cr. during FY 2016-17, accordingly Rs. 252.62 Cr (30% of Rs. 842.05 crores.) has been considered as closing equity for FY 2016-17.

5.6.5. The Return on Equity is computed @15.5% on the paid up equity capital of Rs 252.62 crore. Thus, the Return on Equity on the average amount of Rs 252.55 crore works out to Rs.39.15 crore for FY 2016-17 (true-up) as shown in Table-10 below.

Table-10: Return on Equity for FY 2016-17

<i>(Rs.in crore)</i>		
S.No	Particulars	FY 2016-17
A	Gross Notional Equity	252.49
B	Addition due to Additional Capital Expenditure (30% of Rs. 0.41 Cr.)	0.12
C	Closing Equity	252.62
D	Average Equity	252.55
E	Rate of return on Equity	15.50%
F	Return on Equity (D*E)	39.15

In view of the above, Hon'ble PSERC is requested to allow RoE of Rs. 39.15 Cr. for FY 2016-17 (True up) as per the provisions of PSERC (Terms and Conditions for Determination of Tariff) Regulations 2005

5.7. INTEREST ON WORKING CAPITAL

5.7.1. The provision of Regulation 30 of Punjab State Electricity Regulatory Commission (Terms and Conditions for Determination of Tariff)



Regulations, 2005 (as amended) for determining working capital and Interest rate on working capital.

5.7.2. EPPL in its petition no. 74/2015, has claimed an amount of Rs. 4.51 Cr. for FY 2016-17 (Projections) towards Interest on Working Capital based on the provisions of PSERC Tariff Regulations. Hon'ble PSERC vide its order dated 08.08.2017 in petition no. 74/2015 has approved interest on working capital of Rs.4.47 crore for FY 2016-17 (Projections).


5.7.3. As per the PSERC Regulations, the working capital for FY 2016-17 is calculated at Rs 33.88 crore as tabulated in the table-11 given below:

Table-11: Working Capital for FY 2016-17

S.No	Particulars	Amount in Rs. Cr.
A.	Maintenance Spares (15% of O&M Expenses Rs.18.52 Cr)	2.78
B.	O & M for one month (Rs. 18.52 Cr / 12)	1.54
C.	Receivable equivalent to two months fixed cost	29.56
D.	Total working capital (A+B+C)	33.88

5.7.4. As per PSERC regulations, the rate of interest on working capital shall be equal to the actual rate of interest paid/payable on loans by the generating company or the State Bank of India Advance rate as on April 1 of the relevant year, whichever is lower. The interest on working capital is payable on normative basis notwithstanding that the generating company has not taken working capital loan from any outside agency or has exceeded the working capital loan amount worked out on normative basis.

5.7.5. The rate of interest paid/payable on loans by the EPPL for FY 2016-17 is 13.85 % p.a as per detailed in para 5.5.3 (vi) above of instant petition. State Bank of India Advance Rate as on 01.04.2016 is 14.05 % p.a. Therefore, by applying rate of interest of 13.85% per annum for FY 2016-17, the interest on working capital works out to be Rs 4.69 crore for FY 2016-17 as shown in Table-12 below. The computation of



Interest on Working Capital has been reflected in **Format 33** of **Annexure 1**.

Table-12: Interest on Working Capital for FY 2016-17

		<i>(Rs.in crore)</i>
S.No	Particulars	Amount
A.	Total working capital	33.88
B.	Applicable Interest Rate	13.85%
C.	Interest on Working Capital (A*B)	4.69

In view of the above, Hon'ble PSERC is requested to allow Interest on Working Capital amounting to Rs. 4.69 Cr. for FY 2016-17 (true up) as per the provisions of PSERC (Terms and Conditions for Determination of Tariff) Regulations 2005.

6. TAX ON INCOME

Minimum Alternative Tax (MAT) under Section 115 JB of Income Tax Act, 1961 payable by EPPL for the FY 2016-17 amounts to Rs. 10.20 Cr.

As per the audited accounts for FY 2016-17, MAT has been booked at Rs. 9.40 Cr. However, EPPL has paid MAT amounting inclusive surcharge and interest on delay payment to Rs. 10.20 Cr. Such amount of Rs. 10.20 Cr. has been arrived based under Section 115 JB of the Income Tax Act, 1961. Copy of the income tax return is enclosed as **Annexure- VIII**.

In view of the above, Hon'ble PSERC is requested to allow Tax on Income amounting to Rs. 9.40 Cr. for FY 2016-17 (true up) as per the provisions of PSERC (Terms and Conditions for Determination of Tariff) Regulations 2005.


7. NON-TARIFF INCOME:

7.1.1. Interest on Bank Deposits/Mis Receipt etc.

An amount of Rs 0.14 Cr has been earned by EPPL during FY 2016-17 (True Up) towards interest on bank deposits, gratuity fund etc.

8. Annual Fixed Cost:

The Annual Fixed cost in respect of the project works out to Rs. 177.33 Cr for FY 2016-17 (True Up) based on PSERC (Terms and Conditions for Determination of Tariff) Regulations 2005.



computation of Annual Fixed Cost has been detailed in **Format 28 of Annexure-I**. Hon'ble PSERC is requested to allow the same as per table-13 below:

Table-13: Annual Fixed Cost for FY 2016-17 (True-up)


<i>(Rs. in Crore)</i>				
S.No	Particulars	Projected by EPPL for FY 2016-17	As per PSERC Order (08.08.2017) for FY 2016-17 (Projections)	Proposed by EPPL for FY 2016-17 (True up)
1.	Employee Cost	4.04	3.97	4.18
2.	Repair & Maintenance Expenses	7.38	7.08	7.11
3.	Administrative & General Expenses	7.16	6.87	7.23
4.	Depreciation	40.79	40.79	47.76
5.	Interest on Loan and Finance Charges	57.66	57.66	57.95
6.	Return on Equity	38.98	38.98	39.15
7.	Interest on Working Capital	4.51	4.47	4.69
8.	Tax on Income	8.17	8.17	9.40
9.	Total Expenses	168.70	167.99	177.47
10.	Less: Non-Tariff Income	0.11	0.16	0.14
11.	Annual Fixed Cost (9-10)	168.59	167.83	177.34

9. INTEREST ON UNDER-RECOVERED OR OVER-RECOVERED FIXED CHARGES / CARRYING COST:

Regulation 9 of PSERC Regulations 2005, states as under:-



"9 REVIEW AND TRUING UP

- 1. The Commission shall undertake a review alongwith the next Tariff Order of the expenses and revenues approved by the Commission in the Tariff Order. While doing so, the Commission shall consider variations between approvals and revised estimates/pre-actuals of sale of electricity,*



income and expenditure for the relevant year and permit necessary adjustments / changes in case such variations are for adequate and justifiable reasons. Such an exercise shall be called 'Review'.

- 2. After audited accounts of an year are made available, the Commission shall undertake similar exercise as above with reference to the final actual figures as per the audited accounts. This exercise with reference to audited accounts shall be called 'Truing Up'. The Truing Up for any year will ordinarily not be considered after more than one year of 'Review'.*
- 3. The Revenue Gap of Ensuing Year shall be adjusted as a result of Review and Truing Up exercises.*
- 4. While approving such expenses/revenues to be adjusted in the future years as arising out of the Review and / or Truing up exercises, the Commission may allow the carrying costs as determined by the Commission of such expenses/revenues. Carrying costs shall be limited to the interest rate approved for working capital borrowings.*
- 5. For any revision in approvals, the licensee would be required to satisfy the Commission that the revision is necessary due to conditions beyond its control. In case additional supply is required to be made to any particular category, the licensee may, any time during the year make an application to the Commission for its approval. The application will demonstrate the need for such change of consumer mix and additional supply of power and also indicate the manner in which the licensee proposes to meet the cost for such change of consumer mix and additional supply of power. The Commission may consider granting approval to such proposals provided the cost of additional supply is ordinarily met by the beneficiary category".*




It is submitted that Hon'ble PSERC in its order dated 20.12.2016 while truing-up for FY 2014-15 in respect of Interest on under recovery or Over- recovery of fixed charges held as below, the relevant extracts of the same is reproduced below;

"After application of its mind the Commission feels that the coverage envisaged by Regulation 9 of PSERC Regulations, 2005 would be for the distribution companies or generating cum distribution companies and cannot be applied as it is to the standalone generating companies. The Commission finds that CERC Regulations (Regulation 8 (13) of CERC (Terms and Conditions of Tariff) Regulation, 2014) are squarely applicable to under recovery or over recovery of fixed charges in case of generating companies.

The Regulation 8 (13) of CERC (Terms and Conditions of Tariff) Regulation, 2014 is re-produced below for reference:-

"The amount under-recovered or over recovered, alongwith simple interest at the rate equal to the bank rate on 1st April of the respective year, shall be recovered or refunded by the generating company or the transmission licensee, as the case may be, in six equal monthly instalments starting within three months from the date of the tariff order issued by the Commission."

*The Commission consciously decides to adopt the CERC Regulations for allowing interest equivalent to bank rate on under recovery or over recovery of fixed charges. Accordingly, **EPPL shall be entitled to interest as per Regulation 8 (13) of CERC (Terms and Conditions of Tariff) Regulation, 2014 on under-recovered or over-recovered Annual Fixed Charges (AFC) determined by the Commission.***



In view of the above, Hon'ble PSERC is requested to allow interest as per Regulation 8 (13) of CERC (Terms and Conditions of Tariff) Regulation, 2014 on under-recovered or over-recovered Annual Fixed Charges (AFC) determined by the Commission for FY 2016-17.

10. TRANSMISSION CHARGES PAYABLE TO M/s AD HYDRO POWER PVT. LTD.


- a) The transmission wheeling charges payable to M/s ADHPL are being claimed by EPPL from PSPCL separately as per the directions of Hon'ble APTEL in its Judgment dated 12.11.2014 as well as Consequential Order dated 04.12.2014 in Petition No. 54 of 2012 & Order dated 31.08.2015 in Petition No. 37 of 2014 passed by Hon'ble PSERC. Hon'ble PSERC vide its order dated 20.12.2016 in petition no. 55 of 2015 has *inter-alia* directed as below:

"the Commission reiterates its findings in its Order dated 04.12.2014 in petition no. 54 of 2012 (on remand by Hon'ble APTEL vide judgment dated 12.11.2014) in the matter and directs PSPCL to pay transmission charges as directed in the aforesaid APTEL Order subject to the amount as per invoice(s) raised by AD Hydro Power to EPPL, till the finalization of transmission charges for sharing of transmission line of AD Hydro Power subject to adjustment on the outcome of the appeal pending before the Hon'ble Supreme Court. EPPL shall submit proof of payments to PSPCL regularly. "

- b) Hon'ble Supreme Court dismissed the Civil Appeal No. 1795 of 2013 of M/s AD Hydro Power Ltd. vide its Order dated 28.04.2015. Relevant extracts of the said dismissal Order are brought out below:-

"..... we are not inclined to interfere with the order passed by the Appellate Tribunal for the Electricity, New Delhi.

The civil appeals are accordingly dismissed."



- c) Further, on the Review Petition (C) No. 1365 of 2017 filed by M/s AD Hydro Power Limited in the said Civil Appeal, the Hon'ble Supreme Court dismissed the said review petition of M/s AD Hydro Power Ltd. vide its Order dated 12.07.2017. Relevant extracts of the said dismissal Order are brought out below:-

"....., we find that there is no error apparent in our order dated 26th April, 2017. However, when the Central Electricity Regulatory Commission decides the matter on merits, it may do so without regard to the observations made by the Appellate Tribunal for Electricity in its order dated 02.01.2013. With these observations, the Review Petition is disposed of."

- d) In view of the above, it is submitted that as the matter has been remanded back to Hon'ble CERC by Hon'ble Supreme Court. M/s. ADHPL has submitted the tariff petition before CERC for determination of transmission charges on 08.09.2017. The Petition is pending before Hon'ble CERC for determination of transmission charges. Accordingly, the Petitioner had not claimed any amount towards transmission charges from Respondent No. 1 since July, 2017 onwards i.e. after Hon'ble Supreme Court Order.

It is submitted that, the Petitioner would be able to forward monthly Transmission Invoices for payment if any based on directions passed by Hon'ble CERC in this regard.

PRAYER:-

It is therefore respectfully prayed that the Hon'ble PSERC may be pleased to:-


- a) Allow Additional Capitalization of Rs. 0.41 Cr over and above approved deferred provisions for FY 2016-17 as per the provision of PSERC (Terms and Conditions for determination of Tariff) Regulations 2005.
- b) Allow Audit Fees and Fee paid to Regulatory Bodies during FY 2016-17 over and above the O&M Expenses as per the PSERC Regulations 2005, while truing up of Annual Fixed Cost for FY 2016-17;



c) Allow AFC for True-up of FY 2016-17 as per the following table:

<i>(Rs. in Crore)</i>		
S.No	Particulars	Proposed by EPPL for FY 2016-17 (True up)
1.	Employee Cost	4.18
2.	Repair & Maintenance Expenses	7.11
3.	Administration & General Expenses	7.23
4.	Depreciation	47.76
5.	Interest on Loan and Finance Charges	57.95
6.	Return on Equity	39.15
7.	Interest on Working Capital	4.69
8.	Tax on Income	9.40
9.	Total Expenses	177.47
10.	Less: Non-Tariff Income	0.14
11.	Annual Fixed Cost (9-10)	177.34


- d) Direct PSPCL to pay the determined Annual Fixed Cost on the terms and conditions as prescribed by the Hon'ble PSERC including Carrying Cost approved by Hon'ble PSERC in the Petition;
- e) Direct PSPCL to pay transmission charges upon submission of invoice(s) of M/s ADHPL as per direction of Hon'ble CERC in this regard.
- f) That EPPL hereby undertakes to file any other information / documents / details as may be required by the Hon'ble PSERC for the purpose of this Petition.
- g) Pass such orders in terms of the submissions made in this petition and other orders as may deem fit in the facts and circumstances of the Petition.



**AND FOR THIS ACT OF KINDNESS, THE HUMBLE PETITIONER AS
IN DUTY BOUND SHALL EVER PRAY.**

Date:


Place: Gurugram



The stamp is circular with the text "Power Private Limited" around the top edge and "Petitioner" at the bottom. A handwritten signature is written across the stamp.

Petitioner

Through



A handwritten signature, likely of the advocate Tarun John, is written over the word "Counsel".

Counsel

Tarun John (Advocate)

712 A, Wave Silver Tower
Sector 18, Noida – 201301

**BEFORE HON'BLE PUNJAB STATE ELECTRICITY REGULATORY
COMMISSION, AT CHANDIGARH
IN PETITION NO. /2017**



IN THE MATTER OF:-

M/s Everest Power Private Ltd.

.....Petitioner

Versus

1. M/s Punjab State Power Corporation Ltd



2. M/s PTC India Ltd.

.....Respondents

AFFIDAVIT

I Nitin Sharma, Son of Shri Ramesh Dutt Sharma, aged 39 years residing at 152, Skylark Apartments, Plot No. 35, Dwarka Sector-6, New Delhi- 110075, do hereby solemnly affirm and state as follows:- :

1. I am the General Manager of M/s Everest Power Private Limited, the Petitioner in the above matter and am duly authorized by the said Petitioner to make this affidavit on its behalf.
2. The statements made in the attached petition are true to my knowledge and I believe them to be true.
3. There is no case pending in any court of law with regard to the subject matter of the petition.



Deponent

Verification:



I, the deponent above named do hereby verify that the contents of my above affidavit are true to my knowledge and belief; no part of it is false and nothing material has been concealed there from.

Verified at New Delhi on the 25th of November, 2017.



ATTESTED


NOTARY PUBLIC, DELHI




Deponent

25 NOV 2017

**EVEREST POWER PRIVATE LIMITED
ANNUAL REVENUE REQUIREMENT FOR THE YEAR 2016-17
ENERGY SALES YEAR- 2016-17**


Sr. No.	Category of Consumer	No. of Consumers at the End of the Year(Nos.)	Connected Load at the End of the Year(KW)	Energy Sale/Demand (MUs)
1	2	3	4	5
1	Domestic			
2	Commercial (NRS)			
3	Industrial			
(a)	Small Supply			
(b)	Medium Supply			
(c)	Large Supply			
(d)	Total			
4	Street Lighting			
5	Bulk Supply			
(a)	HT			
(b)	LT			
(c)	Total			
6	Railway Traction			
7	Total Metered Sales (except AP) within State (total 1 to 6)			
8	AP Consumption			
(a)	Metered			
(b)	Un-metered			
(c)	Total			
9	Total Sale Within State (7+8)			
10	Sales Outside State			
11	Sales to Common Pool Consumers			
12	Sale to Electricity Traders			
13	Sales to Other Distribution Licensees			
14	Total Sales			

Note : Month-wise agriculture consumption data as per sample meters may also be supplied for different years separately for monoblock and submersible agricultural pumpsets.



EVEREST POWER PRIVATE LIMITED
ANNUAL REVENUE REQUIREMENT FOR THE YEAR 2016-17
TECHNICAL AND COMMERCIAL DETAILS OF THERMAL PLANTS
NAME OF THE THERMAL POWER PLANT _____

Sr.No.	Item	Unit	Previous Year 2016-17 (Projections)	Previous Year 2016- 17 (Actuals)
1	2	3		
1	Installed Capacity	MW	Not Applicable	
2	Generation	MU		
3	PLF	%		
4	Plant Availability	%		
	Auxiliary Consumption			
	(i)	MU		
5	(ii)	%		
6	Net Generation	MU		
7	Station Heat Rate	Kcal/kwh		
8	Calorific Value of Coal (Weighted Average)	Kcal/Kg		
9	Coal Transit Loss	%		
10	Total Coal Consumption	Tonnes		
11	Total Oil Consumption	KL		
12	Specific Oil Consumption	ml/kwh		
13	Calorific Value of Oil	Kcal/Litre		
14	Price of Coal	Rs./Tonne		
15	Price of Oil	Rs./KL		
16	Total Coal Cost	Rs. Crores		
17	Total Oil Cost	Rs. Crores		
18	Total Fuel Cost	Rs. Crores		



FORMAT-3


35

**EVEREST POWER PRIVATE LIMITED
ANNUAL REVENUE REQUIREMENT FOR THE YEAR 2016-17
MAINTENANCE SCHEDULE OF THERMAL POWER STATIONS YEAR _____**

Sr.No.	Plant / Unit	Period	Days	Type of Mtc.	
1		2	3	4	5
1	GNDTP				
	Unit-I				
	Unit-II				
	Unit-III				
	Unit-IV				
2	GGSTP				
	Unit-I				
	Unit-II				
	Unit-III				
	Unit-IV				
	Unit-V				
	Unit-VI				
3	GHTP				
	Unit-I				
	Unit-II				

Not Applicable

Note : Information to be supplied separately for previous year, current year and ensuing year.




**EVEREST POWER PRIVATE LIMITED
ANNUAL REVENUE REQUIREMENT FOR THE YEAR 2016-17
GENERATION AT MALANA-II HYDEL STATION**

Sr. No.	HYDEL STATION	Previous Year 2016-17 (Projections)	Previous Year 2016-17 (Actuals)
1	2	3	4
A)	OWN GENERATION		
I)	Capacity(MW)		
1	Shanan HEP	-	-
2	UBDC Hydel Project	-	-
3	Ranjit Sagar Project	-	-
4	Mukerian Hydel Project	-	-
5	Anandpur Sahib Hydel Project	-	-
6	Micro Hydel Projects	-	-
7	Malana II HEP	100	100
8	Total	100	100
II)	Gross Generation(MU)		
1	Shanan HEP	-	-
2	UBDC Hydel Project	-	-
3	Ranjit Sagar Project	-	-
4	Mukerian Hydel Project	-	-
5	Anandpur Sahib Hydel Project	-	-
6	Micro Hydel Projects	-	-
7	Malana II	403.27	371.72
8	Total	403.27	371.72
9	Aux Consumption (MU)	4.84	4.60
10	Transformation Losses (MU)		
11	Net Hydel Generation (MU)	398.43	367.12
B)	BBMB (MU)		
1	PSEB Share excluding Common Pool Share (Net)	-	-
2	Common Pool Share (Net)	-	-
3	Availability from BBMB (Net)	-	-
C)	Total Hydel Availability (MU)	398.43	367.12


Note :

- 1 Net Hydro Generation (MU) at Ex-Bus
- 2 Detailed computation reflected in Appendix to Format - 4
- 3 Royalty of HP share captured in the Appendix to Format - 4
- Revised Estimation for FY 2016-17 is considered as Design Energy
- 4 approved by the Commission



EVEREST POWER PRIVATE LIMITED
ANNUAL REVENUE REQUIREMENT FOR THE YEAR 2016-17
GENERATION AT MALANA-II HYDRO HYDEL STATION


Sr. No.	Hydel Station	Previous Year 2016-17 (Projections)	Previous Year 2016-17 (Actuals)
1	2	3	4
C	Total Hydel Availability (MU)	398.43	367.12
D	Transmission Losses (MU)		
1	Ex Bus to Chhaur	4.94	4.79
2	Chhaur to Nalagarh (4.75% as per interim order issued by APTEL dt. 10.06.2011)	18.69	17.21
3	Total Transmission Losses (MU)	23.63	22.01
4	Net Hydel Generation Before Royalty (Free power) to HP at Nalagarh (MU)	374.80	345.11
E	Royalty Power to HP		
1	%	12%	12%
2	MU	44.98	41.41
F	Net Saleable Generation at Nalagarh (MU)	329.82	303.70
1	Scheduled Generation to PSPCL at Nalagarh (MU)	329.82	303.70
2	Scheduled Generation to GoHP at Nalagarh (MU)	44.98	41.41
G	Differential Energy between Day ahead Schedule & Actual Injection/Unscheduled Interchange (UI)		
1	Payable/Receivable by EPPL	-	-
2	Payable/Receivable by GoHP	-	-



**EVEREST POWER PRIVATE LIMITED
ANNUAL REVENUE REQUIREMENT FOR THE YEAR 2016-17
ENERGY BALANCE**

(MU)

Sr. No.	Item	Previous Year 2016-17 (Projections)	Previous Year 2016-17 (Actuals)
1	2	3	4
A)	ENERGY REQUIREMENT	Not Applicable	
1	Energy sales to metered category within the State		
2	Energy sales to AP		
3	Total sales within the State		
4	Sales to common pool consumers		
5	Sales outside state		
6	Sales to electricity traders		
7	Sales to other distribution licensees		
8	Total sales		
9	T&D losses		
i)	%		
ii)	MU		
10	Total energy requirement		
B)	ENERGY AVAILABILITY		
1	Net thermal generation		
2	Net hydel generation (own+shared)		
3	Net power purchase		
4	Total energy availability		




EVEREST POWER PRIVATE LIMITED
 ANNUAL REVENUE REQUIREMENT FOR THE YEAR 2016-17
 ENTITLEMENT FROM CENTRAL GENERATING STATIONS
 YEAR _____

S.No.	Station	Capacity (MW)	Firm allocation to		Gen. (MU)	PLF (%)	Aux.Cons		Energy sent out	Firm Energy	Actual Allocation to	
			%	MW			MU	%			MU	%
1	2	3	4	5	6	7	8	9	10	11	12	13
I	NTPC											
1	Anta											
2	Auraiya											
3	Dadri Gas											
4	Singrauli											
5	Rihand											
6	Unchahar-I											
7	Unchahar-II											
II	NHPC											
8	Salal											
9	Bairasuil											
10	Tanakpur											
11	Chamera-I											
12	Chamera-II											
13	Uri											
14	Dulhasti											
III	NPC											
15	NAPP											
16	RAPP											
IV	Other Sources											
17	NJPC											
18	Tehri											

Not Applicable

Note : Information may be supplied separately for the previous year, current year and ensuing year.




EVEREST POWER PRIVATE LIMITED
 ANNUAL REVENUE REQUIREMENT FOR THE YEAR 2016-17
 POWER PURCHASE COST
 YEAR _____

Sr. No.	Source	Purchase (MU)	External losses (%)	Energy recd. by PSEB (MU)	AFC (Rs. Crore)	PSEB share (%)	VC (Ps/ Unit)	FC (Rs. crores)	VC (Rs.crore)	Others (Rs.crore)	Total (Rs.crore)	
1		2	3	4	5	6	7	8	9	10	11	12
I	NTPC											
1	Anta											
2	Auraiya											
3	Dadri Gas											
4	Singrauli											
5	Rihand											
6	Unchahar-I											
7	Unchahar-II											
II	NHPC											
8	Salal											
9	Bairasuil											
10	Tanakpur											
11	Chamera-I											
12	Chamera-II											
13	Uri											
14	Dulhasti											
III	NPC											
15	NAPP											
16	RAPP											
IV	Other Sources											
17	Co-gen. including Jalkheri											
18	Banking											
a)	HPSEB											
b)	J&K											
c)	UPCL											
19	NJPC											
20	Tehri											
21	PTC/Others (may be specified)											
22	UI											
V	Other Charges											
22	PGCIL											
23	ULDC											
24	NRLDC											
	Total											

Not Applicable

Note : Information may be supplied separately for the previous year, current year and ensuing year.



FORMAT-8

41

EVEREST POWER PRIVATE LIMITED
ANNUAL REVENUE REQUIREMENT FOR THE YEAR 2016-17
Employees Cost

(Information to be supplied for the previous


(Rs. in crores)

Sr.No	Particulars	Previous Year 2016-17 (Projections)	Previous Year 2016-17 (Actuals)
1	2	3	4
	Salaries & Allowances		
1	Basic pay	3.58	2.75
2	Dearness pay	-	-
3	Dearness allowance	-	-
4	House rent allowance	1.46	1.04
5	Fixed medical allowance	-	-
6	Medical reimbursement charges	0.06	0.04
7	Over time payment	0.01	0.01
8	Other allowances (detailed list attached in Appendix to Format - 8)	2.91	2.61
9	Generation Incentive	-	-
10	Bonus	0.00	0.03
11	Total	8.03	6.48
	Terminal Benefits		
12	Leave encashment	0.20	0.11
13	Gratuity	0.0029	0.07
14	Commutation of pension	-	-
15	Workman compensation	-	-
16	Ex-gratia	0.18	0.13
17	Total	0.38	0.31
	Pension Payments		
18	Basic pension	-	-
19	Dearness pension	-	-
20	Dearness allowance	-	-
21	Any other expenses	-	-
22	Total	-	-
23	Total (11+17+22)	8.42	6.79
24	Amount capitalized		
25	Net amount	8.42	6.79
26	Add prior period expenses		
27	Grand total	8.42	6.79



(Rs. in crores)


Sr.No	Particulars	Previous Year 2016-17 (Projections)	Previous Year 2016-17 (Actuals)
1	2	3	4
A	Other allowances		
1	Conveyance Allowance	0.06	0.07
2	Uniform Allowance	0.04	0.02
3	Education Allowance	0.06	0.03
4	Professional Pursuit	0.02	0.02
5	Hill Station Allowance	0.03	0.01
6	Special Allowance	2.14	1.80
7	Leave Travel Allowance	0.22	0.16
8	Contribution to Provident and Other Funds	0.13	0.12
9	Staff Welfare Expenses	0.11	0.25
10	Incentive to Staff	0.10	0.12
	Total	2.91	2.61



FORMAT-9


EVEREST POWER PRIVATE LIMITED
ANNUAL REVENUE REQUIREMENT FOR THE YEAR 2016-17
Total Number of EPPL Employees

Sr. No.	Particulars	Previous Year 2016-17 (Projections)	Previous Year 2016-17 (Actuals)
1	2	3	4
1	Number of employees with PSEB as on 1st April	Details are at Appendix to Format -9	
2	Number of employees posted with BBMB as on 1st April		
3	PSEB employees on deputation/foreign service as on 1st April		
4	Total number of employees (1+2+3)		
5	Number of employees retired/retiring during the year		
6	Number of employees at the end of the year (4-5)		
7	Number/share of employees required to be posted with BBMB as per agreement		



EVEREST POWER PRIVATE LIMITED
ANNUAL REVENUE REQUIREMENT FOR THE YEAR 2016-17
Total Number of EPPL Employees

Sr. No.	Particulars	Previous Year 2016-17 (Projections)	Previous Year 2016-17 (Actuals)
1	2	3	4
1	Number of employees with EPPL as at the beginning of the year	48	48
2	Number of employees additional during the year	9	9
3	Number of employees retired/retiring/resigned during the year	5	6
4	Number of employees at the end of the year (1+2-3)	52	51



EVEREST POWER PRIVATE LIMITED
ANNUAL REVENUE REQUIREMENT FOR THE YEAR 2016-17
Employees Productivity Parameters

Sr. No.	Particulars	Previous Year 2016-17 (Projections)	Previous Year 2016-17 (Actuals)
1	2	3	4
1	Number of consumers in million	NA	NA
2	Connected load in KW	NA	NA
3	Line circuit in KM	NA	NA
4	Energy sold at Ex-Bus in MU	329.82	303.70
5	Employees per MU of energy sold	0.16	0.17
6	Employees per 1000 consumers	NA	NA
7	Share of employees cost in total costs (AFC)	4.99%	3.83%
8	Employees cost in paise/ kwh of energy sold	25.51	22.36
9	Line circuit KM per employee	NA	NA




EVEREST POWER PRIVATE LIMITED
ANNUAL REVENUE REQUIREMENT FOR THE YEAR 2016-17
Value of Assets and Depreciation Charges

(Information to be supplied for the previous year (actuals), current year(projections) separately)

Sr. No.	Particulars	Assets value at the beginning of the year	Rate of depreciation	Deprecia-tion charges	Accumulated depreciation
1	2	3	4	5	6
	(i) Thermal				
1	Land and land rights				
2	Buildings				
3	Hydraulic works				
4	Other civil works				
5	Plant and machinery				
6	Lines and cable network				
7	Vehicles				
8	Furniture and fixtures				
9	Office equipment				
10	Total				
	(ii) Hydel				
1	Land and land rights				
2	Buildings				
3	Hydraulic works				
4	Other civil works				
5	Plant and machinery				
6	Lines and cable network				
7	Vehicles				
8	Furniture and fixtures				
9	Office equipment				
10	Total				
	(iii) Internal combustion				
1	Land and land rights				
2	Buildings				
3	Hydraulic works				
4	Other civil works				
5	Plant and machinery				
6	Lines and cable network				
7	Vehicles				
8	Furniture and fixtures				
9	Office equipment				
10	Total				
	(iv) Transmission				
1	Land and land rights				
2	Buildings				
3	Hydraulic works				
4	Other civil works				
5	Plant and machinery				
6	Lines and cable network				
7	Vehicles				
8	Furniture and fixtures				
9	Office equipment				
10	Total				
	(v) Distribution				
1	Land and land rights				
2	Buildings				
3	Hydraulic works				
4	Other civil works				
5	Plant and machinery				
6	Lines and cable network				
7	Vehicles				
8	Furniture and fixtures				
9	Office equipment				
10	Total				
	(vi) Others				
	Grand Total (i to vi)				

Details are at Appendix to Format -11



APPENDIX TO FORMAT-II

**EVEREST POWER PRIVATE LIMITED
ANNUAL REVENUE REQUIREMENT FOR THE YEAR 2016-17
Value of Assets and Depreciation Charges**

(Information to be supplied for the previous year (Actuals), current year (Projections) separately)


Sr. No.	Particulars	Previous Year 2016-17 (Projections)						Previous Year 2016-17 (Actuals)					
		Gross Assets value at the beginning of the year	Value of assets added / (disposed off) during the year	Gross Assets value at the end of the year	Rate of depreciation	Depreciation charges	Accumulated depreciation	Gross Assets value at the beginning of the year	Value of assets added / (disposed off) during the year	Gross Assets value at the end of the year	Rate of depreciation	Depreciation charges	Accumulated depreciation
		3	4	5	6	7	8	9	10	11	12	13	14
1	(ii) Hydel												
1	Land and land rights												
1.1	Free Hold land	4.29	- *	4.29			-	4.29	*	4.29			-
1.2	Forest Land - Leased by Government of HP	8.28	- **	8.28	3.34%	0.28	0.83	8.28	- **	8.28	3.34%	0.28	0.83
2	Buildings - Permanent	7.19	2.40	9.59	3.34%	0.28	0.82	7.19	-	7.19	3.34%	0.24	0.78
3	Other civil works (roads, bridges)	127.88	-	127.88	3.34%	4.27	20.14	127.88	*	127.88	3.34%	4.27	20.14
4	Hydraulic works (DAM, HRT, SS, PS&PH)	403.80	- *	403.80	5.28%	21.32	100.63	403.80	*	403.80	5.28%	21.32	100.63
5	Plant and machinery (Electro Mechanical Equipment)	230.45	-	230.45	5.28%	12.17	57.44	230.45		230.45	5.28%	12.17	57.44
6	Lines and cable network (Transmission Line & Substation)	58.74	-	58.74	5.28%	3.10	14.64	58.74		58.74	5.28%	3.10	14.64
7	Office equipment	0.39	0.05	0.44	6.33%	0.03	0.07	0.39	0.14	0.53	6.33%	0.03	0.08
8	Tools & Tackles/Machinery	0.18	-	0.18	5.28%	0.01	0.05	0.18	0.02	0.20	6.33%	0.01	0.05
9	Computers	0.11	-	0.11	15.00%	0.02	0.08	0.11	0.02	0.13	15.00%	0.02	0.08
10	Software	0.06	-	0.06	15.00%	0.01	0.04	0.06	-	0.06	15.00%	0.01	0.04
11	Furniture and fixtures	0.18	-	0.18	6.33%	0.01	0.05	0.18	0.22	0.41	6.33%	0.02	0.06
12	Vehicles	0.06	-	0.06	9.50%	0.01	0.02	0.06		0.06	9.50%	0.01	0.02
13	Total	841.60	2.45	844.05		41.50	194.82	841.60	0.41	842.01		41.47	194.80
	Grand Total	841.60	2.45	844.05		41.50	194.82	841.60	0.41	842.01		41.47	194.80

Depreciation Charges

Particulars	Amount in Crs.	
	FY 2015-16	FY 2016-17
Gross Block as on 1st April	825.73	829.07
Additional Capital Exp	3.34	0.41
Closing Gross Block	829.07	829.48
Average Gross Block	827.40	829.30
Rate of Depreciation	4.96%	5.76%
Depreciation Charges	41.04	47.76

Rate of Depreciation

Particulars	Amount in Crs.
	FY 2016-17
Opening GFA (Excluding Land)	806.85
Closing GFA (Excluding Land)	807.26
Average GFA	807.05
Depreciation (Excluding Land)	46.46
Rate of Depreciation	5.76%




FORMAT-12

EVEREST POWER PRIVATE LIMITED
ANNUAL REVENUE REQUIREMENT FOR THE YEAR 2016-17
Depreciation Charges

(Rs. in crores)


Sr. No.	Item	Assets as on April 1 of Previous year 2015-16 (Actuals)	Depreciation for Previous year (Actuals) (April 2015 to March,2016)	Assets as on April 1 2016-17	Depreciation for Previous Year Actuals) 2016-17
1	2	3	4	5	6
1	Thermal				
2	Hydro	838.26	41.34	841.60	41.47
3	Internal combustion	NA	NA	NA	NA
4	Transmission	NA	NA	NA	NA
5	Distribution	NA	NA	NA	NA
6	Others	NA	NA	NA	NA
7	Total	838.26	41.34	841.60	41.47



EVEREST POWER PRIVATE LIMITED
ANNUAL REVENUE REQUIREMENT FOR THE YEAR 2016-17
Repair and Maintenance Expenses

(Rs. in crores)


Sr. No	Particulars	Previous Year 2016-17 (Projections)	Previous Year 2016-17 (Actuals)
1	2	3	4
1	Plant & machinery	3.23	2.48
2	Building	0.03	0.05
3	Hydraulic works & civil works	7.79	6.81
4	Line cable & network	0.06	0.02
5	Vehicles	0.03	0.02
6	Furniture & fixtures	0.01	0.02
7	Office equipments	0.15	0.03
8	Operating expenses	6.20	6.86
9	Total	17.49	16.28
10	Add BBMB share		
11	Total expenses	17.49	16.28
12	Less capitalized		
	--- PSEB		
	--- BBMB		
13	Net expenses	17.49	16.28
14	Add prior period *		
15	Total expenses charged to revenue	17.49	16.28



EVEREST POWER PRIVATE LIMITED
ANNUAL REVENUE REQUIREMENT FOR THE YEAR 2016-17
Administration and General Expenses

(Rs. in crores)

Sr. No.	Sub-head	Previous Year 2016-17 (Projections)	Previous Year 2016-17 (Actuals)
1	2	3	4
1	Audit Fee including Cost audit & internal audit fee	0.16	0.21
2	Fee paid to Regulatory Bodies	0.01	0.11
3	Rent, rates & taxes	1.20	1.65
4	Insurance	2.67	2.45
5	Telephone, postage & telegrams	0.16	0.13
6	Consultancy fees	-	0.29
7	Technical fees	0.41	0.78
8	Other professional charges	0.99	1.13
9	Conveyance & travel expenses	0.54	0.67
10	Electricity & water charges	0.33	0.46
11	Others (detailed list attached in Appendix to Format - 14)	0.69	0.81
12	Freight	0.13	0.07
13	Other material related expenses	-	-
14	Total	7.27	8.77
15	Add BBMB share		
16	Total expenses	7.27	8.77
17	Less capitalized	-	-
	--- PSEB	-	-
	--- BBMB	-	-
18	Net expenses	7.27	8.77
19	Add prior period	-	-
20	Total expenses charged to revenue	7.27	8.77




APPENDIX TO FORMAT-14

**EVEREST POWER PRIVATE LIMITED
ANNUAL REVENUE REQUIREMENT FOR THE YEAR 2016-17**

(Rs. in crores)

Sr. No.	Sub-head	Previous Year 2016-17 (Projections)	Previous Year 2016-17 (Actuals)
1	2	3	4
1	Others Expenses		
1.1	Printing & Stationery	0.08	0.09
1.2	Security Charges	0.41	0.39
1.3	Entertainment Expenses	0.08	0.06
1.4	Miscellaneous Expenses	0.09	0.23
1.5	Advertisement	0.01	0.02
1.6	Donation	0.01	0.02
1.7	Land Lease	-	-
	Total	0.69	0.81



FORMAT-15

EVEREST POWER PRIVATE LIMITED
ANNUAL REVENUE REQUIREMENT FOR THE YEAR 2016-17
Details of loans for the year

(Rs. in crores)

Sl. No.	Particulars (source)	Previous Year (Projections) 2016-17						Previous Year (Actuals) 2016-17						
		Opening balance	Rate of interest	Addition during the year	Repayment during the year	Closing balance	Amount of interest paid	Opening balance	Rate of interest	Addition during the year	Transaction costs on borrowings	Repayment during the year	Closing balance	Amount of interest paid
1	2	3	4	5	6	7	8	9	10	11	12	13	14	15
1	Rural Electrification Corporation Limited	339.40	14.00%	0.00	33.11	306.29	47.48	339.40	13.40%	-	1.83	24.83	312.74	36.86
2	Punjab National Bank-1	26.23	15.10%	0.00	5.00	21.23	3.60	26.23	14.85%	-	0.15	3.75	22.33	3.09
3	Punjab National Bank-2	10.96	15.10%	0.00	1.27	9.68	1.54	10.96	14.85%	-	0.07	0.95	9.93	1.31
4	State Bank of India	20.23	14.15%	0.00	3.97	16.26	2.72	20.23	14.15%	-	0.12	2.98	17.13	2.33
5	Indian Renewable Energy Development Agency Limited -1	43.74	14.00%	0.00	3.72	40.02	6.15	43.74	14.00%	-	0.08	1.86	41.81	3.15
6	Indian Renewable Energy Development Agency Limited -2	21.34	14.00%	0.00	1.82	19.52	3.00	21.34	14.00%	-	0.04	0.91	20.39	1.56
	Total	461.89	0.86	-	48.89	412.99	64.49	461.89		-	2.28	35.28	424.33	48.30




FORMAT-16

53

EVEREST POWER PRIVATE LIMITED
ANNUAL REVENUE REQUIREMENT FOR THE YEAR 2016-17
Interest and Finance Charges

(Rs. in crores)


Sr. No.	Source of loan	Previous Year 2016-17 (Projections)	Previous Year 2016-17 (Actuals)
1	2	3	4
1	SLR Bonds	-	
2	Non SLR Bonds	-	
3	LIC	-	
4	Rural Electrification Corporation Limited (REC)	47.48	48.06
5	Commercial Banks (Details are at Appendix to Format -16)	7.86	8.07
6	Bills discounting	-	-
7	Lease rental	-	-
8	PFC	-	-
9	GPF	-	-
10	CSS	-	-
11	Working capital loan	-	-
12	Others (Details are at Appendix to Format -16)	9.15	9.19
13	Totalc (1 to 12)	64.49	65.31
14	Add state Govt. loan		
15	Total (13+14)	64.49	65.31
16	Less capitalization		
17	Net interest (15-16)	64.49	65.31
18	Add prior period		
19	Total interest (17+18)	64.49	65.31
20	Finance charges	0.06	0.70
21	Total interest and finance charges (19+20)	64.56	66.02



EVEREST POWER PRIVATE LIMITED
 ANNUAL REVENUE REQUIREMENT FOR THE YEAR 2016-17
Interest and Finance Charges

(Rs. in crores)


Sr. No.	Source of loan	Previous Year 2016-17 (Projections)	Previous Year 2016-17 (Actuals)
1	2	3	4
	Commercial Banks		
1	Punjab National Bank-1	3.60	3.71
2	Punjab National Bank-2	1.54	1.58
3	State Bank of India	2.72	2.78
	Total	7.86	8.07
	Others		
1	Indian Renewable Energy Development Agency Limited -1	6.15	6.17
2	Indian Renewable Energy Development Agency Limited -2	3.00	3.02
	Total	9.15	9.19



EVEREST POWER PRIVATE LIMITED
ANNUAL REVENUE REQUIREMENT FOR THE YEAR 2016-17
Interest Capitalized

(Rs. in crores)

Sr.No.	Interest Capitalized	Previous Year 2016-17 (Projections)	Previous Year 2016-17 (Actuals)
1	2	3	4
1	WIP	-	-
2	GFA at the end of the year	842.01	841.60
3	WIP+GFA at the end of the year	844.05	842.01
4	Interest(excluding interest on WCL)	64.56	66.02
5	Interest Capitalized	-	-




EVEREST POWER PRIVATE LIMITED
ANNUAL REVENUE REQUIREMENT FOR THE YEAR 2016-17
Information regarding restructuring of outstanding loans during the year

2015-16

Sr. No.	Source of loan	Amount of original loan (Rs. in crores)	Old rate of interest	Amount already restructured (Rs. in crores)*	Revised rate of interest	Amount now being restructured (Rs. in crores)	New rate of interest
1	2	3	4	5	6	7	8
	NA						
	NA						
	NA						
	NA						

2016-17

Sr. No.	Source of loan	Amount of original loan (Rs. in crores)	Old rate of interest	Amount already restructured (Rs. in crores)*	Revised rate of interest	Amount now being restructured (Rs. in crores)	New rate of interest
1	2	3	4	5	6	7	8
	NA						
	NA						
	NA						
	NA						



FORMAT-19**EVEREST POWER PRIVATE LIMITED
ANNUAL REVENUE REQUIREMENT FOR THE YEAR 2016-17**

57


Lease Details**2016-17**

Sr. No.	Name of Lesser	Gross Assets (Rs.in crores)	Lease entered on	Lease Rentals	Primary period ended/ending by	Secondary period ending by
1	2	3	4	5	6	7
1	Government of Himachal Pradesh (Diverted Forest Land)	12.38 ***	*	1.239**	NA	NA
	Total	12.38				

* Government of HP demanded lease for the Forest diverted land vide there letter no.11.08.2014

**Government of HP vide there demand letter calculated applicable lease for diverted land per annum.

***Rs. 12.38 cr. Including pre COD lease rental of Rs. Rs.4.10 Cr.




EVEREST POWER PRIVATE LIMITED
ANNUAL REVENUE REQUIREMENT FOR THE YEAR 2016-17
Non Tariff Income

(Rs. in crores)

Sr. No.	Particulars	Previous Year 2016-17 (Projections)	Previous Year 2016-17 (Actuals)
1	2	4	5
1	Meter/service rent	Details are at Appendix to Format - 20	
2	Late payment surcharge		
3	Theft/pilferage of energy		
4	Misc. receipts		
5	Misc. charges (except PLEC)		
6	Wheeling charges		
7	Interest on staff loans & advance		
8	Income from trading		
9	Income staff welfare activities		
10	Excess on verification		
11	Investments & bank balances		
12	Total income		
13	Add prior period income*		
14	Total non tariff income		


*Year-wise details of prior period income may be provided



EVEREST POWER PRIVATE LIMITED
ANNUAL REVENUE REQUIREMENT FOR THE YEAR 2016-17
Non Tariff Income

(Rs. in crores)

Sr. No.	Particulars	Previous Year 2016-17 (Projections)	Previous Year 2016-17 (Actuals)
1	2	3	4
1	Interest from banks on Deposits	0.04	0.04
2	Interest on overdue trade receivables	-	-
3	Mis receipt	0.01	0.02
4	Insurance claim received	-	-
6	Interest income on Gratuity fund	0.07	-
7	Total income	0.11	0.06
8	Add prior period income		
a	Reimbursement of SOC, MOC, ULDC & NLDC Charges	-	0.08
b	Creditors written back	-	
c	Interest income on Gratuity fund maintained with LIC	-	
9	Total non tariff income	0.11	0.14



EVEREST POWER PRIVATE LIMITED
ANNUAL REVENUE REQUIREMENT FOR THE YEAR 2016-17
Investment Plan (Scheme-wise)

(Rs. in crores)


Sr.No.	Name of Scheme /Project	Approved outlay	Previous Year 2016-17 (Projections)	Progressive Expenditure Up to Current year
1	2	3	4	5
1	Ranjit Sagar Dam Project	-		-
2	Shahpur kandi HEP	-		-
3	Mukerian Hydro Electric Project Stage-II	-		-
4	Micro Hydel Power Houses at Ropar	-		-
5	R&M of Bhakra Power Houses	-		-
6	Shanan & Other Board Projects	-		-
7	GHTP Stage-I	-		-
8	GHTP Stage-II Lehra Mohabbat	-		-
9	Doraha gas Based Thermal Plant	-		-
10	R&M works at Thermal Plants as per RLA study (unit-I & II)	-		-
11	R&M of GNDTP Bhatinda Phase-II	-		-
12	R&M GNDTP Bhatinda Unit-III&IV based on RLA study	-		-
13	R&M of GGSSTP Ropar under APDRP scheme	-		-
14	Transmission & Distribution including APDRP	-		-
15	Revamping of ME Labs. and workshops	-		-
16	Release of tube-well connections	-		-
17	Rural Electrification (PMGY)	-		-
18	Any other new project taken up by Board	-		-
19	Total	Details are at Appendix to Format -21		



EVEREST POWER PRIVATE LIMITED
 ANNUAL REVENUE REQUIREMENT FOR THE YEAR 2016-17
Investment Plan (Scheme-wise)

(Rs. in crores)

Sr.No.	Name of Scheme /Project	Previous Year 2016-17 (Projections)	Previous Year 2016-17 (Actuals)
1	2	7	
1	MALANA-II HYDRO PROJECT	2.45	-
	Total	2.45	-



**EVEREST POWER PRIVATE LIMITED
ANNUAL REVENUE REQUIREMENT FOR THE YEAR 2016-17
Investment Plan (year-wise)**

(Rs. in crores)

Sr. No.	Year	Originally proposed by EPPL	Approved by the Commission	Actual expenditure	
1	2	3	4	5	
	2016-17	2.45	-	0.41	*

* EPPL incurred Additional Capitalization over and above approved deferred provisions



FORMAT-23**EVEREST POWER PRIVATE LIMITED
ANNUAL REVENUE REQUIREMENT FOR THE YEAR 2016-17****Capital Base and Return**


(Rs. in crores)

Sr. No.	Particulars			Previous Year 2016-17 (Projections)	Previous Year 2016-17 (Actuals)
1		2	3	4	5
1	Gross block at beginning of the year				
2	Less accumulated depreciation				
3	Net block at beginning of the year				
4	Less accumulated consumer contribution				
5	Net fixed assets at beginning of the year				
6	Reasonable return @3% of NFA				

Details are at Appendix to Format -23

Sr. No.	Particulars	WIP	Fixed Assets
1		3	4
1	As on 31st March of previous year Add capital expenditure during current year Total: Less transferred to fixed assets		
2	As on 31st March of current year Add capital expenditure during ensuing year Total: Less transferred to fixed assets		
3	As on 31st March of ensuing year		

Sr. No.	Particulars	Amount
1		3
1	Accumulated Depreciation	
2	As on 31st March of previous year	
3	Add: Depreciation for current year	
4	As on 31st March of current year	
5	Consumers Contribution	
6	As on 31st March of previous year	
7	Addition during current year	
8	As on 31st March of current year	



APPENDIX TO FORMAT- 23

Name of the Company: EVEREST POWER PRIVATE LIMITED


Name of the Power Station: MALANA STAGE-II 100 MW H.E.PROJECT

Rs.in Crores

S.No	Particulars		Addl Cap.	Capital Cost
1(i)	Capital Cost approved by the Commission	838.30		838.30
ii	Net Additional Capital expenditure for the year FY-2015-16		3.34	841.64
iii	Net Additional Capital Expenditure incurred during FY-2016-17		0.41	842.05
	Capital Cost (Total(i) to (iii))			842.05

Rs.in Crores

PARTICULARS	2015-16	2016-17
Gross Notional Equity (Rs. 838.3025*30%)	251.49	252.49
Addition due to additional capitalization during the year (30% of Net Additional Cap)	1.00	0.12
Closing Equity	252.49	252.62
Average Equity	251.99	252.55
Rate of Return on Equity	15.50%	15.50%
Return on Equity	39.06	39.15



EVEREST POWER PRIVATE LIMITED
ANNUAL REVENUE REQUIREMENT FOR THE YEAR 2016-17
Cash flow statement for the Ensuing year (projections)


(Rs. in crores)

Sr. No.	Month	Sources of receipt	Amount	Particulars of payment	Amount
1	2	3	4	5	6
1	April	Revenue from Sale of Power to PSPCL	177.34	Expenditure towards O&M Expenses; Repayment of Loan; Interest on Loan; and Interest on Working Capital	138.62
2	May				
3	June				
4	July				
5	August				
6	September				
7	October				
8	November				
9	December				
10	January				
11	February				
12	March				
	Total		177.34		138.62



EVEREST POWER PRIVATE LIMITED
 ANNUAL REVENUE REQUIREMENT FOR THE YEAR 2016-17
Original Cost of Fixed Assets


Sr. No.	Assets group	Closing balance at the end of Previous Year (2015-16)	Addition during Previous Year-Projections (2016-17)*	Closing balance at the end of Previous Year (2016-17)
1	2	3	4	5
1	Thermal	NA	NA	NA
2	Hydro	842.01	-	842.01
3	Internal combustion	NA	NA	NA
4	Transmission	NA	NA	NA
5	Distribution	NA	NA	NA
6	Others			
7	Total	842.01	-	842.01



EVEREST POWER PRIVATE LIMITED
 ANNUAL REVENUE REQUIREMENT FOR THE YEAR 2016-17
Works-in-Progress

(Rs. in crores)


Sr. No.	Particulars	Previous Year 2016-17 (Projections)	Previous Year 2016-17 (Projections)	Current Year 2015-16 (RE)	Previous Year 2016-17 (Projections)
1	2	3	4	5	6
1	Opening balance	Not Applicable			
2	Add: New investments				
3	Total				
4	Less investment capitalized				
5	Closing balance				



EVEREST POWER PRIVATE LIMITED
ANNUAL REVENUE REQUIREMENT FOR THE YEAR 2016-17
Revenue from Existing Tariff

(Information to be supplied for previous years (actuals), current year (projections))

Sr. No.	Category of consumers	Energy sales (MU)	Tariff rates (p/unit)	Revenue (Rs. in crores)
1	2	3	4	5
1	Domestic	Details are at Appendix to Format -27		
a)	Up to 100 units			
b)	101-300 units			
c)	Above 300 units			
	Total			
2	NRS			
3	Public lighting			
4				
a)	SP			
b)	MS			
c)	LS			
	Total			
5	Bulk supply			
6	Railway traction			
7	Common pool			
8	Outside state			
9	Total			
10	AP consumption			
11	Total			
12	Add MMC and Other charges			
13	Grand Total			




EVEREST POWER PRIVATE LIMITED
ANNUAL REVENUE REQUIREMENT FOR THE YEAR 2016-17
Revenue from Existing Tariff

(Information to be supplied for previous years (actuals), current year (Projections))

(Rs. in crores)

Sr. No.	Category of consumers	Current Year FY 2016-17(Projections)		Previous Year FY 2016-17 (Actual)	
		Energy sales (MU)	Revenue (Rs. in crores)	Energy sales (MU)	Revenue (Rs. in crores)
1	2	3	4	5	6
1	PSPCL through PTC (Actual Received)	329.82	191.80	303.70	177.34
	Total	329.82	191.80	303.70	177.34



FORMAT-28

70

**EVEREST POWER PRIVATE LIMITED
ANNUAL REVENUE REQUIREMENT FOR THE YEAR 2016-17**


(Rs. in crores)

Sr. No.	Item of expense	Proposed by the Board	Revised by the Board	Approved by the Commission	Actuals as per accounts
1	2	3	4	5	6
1	Cost of fuel				
2	Cost of power purchase				
3	Employee costs				
4	O&M expenses				
5	Administration and general expenses				
6	Depreciation				
7	Interest charges				
8	Return on NFA				
9	Total revenue requirement				
10	Less: non tariff income				
11	Net revenue requirement (9-10)				
12	Revenue from tariff				
13	Gap (11-12)				
14	Gap for -----				
15	Total gap (13+14)				
16	Revenue surplus carried over				
17	Additional revenue from proposed tariff				
18	Regulatory asset				
19	Energy sales (MU)				

Details are at Appendix to Format -28

Note :


- i. Columns 1 to 6 applicable for previous year.
- ii. Columns 1 to 4 applicable for current year.
- iii. Columns 1 to 3 applicable for ensuing year.



EVEREST POWER PRIVATE LIMITED
ANNUAL REVENUE REQUIREMENT FOR THE YEAR 2016-17


Amount in Rs. Crs.

Sr. No.	Item of expense	FY 2015-16			FY 2016-17			
		Proposed by EPPL	As per PSERC Order	Actuals	Projected by EPPL (Normative)	Approved by the Commission Order dated 08.08.2017	Actuals	Proposed by EPPL(Normative)
1	2	3	4	5	6	7	8	9
1	Cost of fuel							
2	Cost of power purchase							
3	Employee costs	3.75	3.73	7.20	4.04	3.97	6.79	4.18
4	Repair & Maintenance Expenses	7.47	7.15	18.25	7.38	7.08	16.28	7.11
5	Administration and General Expenses	7.24	6.94	12.26	7.16	6.87	8.77	7.23
6	Depreciation	41.85	40.79	41.34	40.79	40.79	41.47	47.76
7	Interest & Finance charges	68.89	64.03	73.31	57.66	57.66	66.02	57.95
8	Return on Equity	44.25	38.98	39.06	38.98	38.98	39.15	39.15
9	Tax on Income	-	-	-	8.17	8.17	9.40	9.40
10	Interest on Working Capital	4.90	4.47	5.85	4.51	4.47	5.49	4.69
11	Total revenue requirement	178.36	166.09	197.26	168.70	167.99	193.36	177.47
12	Less: non tariff income	-	0.16	0.23	0.11	0.16	0.14	0.14
13	Annual Fixed Cost (12-13)	178.36	165.93	197.03	168.59	167.83	193.23	177.34
14	Revenue Gap to be recovered	-	-	-	-	-	-	-
15	Opening Revenue Gap	-	-	-	-	-	-	-
16	Total Gap to be carried forward (13+14)	-	-	-	-	-	-	-
17	Revenue surplus carried over	-	-	-	-	-	-	-
18	Additional revenue from proposed tariff	-	-	-	-	-	-	-
19	Regulatory asset	-	-	-	-	-	-	-
20	Energy sales (MU)	329.82		348.74	329.82		303.70	303.70



EVEREST POWER PRIVATE LIMITED
ANNUAL REVENUE REQUIREMENT FOR THE YEAR 2016-17
Information regarding Wholesale Price Index (All Commodities)
 (to be supported with documentary evidence)

Sr. No.	Period	WPI	Increase over previous year
1	2	3	4
1	As on April1 of previous years	Details are at Appendix to Format -29	
2	As on April1 of current year		
3	As on April1 of current year	NOT AVAILABLE	



EVEREST POWER PRIVATE LIMITED

ANNUAL REVENUE REQUIREMENT FOR THE YEAR 2016-17

784.69

Information regarding Wholesale Price Index (All Commodities) & Consumer Price Index

Sr. No.	Period	WPI	CPI
1	2	3	4
1	Average WPI (Apr 2012 - Mar 2013)	106.90	215.17
2	Average WPI (Apr 2016 - Mar 2017)	111.62	275.92

Details of Index

Month	Wholesale Price Index (All Commodities)	Consumer Price Index
Mar-17	113.20	275
Feb-17	113	274
Jan-17	112.6	274
Dec-16	111.7	275
Nov-16	111.9	277
Oct-16	111.5	278
Sep-16	111.4	277
Aug-16	111.2	278
Jul-16	111.8	280
Jun-16	111.7	277
May-16	110.4	275
Apr-16	109	271
Mar-2013	108.6	224
Feb-2013	108.4	223
Jan-2013	108.0	221
Dec-2012	107.1	219
Nov-2012	107.3	218
Oct-2012	107.4	217
Sep-2012	107.6	215
Aug-2012	106.9	214
Jul-2012	106.2	212
Jun-2012	105.3	208
May-2012	105.3	206
Apr-2012	104.7	205

Source: http://www.eaindustry.nic.in/display_data.aspSource: <http://labourbureau.nic.in/indtab.html>source: http://www.eaindustry.nic.in/download_data_0405.asp

WPI & CPI inflation for FY 2016-17			2016-17	
			WPI	CPI
Apr 2012 - Mar 2013			106.90	215.17
Apr 2016 - Mar 2017			111.62	275.92
Inflation			4.41%	28.23%

INDEXn= (.50*CPI+ .50*WPI)	2016-17
WPI	4.41%
CPI	28.23%
	16.32%


From 1.4.2015 to 15.10.2015	198
Effective from 16.10.2015 to 31.3.2016	168

	Amount in Cr.	
	2015-16	2016-17
2015-16		
Base amount approved by PSERC	3.42	3.43
From 1.4.2015 to 15.10.2015	1.95	
from 16.10.2016 to 31.3.2016	1.79	
Total	3.74	3.98
Add: Terminal Benefit		0.20
Total		4.18



**EVEREST POWER PRIVATE LIMITED
ANNUAL REVENUE REQUIREMENT FOR THE YEAR 2016-17
Information regarding amount of Equity & Loan**

Sr. No.	Period	Amt. of Equity (Rs. in crores)	Amt. of Loan (Rs. in crores)	Ratio of equity & loan
1	2	3	4	5
1	As on 31st March, 2016	318.20	461.89	1.45
2	As on 31st March, 2017	318.20	424.33	1.33



FORMAT-31

EVEREST POWER PRIVATE LIMITED
ANNUAL REVENUE REQUIREMENT FOR THE YEAR 2016-17
Information regarding Revenue from Other Business

75

Sr. No.	Particulars	Amount (Rs. in crores)
1	2	3
1	Total revenue from other business	Not Applicable
2	Income from other business to be considered for licensed business as per regulations	

Note : To be supplied for previous year, current year for which licence for other business was operating.



EVEREST POWER PRIVATE LIMITED
ANNUAL REVENUE REQUIREMENT FOR THE YEAR 2016-17
Information regarding Bad and Doubtful Debts

Sr. No.	Particulars	Amount (Rs. in crores)
1		2
1	Amount of receivable bad and doubtful debts (audited)	3
2	Provision made for debts in ARR	Not Applicable




FORMAT-33

77

EVEREST POWER PRIVATE LIMITED
ANNUAL REVENUE REQUIREMENT FOR THE YEAR 2016-17
Information regarding Working Capital for the current year

Sr. No.	Particulars	Amount (Rs. in crores)
1	2	3
1	Fuel Cost	Details are at Appendix to Format 33
2	Power Purchase Cost	
3	One month employees cost and administration & general expenses	
4	One month R&M Cost	
5	Total	



Calculation of Interest on Working Capital


Name of the Company : EVEREST POWER PRIVATE LIMITED

Name of the Power Station: MALANA STAGE-11 100 MW H.E.PROJECT

Amount inRs. Crs

Sl. No.	Particulars	Previous Year 2016-17 (Actuals)	Previous Year 2016-17 (Proposed)
1	2	6	7
1	Maintenance Spares(15% of the O&M Expenses)	4.78	2.78
2	Receivables(Two Months fixed cost)	32.20	29.56
3	O&M Expenses for one month	2.65	1.54
4	Total Working Capital	39.63	33.88
5	Rate of Interest*	13.85%	13.85%
6	Interest on Working Capital (Annualised)	5.49	4.69
7	Interest on Working Capital	5.49	4.69

* Calculation of Weighted Average Interest rate is enclosed as annexure



EVEREST POWER PRIVATE LIMITED

ANNUAL REVENUE REQUIREMENT FOR THE YEAR 2016-17

Information regarding Foreign Exchange Rate Variation (FERV)

Sr. No.	Particulars	Amount (Rs. in crores)
1	2	3
1	Amount of liability provided	Not Applicable
2	Amount recovered	
3	Amount adjusted	




Everest Power Private Limited

80

Calculation of Interest on Normative Loan

Amount in Rs. Crs.

S.No	PARTICULARS	FY 2016-17
1	Gross Normative Loan	589.15
2	Cummulative Repayment upto Previous Year	152.10
3	Net Loan Opening	437.05
4	Less: Repayment during the year	47.76
5	Additions due to Additional Capitalization	0.29
6	Net Loan Closing	389.58
7	Average Loan	413.32
8	Weighted Average Rate of Interest on Loan	13.85%
9	Interest on loan	57.24
	Add: Finance Charges	0.70
	Total	57.95



Manohar Chowdhry & Associates

CHARTERED ACCOUNTANTS

Independent Auditor's Report

To the members of Everest Power Private Limited

Report on the IND AS Financial Statements

We have audited the accompanying IND AS financial statements of Everest Power Private Limited ("the Company") which comprise the balance Sheet as at 31st March 2017, the Statement of Profit and Loss (including other comprehensive income), the statement of cash flows and the statement of changes in equity for the year then ended and a summary of the significant accounting policies and other explanatory information (herein after referred to as "IND AS financial statements")

Management's Responsibility for the Financial Statements

The Company's Board of Directors is responsible for the matters stated in Section 134(5) of the Companies Act, 2013 ("the Act") with respect to the preparation of these IND AS financial statements that give a true and fair view of the financial position, financial performance including other comprehensive income, cash flows and changes in the equity of the Company in accordance with the accounting principles generally accepted in India, including the Indian Accounting Standards (IND AS) prescribed under Section 133 of the Act read with relevant rules issued there under.

This responsibility also includes maintenance of adequate accounting records in accordance with the provisions of the Act for safeguarding the assets of the Company and for preventing and detecting frauds and other irregularities; selection and application of appropriate accounting policies; making judgments and estimates that are reasonable and prudent; and design, implementation and maintenance of adequate internal financial controls, that were operating effectively for ensuring the accuracy and completeness of the accounting records, relevant to the preparation and presentation of the INDAS financial statements that give a true and fair view and are free from material misstatement, whether due to fraud or error.

Auditor's Responsibility


Our responsibility is to express an opinion on these IND AS financial statements based on our audit.

We have taken into account the provisions of the Act, the accounting and auditing standards and matters which are required to be included in the audit report under the provisions of the Act and Rules made there under.



Plot No. 136, Rider house, Lower ground floor, Sector 44,
Near Apparel house, Gurgaon – 122 002, Haryana
Tel: +91 124 4787090 / 4044821

Chennai • Bengaluru • Dubai • Gurgaon • Hyderabad • Mumbai
Coimbatore • Kochi • Madurai • Mangaluru • Vijayawada • Vizag



We conducted our audit in accordance with the standards on Auditing specified under Section 143(10) of the Act. Those Standards require that we comply with ethical requirements and plan and perform the audit to obtain reasonable assurance about whether the INDAS financial statements are free from material misstatement.

An audit involves performing procedures to obtain audit evidence about the amounts and the disclosures in the IND AS financial statements. The procedures selected depend on the auditor's judgment, including the assessment of the risks of material misstatement of the INDAS financial statements, whether due to fraud or error. In making those risk assessments, the auditor considers internal financial control relevant to the Company's preparation of the IND AS financial statements that give a true and fair view in order to design audit procedures that are appropriate in the circumstances. An audit also includes evaluating the appropriateness of the accounting policies used and the reasonableness of the accounting estimates made by the Company's Directors, as well as evaluating the overall presentation of the IND AS financial statements.

We believe that the audit evidence we have obtained is sufficient and appropriate to provide a basis for our audit opinion on the IND AS financial statement.

Opinion

In our opinion and to best of our information and according to the explanation given to us, the aforesaid INDAS financial statements give the information required by the Act in the manner so required and give a true and fair view in conformity with the accounting principles generally accepted in India including IND AS, of the financial position of the Company as at March 31st, 2017 and its financial performance including other comprehensive income, its cash flows and the changes in equity for the year ended on that date.

Report on other legal and regulatory requirements

1. As required by Section 143(3) of the Act, We report that :

- (a) We have sought and obtained all the information and explanations which to the best of our knowledge and belief were necessary for the purpose of our audit.
- (b) In our opinion, proper books of account as required by law have been kept by the Company so far as it appears from our examination of those books;
- (c) the Balance sheet, the Statement of Profit and Loss and the statement of cash flows and the statement of changes in equity dealt with by this report are in agreement with the books of account;
- (d) in our opinion, the aforesaid INDAS financial statements comply with the Accounting Standards specified under Section 133 of the Act, read with relevant rule issued there under ;



- (e) On the basis of written representations received from the directors as on March 31, 2017, taken on record by the Board of directors, none of the directors is disqualified as on March 31, 2017, from being appointed as a director in terms of Section 164(2) of the Act;
- (f) With respect to the adequacy of the internal financial controls over financial reporting of the Company and the operating effectiveness of such controls, refer to our separate report in "Annexure A"; and
- (g) With respect to the other matters to be included in the Auditor's Report in accordance with Rule 11 of the Companies (Audit and Auditor's) Rules, 2014, in our opinion and to the best of our information and according to the explanations given to us :
- i. the Company has disclosed the impact of pending litigations on its financial position in its IND AS Financial statements. Refer Note 26 to the IND AS Financial statements
 - ii. the Company did not have any long-term contracts including derivative contracts for which there were any material foreseeable losses.
 - iii. there were no amounts which were required to be transferred to the Investor Education and Protection Fund by the Company.
 - iv. the Company has provided requisite disclosures in its Ind AS financial statements as to holdings as well as dealings in Specified Bank Notes during the period from 8th November, 2016 to 30th December, 2016 and these are in accordance with the books of accounts maintained by the Company. Refer Note - 31 to the Ind AS financial statements
2. As required by the Companies (Auditors Report) order, 2016 ("the Order") issued by the Central Government in terms of Section 143(11) of the Act, we give in the Annexure-B, a statement on the matters specified in paragraphs 3 and 4 of the Order


For Manohar Chowdhry and Associates
Chartered Accountants
Firm Registration No.:001997S

M.V. Naveen



M.V.Naveen
Partner
Membership. no.:235029

Place: Gurugram
Date: 22-09-2017



Annexure- A to the Auditors' Report

(Referred to in paragraph 1(f) under 'Report on Other Legal and Regulatory Requirements' of our report of even date)

Report on the Internal Financial Controls under Clause (i) of Sub -section 3 of the Sections 143 of the Companies Act, 2013 ("the Act")

We have audited the internal financial controls over financial reporting of Everest Power Private Limited ("the Company") as of March 31, 2017 in conjunction with our audit of IND AS financial statements of the Company for the year ended on that date.

Management's Responsibility for Internal Financial Controls

The Company's management is responsible for establishing and maintaining internal financial controls based on the internal control over financial reporting criteria established by the Company considering the essential components of internal control stated in the Guidance note on Audit of Internal Financial Controls over Financial Reporting issued by the Institute of Chartered Accountants of India ('ICAI'). These responsibilities include the design, implementation and maintenance of adequate internal financial controls that were operating effectively for ensuring the orderly and efficient conduct of its business, including adherence to the Company's policies, the safeguard of its assets, the prevention and detection of frauds and errors, the accuracy and completeness of the accounting records, and the timely preparation of reliable financial information, as required under the Companies Act, 2013.

Auditors' Responsibility

Our responsibility is to express an opinion on the Company's internal financial control over financial reporting based on our audit. We conducted our audit in accordance with the Guidance Note on Audit of Internal Financial Controls over Financial Reporting (the "Guidance note") and the Standards on Auditing, issued by ICAI and deemed to be prescribed under Section 143(10) of the Companies Act, 2013, to the extent applicable to an audit of internal financial controls, both applicable to an audit of Internal Financial Controls and, both issued by the Institute of Chartered Accountants of India. Those standards and the Guidance Note require that we comply with ethical requirements and plan and perform the audit to obtain reasonable assurance about whether adequate internal financial controls over financial reporting was established and maintained and if such controls operated effectively in all material aspects.

Our audit involves performing procedures to obtain audit evidence about the adequacy of the internal financial controls system over financial reporting and their operating effectiveness. Our audit of internal financial controls over financial reporting included obtaining an understanding of internal financial controls over financial reporting, assessing



the risk that a material weakness exists, and testing and evaluating the design and operating effectiveness of internal control based on the assessed risk. The procedures selected depend

on the auditor's judgment, including the assessment of the risks of material misstatement of financial statements, whether due to fraud or error.


We believe that the audit evidence we have obtained is sufficient and appropriate to provide a basis for our audit opinion on the Company's internal financial controls systems over financial reporting.

Meaning of Internal Financial Controls over Financial Reporting

A Company's internal financial control over financial reporting is a process designed to provide reasonable assurance regarding the reliability of financial reporting and the preparation of financial statements for external purposes in accordance with generally accepted accounting principles. A Company's internal financial control over financial reporting includes those policies and procedures that (1) pertain to maintenance of records that, in reasonable detail, accurately and fairly reflect the transactions and dispositions of the assets of the Company; (2) provide reasonable assurance that transactions are recorded as necessary to permit preparation of financial statements in accordance with generally accepted accounting principles and that receipts and expenditures of the Company are being made only in accordance with authorisations of the management and directors of the Company; and (3) provide reasonable assurance regarding prevention or timely detection of unauthorised acquisition, use, or disposition of the Company's assets that could have a material effect on the financial statements.

Inherent Limitations of Internal Financial Controls over Financial Reporting

Because of the inherent limitations of internal financial controls over financial reporting, including the possibility of collusion or improper management override of controls, material misstatements due to error or fraud may occur and not be detected. Also, projections of any evaluation of the internal financial controls over financial reporting to future periods are subject to the risk that the internal financial control over financial reporting may become inadequate because of changes in conditions, or that the degree of compliance with the policies or procedures may deteriorate.



Opinion

In our opinion, the Company has, in all material respects, an adequate internal financial control system over financial reporting and such internal financial controls over financial reporting were operating effectively as at March 31,2017, based on internal control over financial reporting criteria established by the Company considering the essential components of internal control stated in the Guidance Note on Audit of Internal Financial Controls over Financial Reporting issued by the Institute of Chartered Accountant of India.


For Manohar Chowdhry & Associates
Chartered Accountants
Firm Registration Number: 001997S

M.V. Naveen

M.V. Naveen
Partner

Membership no: 235029

Place: Gurugram
Date: 22-09-2017



Annexure -B to the Auditor's Report

(Referred to in paragraph 2 under "Report on Other Legal and Regulatory Requirements" section of our report even date)

(i) In respect of Fixed assets

- (a) The Company has maintained proper records showing full particulars, including quantitative details and situation of its fixed assets.
- (b) The fixed assets have been physically verified by the Management at reasonable intervals having regard to size of Company and nature of its assets. In our opinion, the frequency of such verification is reasonable having regard to the size of the Company and nature of its assets. According to information and explanation give to us, no material discrepancies were noticed on such verification.
- (c) According to the information and explanations given to us and the records examined by us and based on the examination of the registered sale deed provided to us, we report that, the title deeds, comprising all the immovable properties of land and buildings are held in the name of the Company as at the balance sheet date. Immoveable properties of land and buildings whose title deeds have been pledged as security for loans are held in the name of the Company. In respect of immovable properties of land that have been taken on lease and disclosed as fixed asset in the financial statements, the lease agreement are in the name of the Company, where the Company is the lessee in the agreement.
- (ii) According to information and explanation given to us, the management of the Company has conducted physical verification of inventory at reasonable intervals and no material discrepancies were noticed on such physical verification during the year.
- (iii) The Company has not granted any secured/ unsecured loan to any parties covered in the register maintained under section 189 of the Companies Act 2013. Accordingly, paragraph 3(iii) of the Order is not applicable
- (iv) According to information and explanation given to us, the Company has not granted any loans, making investments and giving guarantee and security under provisions of Section 185 and 186 of the Companies Act 2013. Accordingly, paragraph 3(iv) of the Order is not applicable.
- (v) According to information and explanation given to us, the Company has not accepted any deposits as defined in The Companies (Acceptance of Deposits) Rules 2014. Accordingly, paragraph 3(v) of the Order is not applicable.
- (vi) We have broadly reviewed the books of account maintained by the Company pursuant to the Rules made by the Central Government for the maintenance of cost records under



Manohar Chowdhry & Associates

Continuation Sheet..

Section 148 of the Act, and are of opinion that prima facie, the prescribed accounts and records have been made and maintained. We have not, however made a detailed examination of the same.

(vii) (a) According to information and explanation given to us and on the basis of examination of the records of the Company, amounts deducted/accrued in the books of account in respect of undisputed statutory dues including provident fund, income tax, sales tax, service tax, value added tax, cess and other material statutory dues have been regularly deposited with the appropriate authorities though there has been a delays in a few cases. As explained to us, employees' state insurance, duty of customs, duty of excise are not applicable to Company.

According to the information and explanation given to us, no undisputed amounts payable in respect of provident fund, income tax, sales tax, service tax, value added tax, cess and other material statutory dues were in arrears as at 31st March, 2017 for a period of more than six months from the date they become payable.

(b) According to information and explanation given to us, there are no material dues of income tax, sales tax, service tax, duty of customs, duty of excise, value added tax which have not been deposited with the appropriate authorities on account of any dispute.

(viii) According to information and explanation given to us, the Company has defaults in payment of loans or borrowings to banks, financial institutions. The particulars of all defaults existing at the balance sheet are stated in the Annexure-(1a) to this report.


(ix) The Company has not raised moneys by way of initial public offer or further public offer (including debt instruments) and terms loans during the year. Accordingly, paragraph 3(ix) of the Order is not applicable.

(x) According to information and explanation given to us, no fraud by the Company or on the Company by its officers or employees has been noticed or reported during the course of our audit.

(xi) The Company is a private company and hence the provisions of section 197 of the Companies Act, 2013 do not apply to the Company.

(xii) In our opinion and according to information and explanations given to us, the Company is not a nidhi Company. Accordingly, paragraph 3(xii) of the Order is not applicable.

(xiii) According to information and explanation given to us and based on our examination of the records of the Company, transactions with related parties are in compliance with sections 177 and 188 of the Act where applicable and details of such transactions have been disclosed in the financial statements as required by the applicable accounting standards.



Manohar Chowdhry & Associates

Continuation Sheet..

- (xiv) According to information and explanation given to us and based on our examination of the records of the Company, the Company has not made any preferential allotment or private placement of shares or fully or partly convertible debentures during the year.
- (xv) According to information and explanation given to us and based on our examination of the records of the Company, the Company has not entered into non-cash transactions with directors or persons connected with him. Accordingly, paragraph 3(xv) of the Order is not applicable.
- (xvi) The Company is not required to registered under Section 45-IA of the Reserve Bank of India Act 1934.

For Manohar Chowdhry & Associates
Chartered Accountants
Firm Registration Number

M.V. Naveen



M. V. Naveen
Partner
Membership no: 235029

Place: Gurugram
Date: 18-09-2017



Annexure -1(a)


Statement of delay in payment of interest and principal to Banks/Financial institutions

a. Delays in term loans principal repayments

Name of Lender	Amount in Rs	Delay in payment (in days)
Punjab National Bank	1,56,83,333	61
	1,56,83,333	62
	1,56,83,333	86
State Bank of Patiala	99,25,000	61
	99,25,000	62
	99,25,000	86
Indian Renewable Energy Development Agency Limited	1,38,47,989	152
	15,70,110	89
	94,08,333	158
	23,69,545	178
	1,38,47,989	139
	1,38,47,989	73
Rural Electrical Corporation Limited	8,27,80,002	153
	22,87,028	90
	8,04,92,974	159
	6,19,59,631	87
	2,08,20,369	89
	8,27,80,002	63

b. Delays in interest payment of term loans

Name of the lender	Amount in Rs	Delay in days
Punjab National Bank	47,19,197	45
	40,53,026	47
	47,41,337	48
	44,14,572	49
	41,60,785	54
	44,43,973	57
	45,43,349	60
	40,16,314	61
	44,64,024	66
	State Bank of Patiala	23,91,462
23,10,786		48
22,77,775		49
22,49,256		49
23,38,556		55
22,76,849		57



Manohar Chowdhry & Associates

Continuation Sheet..

	23,00,043	60
	20,50,314	61
	22,33,099	66
Indian Renewable Energy Development	5,65,681	61
	2,14,97,092	73
	2,26,49,557	78
	3,30,455	86
	2,31,69,270	89
	2,32,33,102	139
	5,00,00,000	50
	7,94,30,762	60
	6,07,84,904	63
	11,75,80,841	78
Rural Electrical Corporation of India	3,91,99,277	89
	11,74,45,330	88




Everest Power Private Limited
Balance Sheet as at March 31, 2017
(All amounts are in Rupees in Lakhs except share data or otherwise stated)

Particulars	Notes	As at March 31, 2017			As at March 31, 2016			As at April 1, 2015		
ASSETS										
Non-current assets										
Property, plant and equipment	3	71,480.11	76,086.55	80,363.91						
Capital work-in-progress		18.55	0.00	0.00						
Other intangible assets	4	0.10	0.13	0.24						
Financial Assets										
(a) Other financial assets	5	5.35	9.73	0.86						
Other non-current assets	6	1,102.77	1,126.58	1,159.82						
Total Non -Current Assets		72,606.88	77,222.99	81,524.83						
Current Assets										
Inventories	7	101.80	94.94	45.17						
Financial assets										
(a) Trade receivables	8	2,236.43	0.00	11,867.86						
(b) Cash and cash equivalents	9A	290.61	485.62	3.90						
(c) Bank balances other than (b) above	9B	7.79	7.79	3.89						
(d) Loans	10	17.09	24.00	0.35						
(e) Other financial assets	5	7.96	7.21	117.23						
Current tax assets	16	0.00	208.67	0.00						
Other current assets	6	177.63	170.25	519.49						
Total Current assets		2,839.31	998.48	12,557.89						
Total Assets		75,446.19	78,221.47	94,082.72						
EQUITY AND LIABILITIES										
Equity										
Equity share capital	11	31,810.03	31,810.03	31,810.03						
Other equity	12	(13,123.59)	(13,766.66)	(11,730.82)						
Total Equity		18,686.44	18,043.37	20,079.21						
Non-current liabilities										
Financial Liabilities										
(a) Borrowings	13	36,182.54	41,043.41	45,939.81						
Provisions	15	44.67	22.94	21.28						
Deferred tax liabilities, net	16	9,565.27	6,784.78	6,931.81						
Total Non-current liabilities		45,792.48	47,851.13	52,892.90						
Current liabilities										
Financial Liabilities										
(a) Borrowings	18	0.00	0.00	2,178.70						
(b) Trade payables	19	425.49	2,729.82	1,921.79						
(c) Other financial liabilities	14	8,365.18	5,373.69	14,701.70						
Provisions	15	1,396.79	1,415.05	1,398.47						
Current tax liabilities, net	16	729.63	0.00	802.26						
Other current liabilities	17	50.18	2,808.41	107.69						
Total Current liabilities		10,967.27	12,326.97	21,110.61						
Total liabilities		56,759.75	60,178.10	73,993.52						
Total Equity and liabilities		75,446.19	78,221.47	94,082.72						
Corporate information and significant accounting policies	1&2									
The accompanying notes form an integral part of the financial statements										

In terms of our report attached
For Manohar Chowdhry & Associates
Chartered Accountants
FRN.: 001997S

M.V. Naveen
Partner
M No: 235029




For and on behalf of the Board of Directors

Dr. C.R. Prasad
Chairman & Managing Director
DIN - 00481764

S S Jamwal
Director
DIN - 00074514

Deepak Mishra
Company Secretary
ACS: 34175



Place: Gurugram
Date: 22-09-2017

Everest Power Private Limited
Statement of Profit and Loss for the period ended March 31, 2017
(All amounts are in Rupees in Lakhs except share data or otherwise stated)

Particulars	Notes	For the Year ended March 31, 2017	For the Year ended March 31, 2016
INCOME			
Revenue from operations	20	18,783.37	13,708.14
Other income (net)	21	12.33	16.35
Total income		18,795.70	13,724.49
EXPENSES			
Employee benefits expense	22	679.07	716.99
Finance costs	23	6,601.73	7,446.41
Depreciation and amortisation expense	24	4,647.29	4,627.39
Operating and Other expenses	25	2,505.11	3,081.62
Total expenses		14,433.20	15,872.41
Profit before tax		4,362.50	(2,147.92)
Tax expense			
Current tax	16	940.09	37.58
Deferred tax	16	2,780.49	(147.04)
Total tax expense		3,720.58	(109.46)
Profit for the year		641.92	(2,038.47)
Other comprehensive income			
A Items that will not be reclassified subsequently to profit or loss			
(a) Remeasurements of the defined benefit plans		1.75	3.80
(b) Income tax relating to items that will not be reclassified to profit or loss		(0.61)	(1.18)
Total other comprehensive income		1.15	2.63
Total comprehensive income for the year		643.07	(2,035.84)
Earnings per equity share			
Basic and diluted EPS	30	2.02	(6.41)
Corporate information and significant accounting policies			
The accompanying notes form an integral part of the financial statements			

In terms of our report attached

For Manohar Chowdhry & Associates
Chartered Accountants
FRN.: 001997S

M.V. Naveen

M.V. Naveen
Partner
M No: 235029



For and on behalf of the Board of Directors

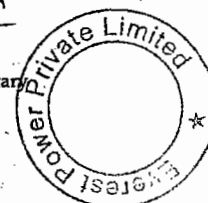
Dr. C.R. Prasad

Chairman & Managing Director
DIN - 00481764

S S Janwal

Director
DIN - 00074514

Deepak Mishra
Company Secretary
ACS: 34175



Place: Gurugram
Date: 22-09-2017



Everest Power Private Limited
Statement of cashflows
(All amounts are in Rupees in Lakhs except share data or otherwise stated)

Particulars	For the year ended	
	March 31, 2017	March 31, 2016
A. Cash flow from operating activities		
Profit before tax	4,362.50	(2,147.92)
<u>Adjustments for:</u>		
Depreciation and amortisation expense	4,647.29	4,627.39
Finance costs	6,601.73	7,446.41
Interest income	(10.20)	(16.03)
Operating profit before working capital changes	15,601.32	9,909.85
<u>Changes in working capital:</u>		
<u>Adjustments for (increase) / decrease in operating assets:</u>		
Trade receivables	(2,236.43)	11,867.86
Other financial assets	11.29	78.11
Inventories	(6.86)	(49.77)
Other assets	22.64	388.92
<u>Adjustments for increase / (decrease) in operating liabilities:</u>		
Trade payables	(2,304.33)	808.03
Other financial liabilities	(41.09)	(1,266.15)
Other current liabilities	(2,758.23)	2,700.73
Provisions	5.22	22.04
Cash generated from operations	8,293.53	24,459.62
Net income tax paid	(2.40)	(1,049.69)
Net cash flow from operating activities (A)	8,291.14	23,409.93
B. Cash flow from Investing activities		
Capital expenditure on PPE, Intangible assets including capital advances	(61.26)	(485.12)
Interest received	3.24	8.98
Movement in Bank balances not considered as cash and cash equivalents	0.00	(3.90)
Net cash (used in) / flow from investing activities (B)	(58.02)	(480.04)
C. Cash flow from financing activities		
Repayment of short term borrowings	0.00	(2,000.00)
Proceeds from Inter corporate deposits	10.00	6.00
Repayment of inter corporate deposit	(10.00)	(184.70)
Repayment of long term borrowings	(3,500.02)	(8,305.72)
Finance costs	(4,928.10)	(11,963.75)
Net cash flow (used in) financing activities (C)	(8,428.12)	(22,448.17)
Net (decrease) in Cash and cash equivalents (A+B+C)	(195.01)	481.72
Cash and cash equivalents at the beginning of the year	485.62	3.90
Cash and cash equivalents at the end of the year (Refer Note (f) below)	290.61	485.62
* Comprises :		
Balances with Banks	290.21	485.35
Others	0.40	0.27
	290.61	485.62

For Manohar Chowdhry & Associates
Chartered Accountants
FRN.: 001997S

M. V. Naveen
Partner
M No. 235029




For and on behalf of the Board of Directors

Dr. C. B. Prasad
Chairman and Managing
Director
DIN-00481764

S S Jamwal
Director
DIN-00074514

Deepak Mishra
Company Secretary
ACS : 34175



Place: Gurugram
Date: 22-09-2017



Everest Power Private Limited
 Statement of changes in equity for the year ended March 31, 2017
 (All amounts are in Rupees in Lakhs except share data or otherwise stated)

a. Equity Share capital

Particulars	Number of Shares	Amount
Issued and Paid up Capital at April 1, 2015	3,18,10,025	31,810.03
Less: Treasury Shares		
Balance at April 1, 2015	3,18,10,025	31,810.03
Changes in equity share capital during the year		
Balance at March 31, 2016	3,18,10,025	31,810.03
Changes in equity share capital during the year		
Balance at March 31, 2017	3,18,10,025	31,810.03


b. Other Equity

Particulars	Reserves and Surplus		Total
	Retained earnings	Capital Reserve	
Balance at April 1, 2015	(11,773.88)	43.06	(11,730.82)
Profit for the year	(2,038.47)		(2,038.47)
Remeasurement of net defined benefit liability/asset, net of tax effect	2.63		2.63
Balance at March 31, 2016	(13,809.72)	43.06	(13,766.66)
Profit for the year	641.92		641.92
Remeasurement of net defined benefit liability/asset, net of tax effect	1.15		1.15
Balance at March 31, 2017	(13,166.65)	43.06	(13,123.59)

For Manohar Chowdhry & Associates
 Chartered Accountants
 FRN: 0019975

M. V Naveen

M V Naveen
 Partner
 M No. 235029
 Partner
 M.No. 235029



For and on behalf of the Board of Directors

[Signature]


Dr. C.R. Prasad Chairman and Man
 Chairman & Managing Director
 DIN-00481764

[Signature]

S.S. Jaiswal
 Director
 DIN - 00074514

[Signature]

Deepak Mishra
 Company Secretary
 ACS : 34175



Place: Gurugram
 Date: 22-09-2017



Everest Power Private Limited
Significant Accounting Policies

Corporate information and Significant Accounting Policies

1. Corporate information :

Everest Power Private Limited ('the Company') was incorporated under the provisions of the Companies Act applicable in India, as a Special Purpose Vehicle (SPV) to execute and operate 100 MW Hydroelectric Project on Malana nalah, a tributary of Parvati river, in the State of Himachal Pradesh, on Built, Own, and Operate & Transfer (BOOT) basis for a period of 40 years from the Commercial Operation Date (COD) of the Project with an option to avail a further extension for a maximum period of 20 years after renegotiation of terms and conditions as per implementation agreement with Govt. of Himachal Pradesh dated.14th January, 2003. The Project shall be reverted to the Government of Himachal Pradesh on expiry of 40 years (or) after expiry of extended period whichever is applicable, at depreciated book value.

The registered office of the Company is located at 1st House Bhumia Estate, Nav Bhar Bhumian Road, Chotta Shimla, Shimla 171002 and an operation of the project is carried at Malana Stage - II Hydro Electric Plant, Power House site, Village Chowki, Near Jarri, Kullu District, Himachal Pradesh.

The Project was commissioned on 12th July 2012 and is designed to generate 403.25 MU annually in a 90% dependable year. The Company had entered into a Power Purchase Agreement with PTC India and PTC in turn executed Power sale agreement with Punjab State Power Corporation Limited (PSPCL), for sale of entire power generated by the project, excluding the auxiliary power consumption, transmission and transformation losses up to delivery point and allocation of free power (i.e. 12% in initial 12 years from Scheduled COD and 18% in next 28 years) to Government of Himachal Pradesh.

The financial statements of the company for the year ended March 31, 2017 were approved for issue by the Board of Directors on 22nd September 2017.

2. Statement of significant accounting policies, Critical estimates and judgements

(i) Basis of preparation of financial statements

The financial statements comply in all material aspects with Indian Accounting Standards (Ind AS) notified under Section 133 of the Companies Act, 2013 (the Act) [Companies (Indian Accounting Standard) Rules, 2015] and other relevant provisions of the Act.



The financial statements up to year ended 31 March, 2016 were prepared in accordance with generally accepted accounting principles in India, the relevant provisions of the Companies Act, 2013 (to the extent notified), the Companies Act, 1956 (to the extent applicable) along with the accounting standards notified under Companies (Accounting Standard) Rules, 2006 (as amended) and the provisions of the Electricity Act, 2003 to the extent applicable.

These financial statements are the first financial statements of the company under Ind AS. Refer note no.36 for an explanation of how the transition from Previous GAAP to Ind AS has affected the company's financial position, financial performance and cash flows.

(ii) Historical Cost convention

The financial statements have been prepared on a historical cost basis, except for the following:

- Certain financial assets and liabilities that is measured at fair value; and
- Defined benefit plans - plan assets measured at fair value.



Everest Power Private Limited
Significant Accounting Policies

Current versus non-current classification

The Company presents assets and liabilities in the balance sheet based on current/ non-current classification.

An asset is treated as current when it is:

- Expected to be realised or intended to be sold or consumed in normal operating cycle
- Held primarily for the purpose of trading
- Expected to be realised within twelve months after the reporting period, or
- Cash or cash equivalent unless restricted from being exchanged or used to settle a liability for at least twelve months after the reporting period

All other assets are classified as non-current.

A liability is current when:

- It is expected to be settled in normal operating cycle
- It is held primarily for the purpose of trading
- It is due to be settled within twelve months after the reporting period, or
- There is no unconditional right to defer the settlement of the liability for at least twelve months after the reporting period

The Company classifies all other liabilities as non-current.

Deferred tax assets and liabilities are classified as non-current assets and liabilities.

The operating cycle is the time between the acquisition of assets for processing and their realisation in cash and cash equivalents. The Company has identified twelve months as its operating cycle.

(iii) Critical estimates and Judgments

The preparation of financial statements requires the use of accounting estimates which, by definition, will seldom equal the actual results. Management also needs to exercise judgement in applying the accounting policies.

This note provides the overview of the areas that involved a higher degree of judgement or complexity, and of items which are more likely to be materially adjusted due to estimates and assumptions turning out to be different than those originally assessed. Detailed information about each of these estimates and judgements is included in relevant notes together with information about the basis of calculation for each effected line item in the financial statements.

The areas involving critical estimates and judgements are estimated useful life of Property, plant and equipment and Intangible assets.

Estimates and judgements are continually evaluated. They are based on historical experience and other factors, including expectations of future events that may have financial impact on the company and that are believed to be reasonable under the circumstances.

2 (a) Summary of significant accounting policies:

This note provides a list of the significant accounting policies adopted in the preparation of these financial statements. These policies have been consistently applied to all the years presented, unless otherwise stated.



Everest Power Private Limited
Significant Accounting Policies

I. Property, plant and equipment

Property, plant and equipment are stated at historical cost less depreciation. Historical cost includes expenditure that is directly attributable to the acquisition of the items.

Subsequent costs are included in the asset's carrying amount or recognized as a separate asset, as appropriate, only when it is probable that future economic benefits associated with the item will flow to the company and the cost of the item can be measured reliably

The carrying amount of any component accounted for as separate asset is derecognized when replaced. All other repairs and maintenance are charged to profit or loss during the reporting period in which they are incurred.

Transition to Ind AS



On transition to Ind AS, the company has elected to continue with the carrying value of all its property, plant and equipment recognized as at 1st April 2015 measured as per the previous GAAP and use that carrying value as the deemed cost of the property, plant and equipment.

Depreciation is calculated on a straight-line basis at the rates notified by the Central Electricity Regulatory Commission under the Electricity Act 2003

Category	Rate of Depreciation
Buildings	3.34%
Roads	3.34%
Hydro Mechanical Equipment	5.28%
Electro Mechanical Equipment	5.28%
Transmission Line	5.28%
Office Equipment	6.33%
Computers	15.00%
Furniture and Fixtures	6.33%
Vehicles	9.50%

An item of property, plant and equipment and any significant part initially recognised is derecognised upon disposal or when no future economic benefits are expected from its use or disposal. Any gain or loss arising on derecognition of the asset (calculated as the difference between the net disposal proceeds and the carrying amount of the asset) is included in the income statement when the asset is derecognised.

The residual values, useful lives and methods of depreciation of property, plant and equipment are reviewed at each financial period/year end and adjusted prospectively, if appropriate.



Everest Power Private Limited
Significant Accounting Policies

II. Intangible Asset

Computer software:

Computer software including software user licenses are measured on initial recognition at cost and are amortized on written down value basis over their estimated useful life not exceeding five years.

Amortization methods and periods

The company amortizes intangible assets with a finite useful life using the straight-line method over their estimated useful life of three years.

Transition to Ind AS




On transition to Ind AS, the company has elected to continue with the carrying value of all of intangible assets recognized as at 1st April 2015 measured as per the previous GAAP and use that carrying value as the deemed cost of intangible assets.

III. Impairment of non-financial assets

The Company assesses, at each reporting date, whether there is an indication that an asset may be impaired. If any indication exists, or when annual impairment testing for an asset is required, the Company estimates the asset's recoverable amount. An asset's recoverable amount is the higher of an asset's or cash-generating unit's (CGU) fair value less costs of disposal and its value in use. Recoverable amount is determined for an individual asset, unless the asset does not generate cash inflows that are largely independent of those from other assets or groups of assets. When the carrying amount of an asset or CGU exceeds its recoverable amount, the asset is considered impaired and is written down to its recoverable amount.

In assessing value in use, the estimated future cash flows are discounted to their present value using a pre-tax discount rate that reflects current market assessments of the time value of money and the risks specific to the asset. In determining fair value less costs of disposal, recent market transactions are taken into account. If no such transactions can be identified, an appropriate valuation model is used. These calculations are corroborated by valuation multiples, quoted share prices for publicly traded companies or other available fair value indicators.

An assessment is made at each reporting date to determine whether there is an indication that previously recognised impairment losses no longer exist or have decreased. If such indication exists, the Company estimates the asset's or CGU's recoverable amount. A previously recognised impairment loss is reversed only if there has been a change in the assumptions used to determine the asset's recoverable amount since the last impairment loss was recognised. The reversal is limited so that the carrying amount of the asset does not exceed its recoverable amount, nor exceed the carrying amount that would have been determined, net of depreciation, had no impairment loss been recognised for the asset in prior periods/ years. Such reversal is recognised in the statement of profit or loss unless the asset is carried at a revalued amount, in which case, the reversal is treated as a revaluation increase.



Everest Power Private Limited
Significant Accounting Policies

IV. Revenue Recognition :

Revenue is recognised to the extent that it is probable that the economic benefits will flow to the Company and the revenue can be reliably measured, regardless of when the payment is being made. Revenue is measured at the fair value of the consideration received or receivable, taking into account contractually defined terms of payment and excluding taxes or duties collected on behalf of the government.

The specific recognition criteria described below must also be met before revenue is recognised.

a) Sale of Electricity- Scheduled

Revenue from sale of electricity, (net of auxiliary consumption, transmission and transformation losses up to delivery point and free power offered to the Govt of Himachal Pradesh based on the implementation agreement), is recognised on provisional tariff arrived, based on Punjab State Electricity Regulation Commission (PSERC) order on Annual Fixed Cost (AFC), subject to final determination of AFC of the respective financial year. Necessary adjustments to give effect to the final order of PSERC are to be carried out in the said year.

Income on differential tariff is recognised/adjusted, after final determination of AFC in the financial year, in which the Commission passed the final order and accepted by the Company

b) Sale of Electricity -Unscheduled

Un-interrupted power arising out of the difference between scheduled and actual injected power is accounted on confirmation from Northern Region Load Dispatch Centre (NRLDC) & Northern Regional Power Committee (NRPC).

c) Sale of Scrap

Revenue in respect of sale of scrap is recognised when the significant risks and rewards of ownership of the goods have passed to the buyer.

d) Carbon Credit Entitlement/ Certified Emission Reduction ("CER")

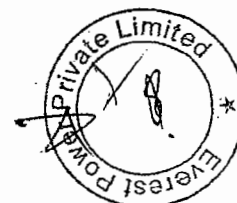

In process of generation of hydro-electric power, the Company also generates carbon emission reduction units, which can be negotiated for price in international market under Clean Development Mechanism (CDM), subject to completing certain formalities and obtaining certificate of Carbon Emission Reduction (CER) as per Kyoto protocol. Revenue from CER is recognised as and when the CER's are certified and it is probable that the economic benefits will flow to the Company.

e) Carrying cost

Carrying cost on provisional tariff has been recognised, based on rate of interest approved by PSERC for immediate previous order, subject to determination of final order of respective financial year. Further carrying cost, due to difference in provisional tariff and final tariff has been recognised in the year in which final order is passed by the PSERC.

f) Interest income

For all debt instruments measured either at amortised cost or at fair value through other comprehensive income, interest income is recorded using the effective interest rate (EIR). EIR is the rate that exactly discounts the estimated future cash payments or receipts over the expected life of the financial instrument or a shorter period, where appropriate, to the



Everest Power Private Limited
Significant Accounting Policies

gross carrying amount of the financial asset or to the amortised cost of a financial liability. When calculating the effective interest rate, the company estimates the expected cash flows by considering all the contractual terms of the financial instrument (for example, prepayment, extension, call and similar options) but does not consider the expected credit losses. Interest income is included in finance income in the statement of profit and loss.

V. Inventory :

Inventories comprising of components, stores and spares are valued at lower of the Cost and the net realisable value after providing for obsolescence and other losses, where considered necessary. Cost is determined on FIFO Basis and includes all charges in bringing the goods to present location and condition.

VI. Foreign currency transactions :

The financial statements are presented in Indian rupees, which is the functional currency of the Company and the currency of the primary economic environment in which the Company operates.

Transactions and balances

Transactions in foreign currencies are initially recorded at their respective functional currency spot rates at the date the transaction first qualifies for recognition. However, for practical reasons, the Company uses an average rate if the average approximates the actual rate at the date of the transaction. Monetary assets and liabilities denominated in foreign currencies are translated at the functional currency spot rates of exchange at the reporting date. Exchange differences arising on settlement or translation of monetary items are recognised in profit or loss.



'Non-monetary items that are measured in terms of historical cost in a foreign currency are translated using the exchange rates at the dates of the initial transactions. Non-monetary items measured at fair value in a foreign currency are translated using the exchange rates at the date when the fair value is determined. The gain or loss arising on translation of non-monetary items measured at fair value is treated in line with the recognition of the gain or loss on the change in fair value of the item (i.e., translation differences on items whose fair value gain or loss is recognised in OCI or profit or loss are also recognised in OCI or profit or loss, respectively)

VII. Taxes :

Current income tax

Provision is made for income tax liability estimated to arise on profit for the year at the current rate of tax in accordance with the Income tax Act, 1961.

Current income tax relating to items recognised outside profit or loss is recognised outside profit or loss (either in other comprehensive income or in equity). Current tax items are recognised in correlation to the underlying transaction either in OCI or directly in equity. Management periodically evaluates positions taken in the tax returns with respect to situations in which applicable tax regulations are subject to interpretation and establishes provisions where appropriate.



Everest Power Private Limited
Significant Accounting Policies

Deferred tax

Deferred tax is provided using the liability method on temporary differences between the tax bases of assets and liabilities and their carrying amounts for financial reporting purposes at the reporting date. Deferred tax liabilities are recognised for all taxable temporary differences.

Deferred tax assets are recognised for all deductible temporary differences, the carry forward of unused tax credits and any unused tax losses. Deferred tax assets are recognised to the extent that it is probable that taxable profit will be available against which the deductible temporary differences, and the carry forward of unused tax credits and unused tax losses can be utilized.

The carrying amount of deferred tax assets is reviewed at each reporting date and reduced to the extent that it is no longer probable that sufficient taxable profit will be available to allow all or part of the deferred tax asset to be utilised. Unrecognised deferred tax assets are re-assessed at each reporting date and are recognised to the extent that it has become probable that future taxable profits will allow the deferred tax asset to be recovered.

Deferred tax assets and liabilities are measured at the tax rates that are expected to apply in the period/year when the asset is realised or the liability is settled, based on tax rates and tax laws that have been enacted or substantively enacted at the reporting date.

Deferred tax relating to items recognised outside profit or loss is recognised outside profit or loss (either in other comprehensive income or in equity). Deferred tax items are recognised in correlation to the underlying transaction either in OCI or directly in equity.

Deferred tax assets and deferred tax liabilities are offset if a legally enforceable right exists to set off current tax assets against current tax liabilities and the deferred taxes relate to the same taxable entity and the same taxation authority.

VIII. Leases



The determination of whether an arrangement is (or contains) a lease is based on the substance of the arrangement at the inception of the lease. The arrangement is, or contains, a lease if fulfilment of the arrangement is dependent on the use of a specific asset or assets and the arrangement conveys a right to use the asset or assets, even if that right is not explicitly specified in an arrangement.

For arrangements entered into prior to 1 April 2015, the Company has determined whether the arrangement contain lease on the basis of facts and circumstances existing on the date of transition.

Company as a lessee

A lease is classified at the inception date as a finance lease or an operating lease. A lease that transfers substantially all the risks and rewards incidental to ownership to the Company is classified as a finance lease.

Finance leases are capitalised at the commencement of the lease at the inception date fair value of the leased property or, if lower, at the present value of the minimum lease payments. Lease payments are apportioned between finance charges and reduction of the lease liability so as to achieve a constant rate of interest on the remaining balance of the liability. Finance charges are recognised in finance costs in the statement of profit and loss, unless they are directly attributable to qualifying assets, in which case they are capitalized



Everest Power Private Limited
Significant Accounting Policies

in accordance with the Company's general policy on the borrowing costs. Contingent rentals are recognised as expenses in the periods in which they are incurred.

A leased asset is depreciated over the useful life of the asset. However, if there is no reasonable certainty that the Company will obtain ownership by the end of the lease term, the asset is depreciated over the shorter of the estimated useful life of the asset and the lease term.

Operating lease payments are recognised as an expense in the statement of profit and loss on a straight-line basis over the lease term.

Company as a lessor

The Company has not entered any transactions as a lessor.

IX. Borrowing costs

Borrowing costs directly attributable to the acquisition, construction or production of an asset that necessarily takes a substantial period of time to get ready for its intended use or sale are capitalised as part of the cost of the asset. All other borrowing costs are expensed in the period in which they occur. Borrowing costs consist of interest and other costs that an entity incurs in connection with the borrowing of funds. Borrowing cost also includes exchange differences to the extent regarded as an adjustment to the borrowing costs.

X. Provisions

General

Provisions are recognised when the Company has a present obligation (legal or constructive) as a result of a past event, it is probable that an outflow of resources embodying economic benefits will be required to settle the obligation and a reliable estimate can be made of the amount of the obligation. When the Company expects some or all of a provision to be reimbursed, for example, under an insurance contract, the reimbursement is recognised as a separate asset, but only when the reimbursement is virtually certain. The expense relating to a provision is presented in the statement of profit and loss net of any reimbursement.

If the effect of the time value of money is material, provisions are discounted using a current pre-tax rate that reflects, when appropriate, the risks specific to the liability. When discounting is used, the increase in the provision due to the passage of time is recognised as a finance cost.




Retirement and other employee benefits

(i) Short-term obligations:

Liabilities for wages and salaries, including non-monetary benefits that are expected to be settled wholly within 12 months after the end of the period in which the employees render the related service are recognized in respect of employees' services up to the end of the reporting period and are measured at the amounts expected to be paid when the liabilities are settled. The liabilities are presented as current employee benefit obligations in the balance sheet.

(ii) Other long-term employee benefit obligations:

The Company treats accumulated leave, as a long-term employee benefit for measurement purposes. Such long-term compensated absences are provided for based on an actuarial valuation using the projected unit credit method at the period-end/ year-end. Actuarial gains/losses are immediately taken to the statement of profit and loss and are not deferred.



Everest Power Private Limited
Significant Accounting Policies

The Company presents the entire liability in respect of leave as a current liability in the balance sheet, since it does not have an unconditional right to defer its settlement beyond 12 months after the reporting date.

(iii) Post-employment obligations

The company operates the following post-employment schemes:

- (a) Defined benefit plans such as gratuity and**
- (b) Defined contribution plans such as provident fund.**

Gratuity obligations

The liability or assets recognized in the balance sheet in respect of defined benefit plans is the present value of the defined benefit obligations at the end of the reporting period less the fair value of plan assets. The defined benefit obligation is calculated annually by actuaries using the projected unit credit method.

The present value of the defined benefit obligation is determined by discounting the estimated future cash outflows by reference to market yields at the end of the reporting period on government bonds that have terms approximating to the terms of the related obligation.

Remeasurement gains and losses arising from experience adjustments and change in actuarial assumptions are recognized in the period in which they occur, directly in other comprehensive income. They are included in retained earnings in the statement of changes in equity and in the balance sheet.

Changes in the present value of the defined benefit obligation resulting from plan amendments or curtailments are recognized immediately in profit or loss as past service cost.

Net interest is calculated by applying the discount rate to the net defined benefit liability or asset. The Company recognises the following changes in the net defined benefit obligation as an expense in the statement of profit and loss.

Defined contribution plans

The company pays provident fund contributions to publicly administered funds as per local regulations. The company has no further payment obligations once the contributions have been paid. The contributions are accounted for as defined contribution plans and the contributions are recognized as employee benefit expense when they are due.




XI. Cash and cash equivalents

Cash and cash equivalent in the balance sheet comprise cash at banks and on hand and short-term deposits with an original maturity of three months or less, which are subject to an insignificant risk of changes in value.

For the purpose of the statement of cash flows, cash and cash equivalents consist of cash and short-term deposits, as defined above, net of outstanding bank overdrafts as they are considered an integral part of the Company's cash management.

XII. Earning per share

- i) Basic earnings per share :**



Everest Power Private Limited
Significant Accounting Policies

Basic earnings per share are calculated by dividing:

- The profit attributable to owners of the company
- By the weighted average number of equity shares outstanding during the financial year, adjusted for bonus elements in equity shares issued during the year and excluding treasury shares

ii) Diluted earnings per share :

Diluted earnings per share adjust the figures used in the determination of basic earnings per share to take into account:

- The after income tax effect of interest and other financing costs associated with dilutive potential equity shares, and
- The weighted average number of additional equity shares that would have been outstanding assuming the conversion of all dilutive potential equity shares.

XIII. Segmental Reporting :

The chief operating Decision Maker (CODM) of the company reviews the process of setting up and operation of a hydro power Plant. The Company is involved only one business, which is in operation of Hydro power plant. Accordingly, there is no reportable segment to be disclosed as required by IND AS- 108, "Segmental Reporting".

XIV. Financial instruments

A financial instrument is any contract that gives rise to a financial asset of one entity and a financial liability or equity instrument of another entity.

(a) Financial assets

Initial recognition and measurement

All financial assets are recognised initially at fair value plus, in the case of financial assets not recorded at fair value through profit or loss, transaction costs that are attributable to the acquisition of the financial asset.

Subsequent measurement



For purposes of subsequent measurement, a 'debt instrument' is measured at the amortised cost if both the following conditions are met:

- a) The asset is held within a business model whose objective is to hold assets for collecting contractual cash flows, and
- b) Contractual terms of the asset give rise on specified dates to cash flows that are solely payments of principal and interest (SPPI) on the principal amount outstanding.

This category is the most relevant to the Company. After initial measurement, such financial assets are subsequently measured at amortised cost using the effective interest rate (EIR) method. Amortised cost is calculated by taking into account any discount or premium on acquisition and fees or costs that are an integral part of the EIR. The EIR amortisation is included in finance income in the profit or loss. The losses arising from impairment are recognised in the profit or loss. This category generally applies to trade and other receivables.

Derecognition

A financial asset (or, where applicable, a part of a financial asset or part of a group of similar financial assets) is primarily derecognised (i.e. removed from the Company's balance sheet) when:



Everest Power Private Limited
Significant Accounting Policies

- a) The rights to receive cash flows from the asset have expired, or
- b) The Company has transferred its rights to receive cash flows from the asset, and
 - i. the Company has transferred substantially all the risks and rewards of the asset, or
 - ii. the Company has neither transferred nor retained substantially all the risks and rewards of the asset, but has transferred control of the asset.

Impairment of financial assets

In accordance with Ind AS 109, the Company applies expected credit loss (ECL) model for measurement and recognition of impairment loss on the following financial assets and credit risk exposure:

- a) Financial assets that are debt instruments, and are measured at amortised cost e.g., loans, debt securities, deposits, trade receivables and bank balance
- b) Trade receivables or any contractual right to receive cash or another financial asset that result from transactions that are within the scope of Ind AS 18
- c) Loan commitments which are not measured as at FVTPL

The Company follows 'simplified approach' for recognition of impairment loss allowance on trade receivables

The application of simplified approach does not require the Company to track changes in credit risk. Rather, it recognises impairment loss allowance based on lifetime ECLs at each reporting date, right from its initial recognition.


For recognition of impairment loss on other financial assets and risk exposure, the Company determines that whether there has been a significant increase in the credit risk since initial recognition. If credit risk has not increased significantly, 12-month ECL is used to provide for impairment loss. However, if credit risk has increased significantly, lifetime ECL is used. If, in a subsequent period, credit quality of the instrument improves such that there is no longer a significant increase in credit risk since initial recognition, then the entity reverts to recognising impairment loss allowance based on 12-month ECL.

Lifetime ECL are the expected credit losses resulting from all possible default events over the expected life of a financial instrument. The 12-month ECL is a portion of the lifetime ECL which results from default events that are possible within 12 months after the reporting date.

ECL is the difference between all contractual cash flows that are due to the Company in accordance with the contract and all the cash flows that the entity expects to receive (i.e., all cash shortfalls), discounted at the original EIR. When estimating the cash flows, an entity is required to consider:

- ▶ All contractual terms of the financial instrument (including prepayment, extension, call and similar options) over the expected life of the financial instrument. However, in rare cases when the expected life of the financial instrument cannot be estimated reliably, then the entity is required to use the remaining contractual term of the financial instrument
- ▶ Cash flows from the sale of collateral held or other credit enhancements that are integral to the contractual terms.

ECL impairment loss allowance (or reversal) recognized during the period is recognized as income/ expense in the statement of profit and loss (P&L). This amount is reflected under the head 'other expenses' in the P&L.



Everest Power Private Limited
Significant Accounting Policies

The balance sheet presentation for various financial instruments is described below:

- ▶ Financial assets measured as at amortised cost: ECL is presented as an allowance, i.e., as an integral part of the measurement of those assets in the balance sheet. The allowance reduces the net carrying amount. Until the asset meets write-off criteria, the Company does not reduce impairment allowance from the gross carrying amount.
- ▶ Loan commitments and financial guarantee contracts: ECL is presented as a provision in the balance sheet, i.e. as a liability.

(b) Financial liabilities

Initial recognition and measurement

Financial liabilities are classified, at initial recognition, as financial liabilities at fair value through profit or loss, loans and borrowings, payables, or as derivatives designated as hedging instruments in an effective hedge, as appropriate.

All financial liabilities are recognised initially at fair value and, in the case of loans and borrowings and payables, net of directly attributable transaction costs.

The Company's financial liabilities include trade and other payables, loans and borrowings

Subsequent measurement

The measurement of financial liabilities depends on their classification, as described below:

Loans and borrowings

After initial recognition, interest-bearing loans and borrowings are subsequently measured at amortised cost using the EIR method. Gains and losses are recognised in profit or loss when the liabilities are derecognised as well as through the EIR amortisation process. This category generally applies to borrowings.

Financial liabilities at fair value through profit or loss

Financial liabilities at fair value through profit or loss include financial liabilities designated upon initial recognition as at fair value through profit or loss.



Financial liabilities designated upon initial recognition at fair value through profit or loss are designated as such at the initial date of recognition, and only if the criteria in Ind AS 109 are satisfied. For liabilities designated as FVTPL, fair value gains/ losses attributable to changes in own credit risks are recognized in OCI. These gains/ loss are not subsequently transferred to P&L. However, the Company may transfer the cumulative gain or loss within equity. All other changes in fair value of such liability are recognised in the statement of profit or loss. The Company has not designated any financial liability as at fair value through profit and loss.

Derecognition

A financial liability is derecognised when the obligation under the liability is discharged or cancelled or expires. When an existing financial liability is replaced by another from the same lender on substantially different terms, or the terms of an existing liability are substantially modified, such an exchange or modification is treated as the derecognition of the original liability and the recognition of a new liability. The difference in the respective carrying amounts is recognised in the statement of profit or loss.

Reclassification of financial assets

The Company determines classification of financial assets and liabilities on initial recognition. After initial recognition, no reclassification is made for financial assets which



Everest Power Private Limited
Significant Accounting Policies

are equity instruments and financial liabilities. If the Company reclassifies financial assets, it applies the reclassification prospectively from the reclassification date which is the first day of the immediately next reporting period following the change in business model. The Company does not restate any previously recognised gains, losses (including impairment gains or losses) or interest.

The following table shows various reclassifications and how they are accounted for:

Original classification	Revised classification	Accounting treatment
Amortised cost	FVTPL	Fair value is measured at reclassification date. Difference between previous amortized cost and fair value is recognised in P&L.
FVTPL	Amortised Cost	Fair value at reclassification date becomes its new gross carrying amount. EIR is calculated based on the new gross carrying amount.
Amortised cost	FVTOCI	Fair value is measured at reclassification date. Difference between previous amortised cost and fair value is recognised in OCI. No change in EIR due to reclassification.
FVTOCI	Amortised cost	Fair value at reclassification date becomes its new amortised cost carrying amount. However, cumulative gain or loss in OCI is adjusted against fair value. Consequently, the asset is measured as if it had always been measured at amortised cost.
FVTPL	FVTOCI	Fair value at reclassification date becomes its new carrying amount. No other adjustment is required.
FVTOCI	FVTPL	Assets continue to be measured at fair value. Cumulative gain or loss previously recognized in OCI is reclassified to P&L at the reclassification date.

XV. Accounting Standards issued but not yet effective :

The accounting standards issued but not yet effective up to the date of issuance of the Company's financial statements is disclosed below.


The company intends to adopt these accounting standards when effective.

i) Amendments to Ind AS 102 - Share based payments :

The same would not be applicable to the company.

ii) Amendments to Ind AS 7 - Cash flow statement

The amendment requires an entity to provide disclosures that enables users of financial statements to evaluate changes in liabilities arising from financing activities, including both



Everest Power Private Limited
Significant Accounting Policies

changes arising from cash flows and non-cash changes. The amendment requires an entity to disclose the following changes in liabilities arising from financing activities:


- Changes from financing cash flows
- Changes arising from obtaining or losing control of subsidiaries or other businesses;
- The effect of changes in foreign exchange rates;
- Changes in fair values; and
- Other changes.


In addition to above, the amendment requires to disclose changes in financial assets if cash flows from those financial assets were, or future cash flows will be, included in cash flow from financing activities.

The amendment requires to provide a reconciliation between the opening and closing balances in the balance sheet for liabilities arising from financing activities

The amendment requires to disclose the changes in liabilities arising from financing activities separately from changes in those other assets and liabilities, if an entity provides above disclosure in combination with disclosures of changes in other assets and liabilities.

The amendment is effective for annual periods beginning on or after April 01, 2017





Everest Power Private Limited
Notes forming part of the financial statements for the year ended March 31, 2017
(All amounts are in Rupees in Lakhs except share data or otherwise stated)

3. Property, plant and equipment

Description of Assets	Carrying value as on April 01, 2015 (Deemed Cost)	Additions	Disposals	Gross carrying amount as on March 31, 2016	Accumulated Depreciation as on April 01, 2015	Depreciation for the year	Accumulated depreciation on disposals	Accumulated Depreciation as on March 31, 2016	Net carrying amount as on March 31, 2016
Free Hold	28.61	0.00	0.00	28.61	0.00	0.77	0.00	0.77	27.84
Lease Hold Land	0.00	0.00	0.00	0.00	0.00	0.00	0.00	0.00	0.00
Buildings - Project Office	391.75	293.95	0.00	685.70	0.00	14.53	0.00	14.53	671.17
Plant & Machinery	29.43	27.10	0.00	56.53	0.00	2.33	0.00	2.33	54.20
Office equipment	11.05	3.76	0.00	14.81	0.00	1.47	0.00	1.47	13.34
Computers	2.82	20.87	0.00	23.69	0.00	0.94	0.00	0.94	22.75
Furniture and Fixtures	8.20	4.24	0.00	12.44	0.00	1.15	0.00	1.15	11.29
Vehicles	2.15	0.00	0.00	2.15	0.00	0.52	0.00	0.52	1.63
Roads	10,192.19	0.00	0.00	10,192.19	0.00	374.48	0.00	374.48	9,817.71
Bridges	2,686.56	0.00	0.00	2,686.56	0.00	98.71	0.00	98.71	2,587.85
Dam	16,633.08	0.00	0.00	16,633.08	0.00	1,025.71	0.00	1,025.71	15,607.37
Head Race Tunnel	13,040.09	0.00	0.00	13,040.09	0.00	804.14	0.00	804.14	12,235.95
Power House	4,511.41	0.00	0.00	4,511.41	0.00	278.21	0.00	278.21	4,233.20
Trail Race Tunnel	540.38	0.00	0.00	540.38	0.00	33.32	0.00	33.32	507.06
Pressure Shaft	5,607.57	0.00	0.00	5,607.57	0.00	345.80	0.00	345.80	5,261.77
Surge Shaft	1,354.14	0.00	0.00	1,354.14	0.00	83.51	0.00	83.51	1,270.63
Electro Mechanical Equipments	20,180.46	0.00	0.00	20,180.46	0.00	1,244.47	0.00	1,244.47	18,935.99
Transmission Equipment	5,144.02	0.00	0.00	5,144.02	0.00	317.22	0.00	317.22	4,826.80
Total	80,363.91	349.92	0.00	80,713.83	0.00	4,627.28	0.00	4,627.28	76,086.55

Description of Assets	Gross Carrying value as on April 01, 2016	Additions	Disposals	Gross carrying amount as on March 31, 2017	Accumulated Depreciation as on March 31, 2016	Depreciation for the year	Accumulated depreciation on disposals	Accumulated Depreciation as on March 31, 2017	Net carrying amount as on March 31, 2017
Free Hold	28.61	0.00	0.00	28.61	0.77	0.77	0.00	1.54	27.07
Lease Hold Land	0.00	0.00	0.00	0.00	0.00	0.00	0.00	0.00	0.00
Buildings - Project Office	685.70	0.00	0.00	685.70	14.53	24.21	0.00	38.74	646.96
Plant & Machinery	56.53	2.08	0.00	58.61	2.33	3.34	0.00	5.67	52.94
Office equipment	14.81	13.88	0.00	28.69	1.47	1.92	0.00	3.39	25.30
Computers	23.69	2.45	0.00	26.14	0.94	4.04	0.00	4.98	21.16
Furniture and Fixtures	12.44	22.11	0.00	34.55	1.15	6.59	0.00	7.74	26.81
Vehicles	2.15	0.00	0.00	2.15	0.52	0.52	0.00	1.04	1.11
Roads	10,192.19	0.00	0.00	10,192.19	374.48	374.48	0.00	748.96	9,443.23
Bridges	2,686.56	0.00	0.00	2,686.56	98.71	98.71	0.00	197.42	2,489.14
Dam	16,633.08	0.00	0.00	16,633.08	1,025.71	1,025.71	0.00	2,051.42	14,581.66
Head Race Tunnel	13,040.09	0.00	0.00	13,040.09	804.14	804.14	0.00	1,608.28	11,431.81
Power House	4,511.41	0.00	0.00	4,511.41	278.21	278.21	0.00	556.42	3,954.99
Trail Race Tunnel	540.38	0.00	0.00	540.38	33.32	33.32	0.00	66.64	473.74
Pressure Shaft	5,607.57	0.00	0.00	5,607.57	345.80	345.80	0.00	691.60	4,915.97
Surge Shaft	1,354.14	0.00	0.00	1,354.14	83.51	83.51	0.00	167.02	1,187.12
Electro Mechanical Equipments	20,180.46	0.00	0.00	20,180.46	1,244.47	1,244.47	0.00	2,488.94	17,691.52
Transmission Equipment	5,144.02	0.00	0.00	5,144.02	317.22	317.22	0.00	634.44	4,509.58
Total	80,713.83	40.52	0.00	80,754.35	4,627.28	4,646.96	0.00	9,274.24	71,480.11



Handwritten signature or initials.

Everest Power Private Limited

Notes forming part of the financial statements for the year ended March 31, 2017



(All amounts are in Rupees in Lakhs except share data or otherwise stated)

4. Other intangible assets

Particulars	As at		
	March 31, 2017	March 31, 2016	April 1, 2015
Carrying amount of :			
Computer software	6.20	5.90	5.90
Total	6.20	5.90	5.90
Intangible assets under development	0.00	0.00	-
Total Intangible assets	6.20	5.90	5.90

Description of Assets	Computer software	Total
I. Deemed cost		
Balance as at April 1, 2015	0.24	0.24
Additions	0.00	0.00
Disposals		0.00
Balance as at March 31, 2016	0.24	0.24
Additions	0.30	0.30
Disposals		0.00
Balance as at March 31, 2017	0.54	0.54
II. Accumulated depreciation and impairment		
Balance as at April 1, 2015	0.00	0.00
Amortisation expense for the year	0.11	0.11
Balance as at March 31, 2016	0.11	0.11
Amortisation expense for the year	0.33	0.33
Balance as at March 31, 2017	0.44	0.44

Carrying Amount	Computer software	Total
Balance as at April 1, 2015	0.24	0.24
Additions	0.00	0.00
Depreciation expense	(0.11)	(0.11)
Balance as at March 31, 2016	0.13	0.13
Additions	0.30	0.30
Depreciation expense	(0.33)	(0.33)
Balance as at March 31, 2017	0.10	0.10



Everest Power Private Limited
Notes forming part of the financial statements for the year ended March 31, 2017
(All amounts are in Rupees in Lakhs except share data or otherwise stated)

5. Other financial assets

Particulars	As at		
	March 31, 2017	March 31, 2016	April 1, 2015
Non-current			
Security deposits (Unsecured, considered good)	5.35	9.73	0.86
Total non-current other financial assets	5.35	9.73	0.86
Current			
Interest accrued on deposits	3.72	2.97	2.36
Security deposits (Unsecured, considered good)	4.24	4.24	114.87
Total current other financial assets	7.96	7.21	117.23
Total other financial assets	13.31	16.94	118.09

6. Other non-current assets

Particulars	As at		
	March 31, 2017	March 31, 2016	April 1, 2015
Non-current			
Gratuity Fund maintained with LIC	37.25	42.56	45.14
Prepaid expenses	1,065.52	1,084.02	1,114.68
Total non-current assets	1,102.77	1,126.58	1,159.82
Current:			
Prepaid expenses	153.49	145.23	134.40
Advances, other than capital advances			
- Unsecured, considered good	6.47	7.35	367.31
Insurance claims receivables	17.67	17.67	17.78
Total current assets	177.63	170.25	519.49
Total other assets	1,280.40	1,296.83	1,679.31

7. Inventories

Particulars	As at		
	March 31, 2017	March 31, 2016	April 1, 2015
Current			
Inventories (lower of cost and net realisable value)			
Consumables & Stores	101.80	94.94	45.17
Total	101.80	94.94	45.17



8. Trade receivables

(Rupees in Lakhs)

Particulars	As at		
	March 31, 2017	March 31, 2016	April 1, 2015
Trade receivables* - Current			
Unsecured, considered good	2,236.43	0.00	11,867.86
Less: Allowance for doubtful debts (expected credit loss allowance)	0.00	0.00	0.00
Total	2,236.43	0.00	11,867.86

*Subject to confirmation from the counter parties

Note - 9: Cash and Bank Balances

9A. Cash and Cash Equivalents

Particulars	As at		
	March 31, 2017	March 31, 2016	April 1, 2015
Balances with Banks *			
in current accounts	290.21	485.35	3.89
Cash on hand	0.40	0.27	0.01
Total Cash and cash equivalents	290.61	485.62	3.90
Cash and cash equivalents as per Statement of Cash flows	290.61	485.62	3.90


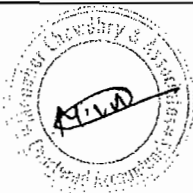
*There are no repatriation restrictions with regard to cash and cash equivalents as at the end of the reporting period and prior periods.

9B. Other Bank balances

Particulars	As at		
	March 31, 2017	March 31, 2016	April 1, 2015
Deposits held as margin money/security for bank guarantees	7.79	7.79	3.89
Total	7.79	7.79	3.89

10. Loans

Particulars	As at		
	March 31, 2017	March 31, 2016	April 1, 2015
Current			
Loans to employees			
- Unsecured, considered good	17.09	24.00	0.35
Less : Allowance for bad and doubtful loans	0.00	0.00	0.00
Total	17.09	24.00	0.35



Everest Power Private Limited
Notes forming part of the financial statements for the year ended March 31, 2017
(All amounts are in Rupees in Lakhs except share data or otherwise stated)

11. Equity share capital

Particulars	As at		
	March 31, 2017	March 31, 2016	April 1, 2015
Authorised share capital : 3,25,00,000 (2016: 3,25,00,000; 2015: 3,25,00,000) equity shares of Rs 100 each	32,500.00	32,500.00	32,500.00
Issued and subscribed capital : 3,18,10,025 (2016: 3,18,10,025; 2015: 3,18,10,025) fully paid up equity shares of Rs 100 each	31,810.03	31,810.03	31,810.03
Total	31,810.03	31,810.03	31,810.03

(A) Reconciliation of the number of shares outstanding:

Particulars	Number of shares	Amount
Balance at April 1, 2015	3,18,10,025	31,810.03
Movement	0	0.00
Balance at March 31, 2016	3,18,10,025	31,810.03
Movement	0	0.00
Balance at March 31, 2017	3,18,10,025	31,810.03

(B) Details of shares held by each shareholder holding more than 5% shares

	As at March 31, 2017		As at March 31, 2016		As at April 01, 2015	
	Number of shares held	% holding of equity shares	Number of shares held	% holding of equity shares	Number of shares held	% holding of equity shares
Fully paid equity shares						
Athena Infraprojects Private Limited	2,02,57,018	63.68%	2,02,57,018	63.68%	2,02,57,018	63.68%
Investor's Trust(FZC)	1,11,92,207	35.18%	1,11,92,207	35.18%	1,11,92,207	35.18%

(C) Details of shares held by Holding company

	As at March 31, 2017		As at March 31, 2016		As at April 01, 2015	
	Number of shares held	% holding of equity shares	Number of shares held	% holding of equity shares	Number of shares held	% holding of equity shares
Fully paid equity shares						
Athena Infraprojects Private Limited	2,02,57,018	63.68%	2,02,57,018	63.68%	2,02,57,018	63.68%

(D) Terms/Rights attached to equity shares

The Company has one class of equity shares having a par value of Rs.100 each. Accordingly, all equity shares rank equally with regard to dividends and share in the company's residual assets. The equity shares are entitled to receive dividend as declared from time to time. In the event of liquidation of the Company, the holders of equity shares will be entitled to receive the residual assets of the Company, remaining after distribution of all preferential amounts in proportion to the number of equity shares held.



Everest Power Private Limited

Notes forming part of the financial statements for the year ended March 31, 2017
(All amounts are in Rupees in Lakhs except share data or otherwise stated)



12. Other equity excluding non-controlling interests

Particulars	As at	
	March 31, 2017	March 31, 2016
Retained earnings	(13,166.65)	(13,809.72)
Capital Reserve	43.06	43.06
Balance at end of year	(13,123.59)	(13,766.66)

12.1 Retained earnings	As at	
	March 31, 2017	March 31, 2016
Balance at beginning of year	(13,809.72)	(11,773.88)
Profit for the year	641.92	(2,038.47)
Remeasurements of the defined benefit plans (net of tax)	1.15	2.63
Balance at end of year	(13,166.65)	(13,809.72)

12.2 Capital Reserve*	As at	
	March 31, 2017	March 31, 2016
Balance at beginning of year	43.06	43.06
Movement during the year	0.00	0.00
Balance at end of year	43.06	43.06

*Partly paid up shares (86,11,200 @ Rs 0.50) held by Asian Genco Pte Limited were forfeited during the year 2009-10



Everest Power Private Limited
Notes forming part of the financial statements for the year ended March 31, 2017
 (All amounts are in Rupees in Lakhs except share data or otherwise stated)

13. Non-current borrowings

Particulars	As at		
	March 31, 2017	March 31, 2016	April 1, 2015
Secured - at amortised cost			
Term loans			
from banks	3,659.18	4,676.45	5,720.69
from Financial Institutions	32,523.36	36,366.96	40,219.12
Total non-current borrowings	36,182.54	41,043.41	45,939.81
* Current maturities on long-term borrowings have been disclosed under the head Other current financial liabilities			

Summary of borrowing arrangements

Notes:

(1) Terms & Conditions attached to Loans from Banks & Financial Institutions

(A) Security given to Existing Lenders:

(a) A First Charge on all movable & immovable assets (excluding forest land) of the Project (including all receivable and intangible properties) both present and future of the lenders. However, in case of land the Private land is to be mortgaged.

(b) Security interest by way of assignment of all the rights, titles, permits, approvals and interest of the Company in, to and in respect of all the clearances, agreement, permits, approvals, consents in relation to the Project in favour of the lenders.

(c) Security interest by way of assignment of Contractor guarantees, performance bonds and any letter of credit that may be provided by EPC contractor & Power Purchaser in favour of the lenders.

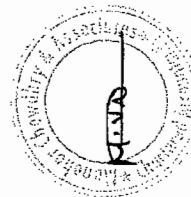
(d) Security interest by way of assignments in favour of Lenders/Trustee of all insurance policies taken in respect of the Borrower's assets related to the Project.

(e) The Promoters which have been considered for equity investment in the Project shall be pledge 51% equity share capital of EPPL in favour of lenders

(f) A first charge on all the Borrowers bank account related to the Project, including but not limited to Trust and Retention Account (TRA).

(B) Additional Security for Restructuring of Principal

Secured by Pledge of promoters equity interest representing 100% of the equity in the project (i.e Equity Shares' in no's 3,18,10,025) among the lenders. Further additionally secured by Corporate Guarantee given by the Holding Company i.e Athena Infraprojects Pvt. Ltd. for Rs.483 Crores

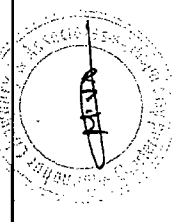



(2) Repayment Terms :
 (a) As per the lenders sanction of term loan, repayment obligations of Senior Rupee facility and Additional Senior Rupee facility commenced from September 2011. with respect to financial institutions, Indian Renewable Energy Development Agency Limited and Rural Electrification Corporation Limited, the repayment obligations revised from September 2011 to September 2013 and March 2014 respectively.
 (b) In case of banks, the repayment of Senior Rupee facility and Additional Senior Rupee facility are made on quarterly installments basis, covered up to financial year 2021-22 and 2026-27 respectively
 (c) In case of financial institutions i.e Indian Renewable Energy Development Agency Limited and Rural Electrification Corporation Limited, the repayment of Senior Rupee facility and Additional Senior Rupee facility are made on quarterly installments basis covered up to 2026-27 and 2027-28 respectively

Name of the Banker/ Financial institutions	Interest rate (p.a) as on March 31,2017	Number of quarterly installments pending as on March 31,2017
Punjab National Bank - Loan 1	15.10%	17
Punjab National Bank - Loan 2	15.10%	31
State Bank of Patiala	14.15%	17
Rural Electrification Corporation Limited	13.15%	37
Indian Renewable Energy Development Agency Limited - Loan-1	13.15%	43
Indian Renewable Energy Development Agency Limited - Loan-2	13.15%	43

(3) The Company has defaulted in repayment of Loans and interest in respect of the following as on balance sheet date

Particulars	31 March 2017			31 March 2016		
	Installment Due Date	Period of Default in days	Amount	Installment Due Date	Period of Default in days	Amount
Term loan from banks/Financial institutions						
Principal						
Punjab National Bank - Loan 1	31-Mar-17	1	125.00			N.A
Punjab National Bank - Loan 2	31-Mar-17	1	31.83			
State Bank of Patiala	31-Mar-17	1	99.25			
Rural Electrification Corporation Limited	31-Mar-17	1	827.80			
Indian Renewable Energy Development Agency Limited - Loan-1	31-Dec-16	90	88.08			
Indian Renewable Energy Development Agency Limited - Loan-2	31-Dec-16	90	45.40			
Interest	31-Mar-17	1	45.40			
Punjab National Bank - Loan 1						
	28-Feb-17	31	28.02			N.A
Punjab National Bank - Loan 2						
	31-Mar-17	1	30.76			
	28-Feb-17	31	12.14			
	31-Mar-17	1	13.38			
State Bank of Patiala						
	28-Feb-17	31	19.63			
	31-Mar-17	1	22.49			
Rural Electrification Corporation Limited						
	31-Mar-17	1	1,101.07			
Indian Renewable Energy Development Agency						
Limited -1	31-Dec-16	90	157.47			
	31-Mar-17	1	144.09			
Indian Renewable Energy Development Agency						
Limited -2	31-Dec-16	90	74.87			
	31-Mar-17	1	70.79			



Everest Power Private Limited
Notes forming part of the financial statements for the year ended March 31, 2017
(All amounts are in Rupees in Lakhs except share data or otherwise stated)

14. Other financial liabilities


Particulars	As at		
	March 31, 2017	March 31, 2016	April 1, 2015
Current maturities of Long term borrowings	6,250.30	4,889.45	8,298.77
Interest accrued - related parties	0.00	0.00	3.98
Interest accrued and due on borrowings	1,674.71	0.00	4,508.13
Interest accrued but not due on borrowings	12.09	13.17	18.40
Security deposit from contractor	0.00	0.00	15.00
Others			
(i) Retention monies	356.83	367.06	1,389.10
(ii) Other payable to contractor	0.00	1.90	137.10
(iii) Salary and expenses Payables	71.25	102.11	331.22
(iv) Application money pending for allotment and due for refund	0.00	0.00	0.00
Total	8,365.18	5,373.69	14,701.70

15. Provisions

Particulars	As at		
	March 31, 2017	March 31, 2016	April 1, 2015
Provisions : Non-Current			
Provision for Compensated Absence	44.67	22.94	21.28
Non - Current	44.67	22.94	21.28
Provisions : Current			
Provision for Compensated Absence	17.93	36.19	19.61
Provision for expenses	1,378.86	1,378.86	1,378.86
Current	1,396.79	1,415.05	1,398.47

Provisions for Expenses :

The provision for expenses represents amounts payable to Local Area Development Authority(LADA). The charges have been levied by LADA, however the company has disputed such charges. The company is unable to assess the timing of the outflows.



Everest Power Private Limited
Notes forming part of the financial statements for the year ended March 31, 2017
(All amounts are in Rupees in Lakhs except share data or otherwise stated)

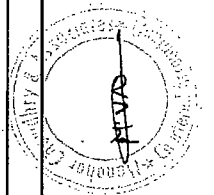
16. Income taxes

16.1 Deferred tax balance

Particulars	As at	
	March 31, 2017	March 31, 2016
Deferred tax assets		
Deferred tax liabilities	9,565.27	6,784.78
Total	(9,565.27)	(6,784.78)

2016-17	Opening Balance	Recognised in profit or loss	Recognised in profit or loss	Recognised in Other comprehensive income	Closing balance
Deferred tax (liabilities)/assets in relation to Depreciation & Amortization	(8,544.28)	(1,068.31)	(1,068.31)	-	(9,612.59)
Reversal of expenses	591.37	(591.17)	(591.17)	-	0.20
Interest payment to Financial Institutions & Banks	1,142.82	(1,142.82)	(1,142.82)	-	0.00
Employee benefit expense	13.06	11.60	11.60	-	24.66
Amortisation of transaction costs on borrowings	12.26	10.20	10.20	-	22.46
Total	(6,784.78)	(2,780.49)	(2,780.49)	-	(9,565.27)

2015-16	Opening Balance	Recognised in profit or loss	Recognised in profit or loss	Recognised in Other comprehensive income	Closing balance
Deferred tax (liabilities)/assets in relation to Depreciation & Amortization	(7,403.65)	(1,140.63)	(1,140.63)	-	(8,544.28)
Reversal of expenses	445.36	146.00	146.00	-	591.37
Interest payment to Financial Institutions & Banks	-	1,142.82	1,142.82	-	1,142.82
Employee benefit expense	17.34	(4.28)	(4.28)	-	13.06
Amortisation of transaction costs on borrowings	9.13	3.12	3.12	-	12.26
Total	(6,931.81)	147.04	(0.00)	-	(6,784.78)



16.2. Current tax assets and liabilities



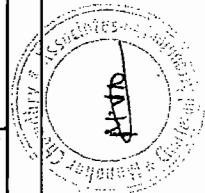
Particulars	As at		
	March 31, 2017	March 31, 2016	April 1, 2015
Current tax assets			
Current tax assets	0.00	208.67	0.00
Current tax liabilities			
Income tax/MAT Tax Payable	(729.63)	0.00	(802.26)
Total Current tax Assets/ (liabilities)	(729.63)	208.67	(802.26)

Particulars	March 31, 2017	March 31, 2016
Opening tax assets/ (liabilities)	208.67	(802.26)
Tax expense for the year	(985.67)	(37.58)
Tax paid during the year	0.00	1,048.51
Tax credit received	50.11	0.00
Tax Refund	(2.74)	0.00
	(729.63)	208.67

16.3 - Tax Expense

a) Recognised in statement of profit and loss

Particulars	For the year ended March 31, 2017	For the year ended March 31, 2016
Current tax		
In respect of the current year	940.09	0.00
In respect of prior years	0.00	37.58
	940.09	37.58
Deferred tax		
In respect of the previous year		
In respect of the current year	2,780.49	(147.04)
	2,780.49	(147.04)



b) Recognised in Other comprehensive Income			
Particulars	For the year ended March 31, 2017	For the year ended March 31, 2016	For the year ended March 31, 2016
Current tax In respect of the current year	0.61	0.61	1.18
	0.61		1.18
Tax expense for the year can be reconciled to the accounting profit as follows			
Particulars	Year ended March 31, 2017	Year ended March 31, 2016	
Profit before tax	4,362.50	(2,147.92)	
Tax rate	0.35	0.31	
Income tax expense	1,509.77	(663.71)	
Effect of expenses that are not deductible in determining taxable profit	1,633.01	1,469.28	
Others			
Expenses allowed under the Provision of IT Act	293.83	(2,726.27)	
Tax losses for which tax expense is not recognised	607.27	1,773.66	
Current tax in respect of previous years	0.00	37.58	
Excess expense due to MAT liability	940.09	0.00	
Tax expenses on other comprehensive income	0.61	1.18	
Carried forward losses adjusted towards tax liability	(1,263.40)	0.00	
Total Tax Expense	3,721.19	(108.28)	



Everest Power Private Limited

Notes forming part of the financial statements for the year ended March 31, 2017

(All amounts are in Rupees in Lakhs except share data or otherwise stated)

17. Other liabilities

Particulars	As at		
	March 31, 2017	March 31, 2016	April 1, 2015
Revenue received in advance	0.00	2,751.38	
Statutory remittances	50.18	57.03	107.69
Total	50.18	2,808.41	107.69

18. Current borrowings

Particulars	As at		
	March 31, 2017	March 31, 2016	April 1, 2015
Unsecured - at amortised cost			
Loans from related parties (refer note below)	0.00	0.00	47.00
Loans from other than related parties (refer note below)	0.00	0.00	131.70
Secured - at amortised cost			
from banks	0.00	0.00	2,000.00
Total	0.00	0.00	2,178.70

Notes :

(A) Terms and Conditions pertains to Inter Corporate Deposits

(a) From Related Party :

Taken from Athena Infraprojects Private Limited, holding Company with interest chargeable at 10% P.A and repayable along with interest with in a period of one year

(b) From Others :

Taken from Aqua Green Engineering Management Private Limited and Himshakti Projects Pvt Ltd with interest chargeable at 10% p.a. and repayable along with interest with in a period of one year

ii) Loan from banks

* Terms & Conditions and Repayment terms of Corporate Loan from Bank

For terms and conditions Refer Note : 13

Repayment terms : Repayable in 3 quarterly installments commenced from 26th Oct 2014 with an amounts of Rs 1Cr, Rs 2 Crs and Rs 17 Crs respectively.

(B) The Company has not defaulted in repayment of Loans and interest in respect of current borrowings.

19. Trade Payables

Particulars	As at		
	March 31, 2017	March 31, 2016	April 1, 2015
Dues to micro enterprises and small enterprises *			
Dues to creditors other than micro enterprises and small enterprises #	425.49	2,729.82	1,921.79
Total	425.49	2,729.82	1,921.79

* The Company has not received any intimation from 'suppliers' regarding their status under Micro, Small and Medium Enterprise Development Act 2006, and hence disclosure relating to amount unpaid as at the year-end together with interest paid / payable as required under the said act have not been given.

Balances are subject to confirmation



Everest Power Private Limited
Notes forming part of the financial statements for the year ended March 31, 2017
(All amounts are in Rupees in Lakhs except share data or otherwise stated)

20. Revenue from operations

Particulars	For the year ended March 31, 2017	For the year ended March 31, 2016
Sale of Power	20,607.05	12,615.84
Other operating revenue (Refer Note 27)	(1,823.68)	1,092.30
Total	18,783.37	13,708.14

21. Other income (net)

Particulars	For the year ended March 31, 2017	For the year ended March 31, 2016
Interest income on financial assets carried at amortised cost		
Bank deposits	3.99	9.59
Others	0.00	6.50
	3.99	16.09
Miscellaneous income (net)	8.34	0.26
	8.34	0.26
Total	12.33	16.35

22. Employee Benefits Expense

Particulars	For the year ended March 31, 2017	For the year ended March 31, 2016
Salaries and wages, including bonus	624.41	661.06
Contribution to provident and other funds	29.76	42.78
Staff welfare expenses	24.90	13.15
Total	679.07	716.99

23. Finance costs

Particulars	For the year ended March 31, 2017	For the year ended March 31, 2016
Interest expense		
- Interest on bank overdrafts and loans	6,531.26	7,295.90
- Interest on Loans from related parties	0.00	2.92
- Interest on Statutory dues	45.29	103.93
Other finance costs	25.18	43.66
Total	6,601.73	7,446.41



24. Depreciation and amortisation expense

Particulars	For the year ended March 31, 2017	For the year ended March 31, 2016
Depreciation of property, plant and equipment	4,646.96	4,627.28
Amortisation	0.33	0.11
Total	4,647.29	4,627.39

25. Operating and Other expenses

Particulars	For the year ended March 31, 2017	For the year ended March 31, 2016
Rent including lease rentals (Refer Note (i) below)	143.63	110.72
Rates and taxes	32.30	32.40
Insurance	244.96	243.36
Stores and spares consumed	217.24	251.19
UI Consumption for Auxillary/ Transmission	78.08	61.85
Operation and maintenance expenses	685.59	601.14
Travelling and conveyance	67.33	57.17
Communication	13.23	12.62
Printing and stationery	8.96	7.13
Electricity Charges	46.06	19.77
Marketing and advertising expenses	1.62	2.47
Repairs and maintenance		
- Roads & Civil Structure	676.43	908.27
- Plant & Machinery	50.23	64.84
- Others	12.22	10.66
Directors Remuneration		
- Directors sitting fees	0.28	0.30
Legal & professional charges	146.28	607.95
Security charges	39.30	34.67
Donation	2.12	3.41
Expenditure for Corporate Social Responsibility	3.78	0.00
Auditors' remuneration (Refer Note (ii) below)	16.91	11.84
Miscellaneous expenses	19.16	39.86
Total	2,505.11	3,081.62

Notes :

i) Operating leases :

Lease payments made under operating leases aggregating to 112.95 (March 31, 2016: 80.06) have been recognized as an expense in the Statement of Profit and Loss. The future minimum lease commitments under non-cancellable operating leases are as follows:

	As at March 31, 2017	As at March 31, 2016	As at March 31, 2015
Maximum obligations on long-term non-cancellable operating leases :			
Not later than one year	48.66	79.03	75.71
Later than one year but not later than five years	43.69	60.86	106.95
Later than five years	-	-	-
Total	92.35	139.89	182.65

ii) Auditors' remuneration (net of service tax) comprises of :

Particulars	For the year ended March 31, 2017	For the year ended March 31, 2016
Company		
For statutory audit	9.24	9.29
For other services	5.26	0.04
For services rendered by affiliates of statutory auditors	2.31	2.32
Reimbursement of expenses	0.10	0.19
Total Auditors' remuneration	16.91	11.84



Everest Power Private Limited
Notes forming part of the financial statements for the year ended March 31, 2017
(All amounts are in Rupees in Lakhs except share data or otherwise stated)

26. Contingent Liabilities and Commitments	As at		
	31-Mar-17	31-Mar-16	01-April-15
(a) Contingent Liabilities (to the extent not provided for)			
Claims against the Company Not acknowledged as debts (Refer note below)	101.84	101.84	-

Note:

The Company had received a demand letter from Chief Engineer (E), Directorate of Energy (DOE), Shimla-9, Government of Himachal Pradesh (GOHP) for an amount of Rs 101.84 towards interest on delayed payments for the free power on unscheduled/Deviation settlement account (DSA). The company is contesting with GOHP, regarding demand for interest payment. As per Implementation agreement, there is no specified clause for payment of interest. The calculation of interest on UI/DSA is also disputed by the Company and requesting DOE to provide the detailed calculations.

(b) Commitments

Estimated amount of contracts remaining to be executed on capital account and not provided for (net of advances)	502.52	659.53	-
--	--------	--------	---

27. Other operating revenue:

PSERC vide its order dated 20.12.2016 in petition no. 55 of 2015 while approving AFC (True-up) for FY 2014-15 and AFC (Projections) for FY 2015-16 has decided that EPPL shall be entitled for interest on under recovery or over recovery of the fixed charges as per the Regulation 8 (13) of Hon'ble CERC (Terms and Conditions of Tariff) Regulations, 2014 for interest on under recovery or over recovery of the Annual Fixed Charges determined by the Commission. The matter is under discussions with and among PSPCL. There is uncertainty with regard to the realization of the entire carrying cost/ interest on under recovery or over recovery as envisaged by EPPL. Accordingly, EPPL has made the requisite adjustments in this regard. Further adjustments shall be made, if required, upon finalization/realization of the amount in this regard.

28. Employee benefit expenses

(i) Defined contribution plans

Employer's Contribution to Provident Fund: Contributions are made to provident fund in India for employees at the rate of 12% of basic salary as per regulations. The contributions are made to registered provident fund administered by the government. The obligation of the company is limited to the amount contributed and it has no further contractual nor any constructive obligation.

Amount of Rs 10.69 (Previous year Rs 10.35) is contributed under defined contribution plans and included in employment benefit expenses

(ii) Post-employment obligations- Gratuity

The company provides for gratuity for employees in India as per the payment of Gratuity Act, 1972. Employees who are in continuous service for a period of 5 years are eligible for gratuity. The amount of gratuity payable on retirement/termination is the employees last drawn basic salary per month computed proportionately for 15 day's salary multiplied for the number of years of service. The gratuity plan is a funded plan and the Company makes contributions to recognized funds in India. The company does not fully fund the liability and maintains a target level of funding to be maintained over a period of time based on estimations of expected gratuity payments.

Gratuity

The amounts recognised in the balance sheet and the movements in the net defined benefit obligation over the year are as follows:

	Present Value of obligation	Fair Value of Plan Assets	Net amount
01-Apr-15	31.94	77.08	(45.14)
Current service cost	9.88	-	9.88
Interest expense/(income)	2.48	5.99	(3.51)
Total amount recognized in profit or loss	12.37	5.99	6.38
Remeasurements			
Return on plan assets, excluding amounts included in interest expense/(income)	-	0.45	(0.45)
(Gain)/loss from change in financial assumptions	0.88	-	-
Experience (gains)/loss	(4.24)	-	(4.24)
Total amount recognized in other comprehensive income	(3.36)	0.45	(3.80)
Employer contributions	-	-	-
Benefit payments	-	-	-
31-Mar-16	40.95	83.51	(42.56)

	Present Value of obligation	Fair Value of Plan Assets	Net amount
01-Apr-16	40.95	83.51	(42.56)
Current service cost	10.33	-	10.33
Interest expense/(income)	3.04	6.21	(3.17)
Total amount recognized in profit or loss	13.36	6.21	7.15
Remeasurements			
Return on plan assets, excluding amounts included in interest expense/(income)	-	0.69	(0.69)
(Gain)/loss from change in financial assumptions	2.89	-	2.89
Experience (gains)/loss	(3.95)	-	(3.95)
Total amount recognized in other comprehensive income	(1.07)	0.69	(1.75)
Employer contributions	-	0.09	(0.09)
Benefit payments	(0.53)	(0.53)	-
31-Mar-17	52.72	89.97	(37.25)

The net liability/(asset) disclosed above relates to funded and unfunded plans are as follows:

	As at 31 March 2017	As at 31 March 2016	As at 1 April 2015
Present value of funded obligations	52.72	40.95	31.94



Fair value of plan assets	89.97	83.51	77.08
Deficit/(surplus) of funded plans	(37.25)	(42.56)	(45.14)

Significant estimates: Actuarial assumptions and sensitivity

The significant actuarial assumptions were as follows:

	31 March 2017	31 March 2016	1 April 2015
Discount rate	6.69%	7.46%	7.70%
Salary growth rate	8.00%	8.00%	8.00%
Withdrawal rate	7.00%	7.00%	7.00%

Sensitivity analysis

The sensitivity of the defined benefit obligation to changes in the weighted principal assumptions is:

Particulars	31 March 2017	31 March 2016
Defined Benefit Obligation	52.72	40.95
Discount rate:(% change compared to base due to sensitivity)		
Increase : +1%	49.03	38.25
Decrease: -1%	57.02	44.10
Salary Growth rate:(% change compared to base due to sensitivity)		
Increase : +1%	56.01	43.41
Decrease: -1%	49.71	38.75

The above sensitivity analysis are based on a change in an assumption while holding all other assumptions constant. In practice, this is unlikely to occur and changes in some of the assumptions may be correlated. When calculating the sensitivity of the defined benefit obligation to significant actuarial assumptions, the same method (present value of the defined benefit obligation calculated with the projected unit credit method at the end of the reporting period) has been applied as when calculating the defined benefit liability recognised in the balance sheet.

The methods and types of assumptions used in preparing the sensitivity analysis did not change compared to the prior period.

The major categories of plans assets are as follows:

Particulars	31 March 2017	31 March 2016
Schemes of insurance - conventional products		
State Govt Securities	40.82	37.89
Central Govt Securities	18.74	17.39
NCD / Bonds	24.74	22.97
Equity	1.81	1.68
Fixed Deposits	3.28	3.05
Others		
C.B.L.O	0.58	0.54
	89.97	83.51

Defined benefit liability and employer contributions

The Company has purchased insurance policy to provide for payment of gratuity to the employees. Every year, the insurance company carries out a funding valuation based on the latest employee data provided by the Company. Any deficit in the assets arising as a result of such valuation is funded by the Company. The company considers that the contribution rate set at the last valuation date is sufficient to eliminate the deficit over the agreed period and that regular contributions, which are based on service costs will not increase significantly.

The expected cash flows over the next years is as follows :

Particulars	Less than a year	2nd year	3rd year	4th year	5th year	5-10 years	Total
31-Mar-17							
Defined benefit obligation-gratuity	3.55	3.34	3.59	3.38	3.63	23.76	41.26
31-Mar-16							
Defined benefit obligation-gratuity	2.71	2.72	2.73	2.75	2.77	16.87	30.55

Risk exposure

Through its defined benefit plans, the company is exposed to a number of risks, the most significant of which are detailed below:

Interest Rate Risk: The defined benefit obligation calculated uses a discount rate based on government bonds. If bond yields fall, the defined benefit obligation will tend to increase.

Salary Inflation risk: Higher than expected increases in salary will increase the defined benefit obligation.

Demographic Risk: This is the risk of variability of results due to unsystematic nature of decrements that include mortality, withdrawal, disability and retirement. The effect of these decrements on the defined benefit obligation is not straight forward and depends upon the combination of salary increase discount rate and vesting criteria. It is important not to overstate withdrawals because in the financial analysis the retirement benefit of a short career employee typically costs less per year as compared to a long service employee.



Everest Power Private Limited

Notes forming part of the financial statements for the year ended March 31, 2017

(All amounts are in Rupees in Lakhs except share data or otherwise stated)

29. Related Parties Transactions


Description of relation ship	Name of related parties
Holding Company	Athena Infraprojects Private Limited
Fellow Subsidiaries	Athena Projects Private Limited
	Athena Energy Ventures Private
	Athena Kynshi Power Private Limited.
	Athena Emra Power Private Limited
	Athena Demwe Power Ltd
	Lohit Urja Private Limited
	Satluj Infraprojects Private Limited
Fellow subsidiary's subsidiaries	APPL Power Private Limited Athena Chhattisgarh Power Ltd
Shareholder having Significant Influence	Investor's Trust (FZC)
Key Management Personnel	Dr. C R. Prasad (Chairman and Managing Director)
Key Management Personnel of Parent Company	Mr. M.S. Ramakrishna Mr. C.V.S. Suri

i. Details of related party transactions

Particulars	Year ended		
	March 31,2017	March 31,2016	March 31,2015
Inter Corporate Deposit received			
Athena Infraprojects Private Limited	-	-	37.00
Receipt of Rental deposit			
Athena Infraprojects Private Limited	-	-	10.13
Interest expenses on Inter Corporate Deposit			
Athena Infraprojects Private Limited	-	2.92	4.43
Inter Corporate Deposit repaid			
Athena Infraprojects Private Limited	-	47.00	-
Payment of Rental Security deposit			
Athena Infraprojects Private Limited	-	10.13	-
Payment of Interest on Inter Corporate Deposit (Net off TDS)			
Athena Infraprojects Private Limited	-	6.61	-
Rent & Maintenance expenses			
Athena Infraprojects Private Limited	19.36	9.64	-
Payment of Rent & Maintenance expenses (Net off TDS)			
Athena Infraprojects Private Limited	21.05	5.47	-
Payment against Capital work in progress			
Athena Infraprojects Pvt Ltd	-	19.26	-
Managerial Remuneration			
Dr.C.R. Prasad (CMD)	55.00	50.00	50.00

ii. Details of year -end balances

Particulars	As at		
	March 31,2017	March 31,2016	March 31,2015
Share application money pending for allotment and due for refund			
Investor's Trust (FZC)	0.00	0.00	0.00
Inter corporate deposit			
Athena Infraprojects Pvt Ltd	-	-	47.00
Payable against Capital work in progress			
Athena Infraprojects Pvt Ltd	-	-	19.26
Interest accrued, but not due on ICD			
Athena Infraprojects Private Limited	-	-	3.98
Trade payables			
Athena Infraprojects Pvt Ltd	-	3.38	10.13
Remuneration payable			
Dr.C.R. Prasad	-	2.68	21.45



Everest Power Private Limited
Notes forming part of the financial statements for the year ended March 31, 2017
(All amounts are in Rupees in Lakhs except share data or otherwise stated)

30. Earnings per share

Particulars	For the year ended	
	March 31, 2017	March 31, 2016
Profit after tax	641.92	(2,038.47)
Basic and diluted:		
Number of shares outstanding at the year end	3,18,10,025	3,18,10,025
Weighted average number of equity shares	3,18,10,025	3,18,10,025
Earnings per share (Rs)	2.02	(6.41)

Note: EPS is calculated based on profits excluding the other comprehensive income

31. Disclosures relating to Specified Bank Notes* (SBNs) held and transacted during the period from 8 November 2016 to 30 December 2016

Particulars	SBN	Other denomination notes	Total
Closing cash in hand as on 8 November 2016	0.45	0.59	1.04
(+) Permitted receipts	-	-	-
(-) Permitted payments	-	3.04	3.04
(-) Amount deposited in Banks	0.45	-	0.45
Cash withdrawn	-	2.95	2.95
Closing cash in hand as on 30 December 2016	-	0.50	0.50

* Specified Bank Notes (SBNs) mean the bank notes of denominations of the existing series of the value of five hundred rupees and one thousand rupees as defined under the notification of the Government of India, in the Ministry of Finance, Department of Economic Affairs no. S.O. 3407(E), dated the 8th November, 2016.

The cash and cash equivalence of the company include cash held with imprest holders. However, for the purpose of above disclosure, cash held by imprest holders has not been taken into consideration. (refer note 10)

32. Assets pledged as security

The carrying amounts of assets pledged as security for current and non-current borrowings are:

Particulars	March 31, 2017	March 31, 2016	April 1, 2015
First charge			
PPE & CWIP	71,498.66	76,086.55	80,363.91
Other intangible assets	0.10	0.13	0.24
Inventories	101.80	94.94	45.17
Trade receivables	2,236.43	-	11,867.86
Cash and cash equivalents	290.61	485.62	3.90
Other Bank balances	7.79	7.79	3.89
	74,135.39	76,675.03	92,284.97

33. Offsetting financial assets and financial liabilities

The following table presents the recognised financial instruments that are offset as at 31 March 2017, 31 March 2016 and 1 April 2015. The column 'net amount' shows the impact on the company's balance sheet if all set-off rights were exercised.

Particulars	Effects of offsetting on the balance sheet		
	Gross amounts	Gross amounts set off in the balance sheet	Net amount presented in the balance sheet
As on March 31, 2017			
Trade receivables	7,875.73	(5,639.29)	2,236.43
Revenue received in advance	5,639.29	(5,639.29)	-
As on March 31, 2016			
Trade receivables	2,887.91	(2,887.91)	-
Revenue received in advance	5,639.29	(2,887.91)	2,751.38
As on April 1, 2015			
Trade receivables	16,038.55	(4,170.69)	11,867.86
Revenue received in advance	4,170.69	(4,170.69)	-



Everest Power Private Limited

Notes forming part of the financial statements for the year ended March 31, 2017



(All amounts are in Rupees in Lakhs except share data or otherwise stated)

34 Financial Instruments

Financial instruments by category


The carrying value and fair value of financial instruments by categories as of 31 March 2017 were as follows :

Particulars	Fair value Hierarchy level	Amortised cost	Financial assets/liabilities at fair value through profit or loss		Financial assets/liabilities at fair value through OCI		Total carrying value	Total fair value
			Designated upon initial recognition	Mandatory	Designated upon initial recognition	Mandatory		
Assets:								
Non-Current								
(i) Other Financial Assets	3	5.35					5.35	5.35
Current								
(i) Investments		-					-	-
(ii) Trade receivables	3	2,236.43					2,236.43	2,236.43
(iii) Cash and cash equivalents	3	290.61					290.61	290.61
(iv) Bank balances other than (iii) above	3	7.79					7.79	7.79
(v) Loans	3	17.09					17.09	17.09
(vi) Other Financial Assets	3	7.96					7.96	7.96
Total		2,565.23	-	-	-	-	2,565.23	2,565.23
Liabilities:								
Non-Current								
(i) Borrowings	3	36,182.54					36,182.54	36,182.54
Current								
(i) Borrowings		-					-	-
(ii) Trade payables	3	425.49					425.49	425.49
(iii) Other financial liabilities	3	8,365.18					8,365.18	8,365.18
Total		44,973.21	-	-	-	-	44,973.21	44,973.21



The carrying value and fair value of financial instruments by categories as of 31 March 2016 were as follows :

Particulars	Fair value Hierarchy level	Amortised cost	Financial assets/liabilities at fair value through profit or loss		Financial assets/liabilities at fair value through OCI		Total carrying value	Total fair value
			Designated upon initial recognition	Mandatory	Designated upon initial recognition	Mandatory		
Assets:								
Non-Current								
(i) Other Financial Assets	3	9.73					9.73	9.73
Current								
(i) Investments		-					-	-
(ii) Trade receivables	3	-					-	-
(iii) Cash and cash equivalents	3	485.62					485.62	485.62
(iv) Bank balances other than (iii) above	3	7.79					7.79	7.79
(v) Loans	3	24.00					24.00	24.00
(vi) Other Financial Assets	3	7.21					7.21	7.21
Total		534.35	-	-	-	-	534.35	534.35
Liabilities:								
Non-Current								
(i) Borrowings	3	41,043.41					41,043.41	41,043.41
Current								
(i) Borrowings		-					-	-
(ii) Trade payables	3	2,729.82					2,729.82	2,729.82
(iii) Other financial liabilities	3	5,373.69					5,373.69	5,373.69
Total		49,146.92	-	-	-	-	49,146.92	49,146.92



The carrying value and fair value of financial instruments by categories as of 1 April 2015 were as follows :

Particulars	Fair value Hierarchy level	Amortised cost	Financial assets/liabilities at fair value through profit or loss		Financial assets/liabilities at fair value through OCI		Total carrying value	Total fair value
			Designated upon initial recognition	Mandatory	Designated upon initial recognition	Mandatory		
Assets:								
Non-Current								
(i) Other Financial Assets	3	0.86					0.86	0.86
Current								
(i) Investments							-	-
(ii) Trade receivables	3	11,867.86					11,867.86	11,867.86
(iii) Cash and cash equivalents	3	3.90					3.90	3.90
(iv) Bank balances other than (iii) above	3	3.89					3.89	3.89
(v) Loans	3	0.35					0.35	0.35
(vi) Other Financial Assets	3	117.23					117.23	117.23
Total		11,994.09	-	-	-	-	11,994.09	11,994.09
Liabilities:								
Non-Current								
(i) Borrowings	3	45,939.81					45,939.81	45,939.81
Current								
(i) Borrowings		2,178.70					2,178.70	
(ii) Trade payables	3	1,921.79					1,921.79	1,921.79
(iii) Other financial liabilities	3	14,701.70					14,701.70	14,701.70
Total		64,742.00	-	-	-	-	64,742.00	62,563.30

Fair value hierarchy

Level 1 -Quoted prices (unadjusted) in active markets for identical assets or liabilities


Level 2-Inputs other than quoted prices included within Level 1 that are observable for the asset or liability, either directly (i.e. as prices) or indirectly (i.e. derived from prices).

Level 3-Inputs for the assets or liabilities that are not based on observable market data (unobservable inputs).

Notes :

(i) The carrying amounts of Current financial assets and Current financial liabilities are considered to be the same as their fair values due to their short term nature.

(ii) Fair value of Non-current Borrowings and Other non-current financial assets are based on discounted cash flows using a current lending rate



Everest Power Private Limited
 Notes forming part of the financial statements for the year ended March 31, 2017
 (All amounts are in Rupees in Lakhs except share data or otherwise stated)

35. Capital and Financial risk management objectives and policies

A. Capital management

For the purpose of the Company's capital management, capital includes issued equity capital, compulsorily convertible preference shares and all other equity reserves attributable to the equity holders. The primary objective of the Company's capital management is to maximise the shareholder value. The Company manages its capital structure in consideration to the changes in economic conditions and the requirements of the financial covenants. The Company monitors capital using a gearing ratio, which is net debt divided by total equity plus net debt. The Company includes within net debt, borrowings including interest accrued on borrowings, trade and other payables, less cash and short-term deposits.

	March 31, 2017	March 31, 2016	April 01, 2015
Borrowings including interest accrued on borrowings	44,119.64	45,946.03	60,947.79
Trade & other payables	903.75	6,009.30	3,901.90
Less: cash and bank balances	290.61	485.62	3.90
Net debt	44,732.78	51,469.71	64,845.79
Equity	31,810.03	31,810.03	31,810.03
Other Equity	(13,123.59)	(13,766.66)	(11,730.82)
Total Equity	18,686.44	18,043.37	20,079.21
Gearing ratio (Net Debt/ Total Equity)	2.39	2.85	3.23

In order to achieve this overall objective, the Company's capital management, amongst other things, aims to ensure that it meets financial covenants attached to the interest-bearing loans and borrowings that define capital structure requirements. Breaches in meeting the financial covenants would permit the bank to immediately call loans and borrowings.

B. Financial Risk Management Framework

The Company's principal financial liabilities, comprise loans and borrowings, trade and other payables. The main purpose of these financial liabilities is to finance the Company's operations. The Company's principal financial assets include Bank deposits and cash & cash equivalents. The Company is exposed primarily to Credit Risk, Liquidity Risk and Market risk, which may adversely impact the fair value of its financial instruments. The Company assesses the unpredictability of the financial environment and seeks to mitigate potential adverse effects on the financial performance of the Company.

(i) Credit Risk

Credit risk is the risk that counterparty will not meet its obligations under a financial instrument or customer contract, leading to a financial loss. Credit risk encompasses of both, the direct risk of default and the risk of deterioration of creditworthiness as well as concentration of risks. Credit risk is controlled by analyzing credit limits and creditworthiness of customers on a continuous basis to whom the credit has been granted after obtaining necessary approvals for credit. Financial instruments that are subject to concentrations of credit risk principally consist of cash and cash equivalents, bank deposits and other financial assets. None of the financial instruments of the Company result in material concentration of credit risk.

Exposure to credit risk:

The carrying amount of financial assets represents the maximum credit exposure. The maximum exposure to credit risk was Rs. 2,531.75 as at March 31, 2017 (Rs.534.35 as at March 31, 2016 and Rs.11,994.09 as at April 01, 2015) being the total of the carrying amount of financial assets.


(i) Year ended 31 March, 2017:

(a) Expected credit loss for financial assets where general model is applied

Particulars	Asset group	Estimated gross carrying amount at default	Expected probability of default	Expected credit loss of (Impairment)	Carrying amount net of provision
Financial assets for which credit risk has not increased significantly since initial recognition					
Loss allowance measured at 12 month expected credit losses	Other financial assets	9.59	0.00%	-	9.59
	Loans	17.09	0.00%	-	17.09

(b) Expected credit loss for trade receivables and unbilled revenue under simplified approach

Particulars	Less than or equal to 6 months	More than 6 months	Total
Gross carrying amount	2,236.43	-	2,236.43
Expected credit loss rate	0.00%	0.00%	-
Expected credit loss (loss allowance provision)	-	-	-
Carrying amount of trade receivables	2,236.43	-	2,236.43



(ii) Year ended 31 March, 2016:

(a) Expected credit loss for financial assets where general model is applied

Particulars	Asset group	Estimated gross carrying amount at default	Expected probability of default	Expected credit loss	Carrying amount net of provision
Financial assets for which credit risk has not increased significantly since initial recognition					
Loss allowance measured at 12 month expected credit losses	Other financial assets	13.97	0.00%	-	13.97
	Loans	24.00	0.00%	-	24.00

(b) Expected credit loss for trade receivables and unbilled revenue under simplified approach

Particulars	Less than or equal to 6 months	More than 6 months	Total
Gross carrying amount	-	-	-
Expected credit loss rate	0.00%	0.00%	-
Expected credit loss (loss allowance provision)	-	-	-
Carrying amount of trade receivables	-	-	-

(iii) Year ended 01 April, 2015:

(a) Expected credit loss for financial assets where general model is applied

Particulars	Asset group	Estimated gross carrying amount at default	Expected probability of default	Expected credit loss	Carrying amount net of provision
Financial assets for which credit risk has not increased significantly since initial recognition					
Loss allowance measured at 12 month expected credit losses	Other financial assets	14.58	0.00%	-	14.58
	Loans	24.00	0.00%	-	24.00

(b) Expected credit loss for trade receivables and unbilled revenue under simplified approach

Particulars	Less than or equal to 6 months	More than 6 months	Total
Gross carrying amount	11,867.86	-	11,867.86
Expected credit loss rate	0.00%	0.00%	-
Expected credit loss (loss allowance provision)	-	-	-
Carrying amount of trade receivables	11,867.86	-	11,867.86

(iv) Reconciliation of Loss allowance provision

Reconciliation of loss allowance	Financial assets for which credit risk has not increased significantly since initial recognition	Financial assets for which credit risk has increased significantly
	Loss allowance measured at 12 month expected losses	Loss allowance measured at Life time expected credit losses
Loss allowance as at April 01, 2015	-	-
Add/(Less):		
Modification is contractual cash flows that do not result in derecognition	-	-
Changes in measurement from 12 month to life time expected credit losses and vice versa	-	-
Loss allowance as at March 31, 2016	-	-
Modification is contractual cash flows that do not result in derecognition	-	-
Changes in measurement from 12 month to life time expected credit losses and vice versa	-	-
Loss allowance as at March 31, 2017	-	-

Significant estimates and judgements

Impairment of financial assets

i) Financial instruments and cash deposits

Credit risk from balances with banks and financial institutions is managed by the Company's treasury department in accordance with the Company's policy. Investments of surplus funds are made only with approved counterparties and within credit limits assigned to each counterparty. Counterparty credit limits are reviewed by the Company's management on an annual basis, and may be updated throughout the year. The limits are set to minimise the concentration of risks and therefore mitigate financial loss through counterparty's potential failure to make payments.



(ii) Liquidity Risk

Liquidity risk refers to the risk that the Company cannot meet its financial obligations. The objective of liquidity risk management is to maintain sufficient liquidity and ensure that funds are available for use as per requirements. The Company manages liquidity risk by maintaining adequate reserves, banking facilities and reserve borrowing facilities, by continuously monitoring forecast and actual cash flows, and by matching the maturity profiles of financial assets and liabilities. The table below summarises the maturity profile of the Company's financial liabilities based on contractual undiscounted payments.

	On Demand	in next 12 months	>1 year	Total
Year ended March 31, 2017				
Borrowings	3,030.55	4,906.55	36,182.54	44,119.64
Other financial liabilities	349.33	78.75	-	428.08
Trade and other payables	123.69	301.80	-	425.49
	<u>3,503.58</u>	<u>5,287.09</u>	<u>36,182.54</u>	<u>44,973.21</u>
Year ended March 31, 2016				
Borrowings	-	4,902.62	41,043.41	45,946.03
Other financial liabilities	367.06	104.01	-	471.07
Trade and other payables	123.14	2,606.68	-	2,729.82
	<u>490.20</u>	<u>7,613.31</u>	<u>41,043.41</u>	<u>49,146.92</u>
Year ended April 01, 2015				
Borrowings	10,100.13	4,907.85	45,939.81	60,947.79
Other financial liabilities	1,389.10	483.32	-	1,872.42
Trade and other payables		1,921.79		1,921.79
	<u>11,489.23</u>	<u>7,312.96</u>	<u>45,939.81</u>	<u>64,742.00</u>

(iii) Market Risk

Market risk is the risk that the fair value or future cash flows of a financial instrument will fluctuate because of changes in market prices. Such changes in the values of financial instruments may result from changes in the interest rates, credit, foreign currency exchange rates, liquidity and other market changes. The Company's exposure to market risk is primarily on account of interest rates.


Interest rate risk

Interest rate risk is the risk that the fair value or future cash flows of a financial instrument will fluctuate because of change in market interest rates. The Company's exposure to the risk of changes in market interest rates relates primarily to the Company's debt obligations with floating interest rates.

Interest rate sensitivity

The following table demonstrates the sensitivity to a reasonably possible change in interest rates on that portion of loans and borrowings effected with all other variables held constant:

	Impact on Profit before tax		Impact on Other components of equity	
	31-Mar-17	31-Mar-16	31-Mar-17	31-Mar-16
Interest rates-increase by 50 basis points	(212)	(230)	-	-
Interest rates-decrease by 50 basis points	212	230	-	-





Everest Power Private Limited
 Notes forming part of the financial statements for the year ended March 31, 2017
 (All amounts are in Rupees in Lakhs except share data or otherwise stated)

36 : Effect of Ind AS adoption on balance sheet as at March 31, 2016 and April 1, 2015

The Company's management had previously issued its audited financial statements for the year ended March 31, 2016 that were prepared in accordance with the accounting principles generally accepted in India, including the Accounting Standards specified under section 133 of the Companies Act, 2013 read with Rule 7 of the Companies (Accounts) Rules, 2014 (Previous GAAP). With effect from April 1, 2016, the Company is required to prepare its financial statements under the Indian Accounting Standards (Ind AS) prescribed under section 133 of the Companies Act, 2013 read with rule 3 of the Companies (Indian Accounting Standards) Rules, 2015 and the Companies (Accounting Standards) Amendment Rules, 2016. Accordingly, the Company has prepared financial statements which comply with Ind AS applicable for periods ending on March 31, 2017, together with the comparative period data as at and for the year ended 31 March 2016, as described in the summary of significant accounting policies. In preparing these financial statements, the Company's opening balance sheet was prepared as at 1 April 2015, the Company's date of transition to Ind AS. This note explains the principal adjustments made by the Company in restating its Indian GAAP financial statements, including the balance sheet as at 1 April 2015 and the financial statements as at and for the year ended 31 March 2016.

	Notes	As at March 31, 2016			As at April 1, 2015		
		(End of last period presented under previous GAAP)			(Date of transition)		
		Previous GAAP*	Effect of transition to Ind AS	As per Ind AS balance sheet	Previous GAAP*	Effect of transition to Ind AS	As per Ind AS balance sheet
Non-current assets							
Property, plant and equipment	i	77,524.82	(1,438.27)	76,086.55	81,820.06	(1,456.15)	80,363.91
Intangible assets		0.13	-	0.13	0.24	-	0.24
Financial Assets							
(a) Other Financial Assets		9.73	-	9.73	0.86	-	0.86
Other non-current assets		11.90	1,114.68	1,126.58	45.14	1,114.68	1,159.82
Total non-current assets		77,546.58	(323.59)	77,222.99	81,866.30	(341.47)	81,524.83
Current Assets							
Inventories		94.94	-	94.94	45.17	-	45.17
Financial Assets							
(a) Trade receivables		-	-	-	11,867.86	-	11,867.86
(b) Cash and cash equivalents		485.62	-	485.62	3.90	-	3.90
(c) Bank balances other than (ii) above		7.79	-	7.79	3.89	-	3.89
(d) Loans		24.00	-	24.00	0.35	-	0.35
(e) Other Financial Assets		7.21	-	7.21	117.23	-	117.23
Current tax assets		208.67	-	208.67	-	-	-
Other current assets		139.59	30.66	170.25	488.83	30.66	519.49
Total current assets		967.82	30.66	998.48	12,527.23	30.66	12,557.89
Total assets		78,514.40	(292.93)	78,221.47	94,393.53	(310.81)	94,082.72
Equity							
Equity share capital		31,810.03	-	31,810.03	31,810.03	-	31,810.03
Other equity	i, ii, iv	(13,741.94)	(24.72)	(13,766.66)	(11,713.09)	(17.73)	(11,730.82)
Total equity (share holders' funds under previous GAAP)		18,068.09	(24.72)	18,043.37	20,096.94	(17.73)	20,079.21
Non-current liabilities							
Financial Liabilities							
(a) Borrowings	ii	41,299.36	(255.95)	41,043.41	46,223.76	(283.95)	45,939.81
Provisions		22.94	-	22.94	21.28	-	21.28
Deferred tax liabilities (Net)	iv	6,797.04	(12.26)	6,784.78	6,940.94	(9.13)	6,931.81
Total non-current liabilities		48,119.34	(268.21)	47,851.13	53,185.98	(293.08)	52,892.90
Current liabilities							
Financial Liabilities							
(a) Borrowings		-	-	-	2,178.70	-	2,178.70
(b) Trade payables		2,729.82	-	2,729.82	1,921.79	-	1,921.79
(c) Other financial liabilities		5,373.69	-	5,373.69	14,701.70	-	14,701.70
Other current liabilities		1,415.05	-	1,415.05	1,398.47	-	1,398.47
Provisions		-	-	-	802.26	-	802.26
Current Tax Liabilities (Net)		2,808.41	-	2,808.41	107.69	-	107.69
Total current liabilities		12,326.97	-	12,326.97	21,110.61	-	21,110.61
Total equity and liabilities		78,514.40	(292.93)	78,221.47	94,393.53	(310.81)	94,082.72



Effect of Ind AS adoption on the Statement of profit and loss for the year ended March 31, 2016

Particulars	Note	Year ended March 31, 2016		
		(End of last period presented under previous GAAP)		
		Previous GAAP ¹	Effect of transition to Ind AS	Ind AS
INCOME				
Revenue from operations		13,708.14		13,708.14
Other income (net)		16.35		16.35
Total income		13,724.49	-	13,724.49
EXPENSES				
Employee benefit expense	iii	713.19	3.80	716.99
Finance costs	ii	7,418.41	28.00	7,446.41
Depreciation and amortisation expense	i, ii	4,675.94	(48.53)	4,627.39
Other expenses		3,050.96	30.66	3,081.62
Total expenses		15,858.50	13.91	15,872.41
Profit before tax		(2,134.01)	(13.91)	(2,147.92)
Tax Expense				
Current tax		37.58		37.58
Deferred tax	iv	(142.74)	(4.30)	(147.04)
		(105.16)	(4.30)	(109.46)
Profit for the year		(2,028.86)	(9.61)	(2,038.47)
Other comprehensive income				
A Items that will not be reclassified subsequently to profit or loss				
(a) Remeasurements of the defined benefit plans	iii	-	3.80	3.80
(b) Income tax relating to items that will not be reclassified to profit or loss	iv	-	(1.18)	(1.18)
Total other comprehensive income		-	2.63	2.63
Total comprehensive income for the year		(2,028.86)	(6.99)	(2,035.84)

c. Effect of Ind AS adoption on Equity

Particulars	Notes	As at March 31, 2016	As at April 01, 2015
Total Equity as per previous GAAP		18,068.09	20,096.94
Add:			
Amortisation of transaction costs on borrowings	ii	(36.98)	(26.87)
Excess depreciation charged on project related assets	i	-	-
Deferred Tax Impact	ivf	12.26	9.13
Total Equity as per Ind AS		18,043.37	20,079.21



c. Effect of Ind AS adoption on Total comprehensive income

Particulars	Notes	For the year ended March 31, 2016
Total profit as per previous GAAP		(2,028.86)
Add:		
Amortisation of transaction costs on borrowings	ii	(10.11)
Excess depreciation charged on project related assets	i	-
Deferred Tax Impact	iv	3.12
Remeasurements of defined employee benefit (net of tax)	iii	(2.63)
Profit as per Ind As		(2,038.47)
Remeasurements of defined employee benefit (net of tax)	iii	2.63
Total comprehensive income as per Ind AS		(2,035.84)

Notes to first time Ind AS adoption

i) Ind AS 109 requires transaction costs incurred towards origination of borrowings to be deducted from the carrying amount of borrowings on initial recognition. These costs are recognised in the profit or loss over the tenure of the borrowing as part of interest expense by applying the effective interest rate method.

Under previous GAAP, these transaction costs were capitalised. Accordingly borrowings as at March 31, 2016 have been reduced by Rs 255.95 (April 01, 2015 : Rs 283.95) with a corresponding adjustment to property plant and equipment amounting to Rs 282.93 as at March 31, 2016 (April 01, 2015 : Rs 310.81) and retained earnings amounting to Rs 36.98 as at March 31, 2016 (April 01, 2015 : Rs 26.87). The profit for the year ended March 31, 2016 reduced by Rs 28.00 as a result of the additional interest expense and increased by 17.89 as a result of depreciation on the capitalised interest expense. The net impact on profit was Rs. 10.11.

ii) Under previous GAAP, leasehold land was capitalised as part of Property, plant and equipment. Whereas under Ind AS, lease of land is assessed as an operating lease and accordingly amortised on a straight line over the period of lease. Hence, the amount capitalised as at March 31, 2016 Rs. 1,114.68 (April 01, 2015: 1,145.34) has been reclassified as prepaid rent under Other non-current as at March 31, 2016 Rs. 1,084.02 (April 01, 2015: 1,114.68) and other current assets as at March 31, 2016 Rs. 30.66 (April 01, 2015: 30.66). An amount of Rs. 30.66 has been reclassified as other expense from depreciation and amortisation for the year ended March 31, 2016. There is no impact on total equity.

iii) Under Previous GAAP, remeasurement of employee benefits are recorded entirely in statement of profit and loss, whereas under Ind AS they are presented in the statement of Other comprehensive income. As a result the profit for the year ended March 31, 2016 has reduced by Rs. 3.80 as a result of increase in employee benefit expenses with a corresponding impact on the Other comprehensive income for the year ended March 31, 2016 of Rs. 3.80.

iv) The various transitional adjustments lead to temporary differences. According to the accounting policies, the company has to account for tax impact on such differences. Deferred tax adjustments are recognised in correlation to the underlying transaction either in retained earnings or a separate component of equity.

For Manohar Chowdhry & Associates
Chartered Accountants
FRN.: 0019973

M.V. Naveen
Partner
M No: 235029



Place: Gurugram
Date: 22-09-2017



For and on behalf of the Board of Directors

Dr. C.R. Prasad
Chairman & Managing Director
DIN - 00481764

S.S. Jaiswal
Director
DIN - 60074514

Deepak Mishra
Company Secretary
ACS : 34175



Manohar Chowdhry & Associates

CHARTERED ACCOUNTANTS

CERTIFICATE

We, M/s. Manohar Chowdhry & Associates, Chartered Accountants, the Statutory Auditors of M/s. Everest Power Private Limited, having its Registered office at First House, Bhumian Estate, Nav Bahar Bhumian Road, Chotta Shimla, Shimla- 171002, Himachal Pradesh have examined the financial statements, books of accounts and other relevant records of M/s. Everest Power Private Limited ('the Company'). Based on such examination and according to the information and explanation given to us and management representations in this regard, we hereby certify that during the Financial Year 2016-17, the Company had made payment towards terminal Benefits as per the details given below:

Particulars	Amount in Rs.	Remarks
Leave Encashment	7,44,349	Rs.2,44,349/- paid as part of full & final settlement of employees and Rs. 5,00,000/- was paid to an employee of the company, who had withdrawn his leave emoluments.
Ex-gratia	12,39,575	Rs.2,50,995/- paid as part of full & final settlement of employees and Rs. 9,88,580/- paid to the eligible employees of the company towards Bonus for the year.
Total	19,83,924	


Date: 15-11-2017
Place: Gurugram

For M/s. Manohar Chowdhry & Associates
Chartered Accountants
FRN. 001997S

M.V. Naveen

M.V.Naveen
Partner
Membership no. : 235029

Certificate no :17-18/GGN/14/EPPL/3



Plot No. 136, Rider house, Lower ground floor, Sector 44,
Near Apparel house, Gurgaon - 122 002, Haryana
Tel: +91 124 4787090 / 4044821

Chennai • Bengaluru • Dubai • Gurgaon • Hyderabad • Mumbai
Coimbatore • Kochi • Madurai • Mangaluru • Vijayawada • Vizag

Note on Repair & Maintenance Expenses

During FY 2016-17, EPPL has spent Rs.16.28 Crores towards Repair & Maintenance Expenses. The detailed breakup of the same are as follows;

Sr. No.	Head	Amount in Rs. Crs.
1	Plant & machinery	2.48
2	Building	0.05
3	Hydraulic works & civil works	6.81
4	Line cable & network	0.03
5	Vehicles	0.02
6	Furniture & fixtures	0.02
7	Office equipment's	0.03
8	Operating expenses	6.86
	Total (in Rs. Crore)	16.28



1) Plant & Machinery:

Details of actual expenditure under the head of Plant & Machinery for FY 2016-17 is summarized in the below table

S No.	Particulars	Amount Rs. in Crs	Remarks
i	Spare Parts and Consumables	1.95	<ul style="list-style-type: none"> The spare parts & consumables are covering, needle tips, seat rings/mouth for Turbine nozzles. The cost incurred towards refreshment/repair & HVOF hard coating of two pelton runners. <p>Cost incurred towards purchasing of Generator protection Relay, displacement sensors, mechanical auxiliary equipment consumables and Electrical auxiliaries equipment during FY 2016-17.</p> <ul style="list-style-type: none"> The Cost incurred towards consumption of safety consumables such as gloves, gumboots helmets etc. for Operation & Maintenance team
ii	Oil & Lubricants including Diesel for standby/ emergency backup	0.53	<ul style="list-style-type: none"> The cost incurred towards purchase of lubrication Oil for top up/replacement of hydraulic oils in Turbine Oil Pressure Unit (OPU), transformer oil, Turbine bearing lubricant and grease etc. during FY 2016-17 for effective operation of the plant. The Expenditure incurred towards consumption of diesel in standby/emergency backup power supply system (DG sets), shit vehicles & earthmoving equipment for clearing / maintenance of approach roads during the Plant operation
Total		2.48	

i. Spares & Consumables:

A summary of the spare parts & consumables purchased and consumed for smooth and efficient operation of the Power Plant during FY 2016-17 shown in the below tables and brief justification discussed below.

S No.	Particulars	Amount in Rs. Crs.
i	Spare Parts and Consumables	
a	Hydro Turbine & Generator Spares including runner repair & hard coating charges	0.95
b	Mechanical Auxiliary Equipment spares and consumables	0.39
c	Electrical Auxiliary Equipment spares and consumables	0.54
d	Safety consumables	0.07
Total		1.95





The rivers in the Northern region of India carry significant silt loads especially during monsoon period. Hydroelectric projects located in the Himalayan terrain normally operate with high silt levels during monsoon/rainy season, and high discharge resulted due to snow melt. Silt content in the rivers sometimes increases so much that hydro power stations are often closed down to prevent serious damage to the turbines parts and other appurtenant components.

Excessive wear and damage often occurs on the runner labyrinths, nozzle body and mouth rings etc. Wear due to silt occurs so fast that the turbine units have to be taken out for repair every few months in some stations. The use of turbine parts coated with or made from hard material with harder and erosion resistant properties is the most practical option to be pursued.

Most of the projects located in the Himalayan terrain, such as 1500 MW Nathpa Jhakri Hydro Power Station (NJHPS), 192 MW Allain Duhangan HEP, 86 MW Malana Stage – I, 520 MW Parabathi – III HE projects are being operated with high silt content in the water during monsoon period. Nathpa Jhakri Power Plant stops generation when the silt content in the Satluj River exceeds 5000ppm to contain enormous damages to the Turbine runners & associated components.

The silt particles while passing at high velocity particularly in a high head scheme like Malana-II Power Plant cause erosion in the turbine buckets, Nozzle tips, seat / mouth rings, and Main Inlet Valve (MIV) seals etc. To run the Power Plant efficiently and smoothly these damaged parts are to be replaced during operation also. Nozzle tips, Mouth rings and runner buckets damaged due to high silt content in the water in Malana – II Power Plant as is evident from the photographs below, were repaired/replaced during FY 2016-17.






Photo No-02 : Eroded Mouth rings

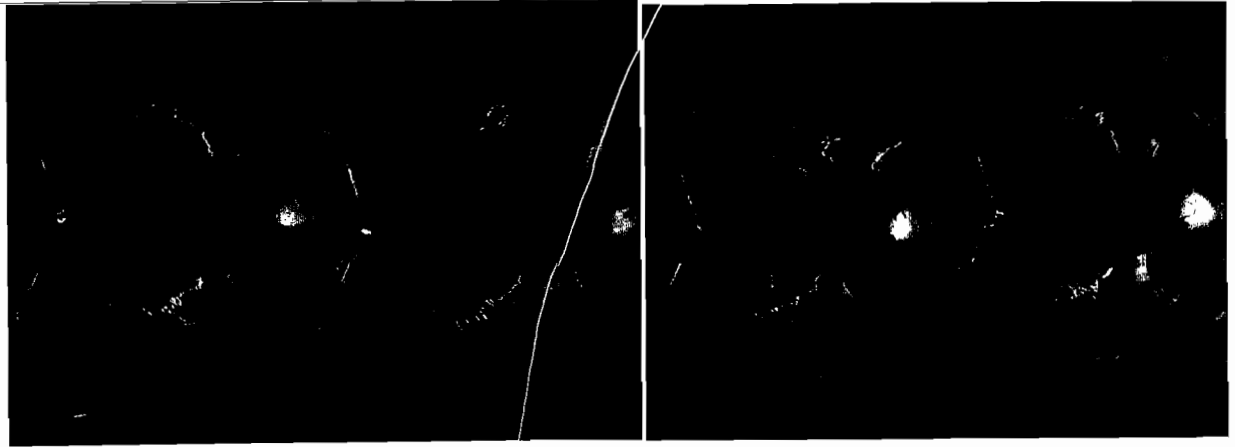



Photo – 03 : Eroded runner buckets

In Malana – II Power Plant, preventive maintenance is being carried out on regular basis to minimize & contain the damages, and in this context following steps are taken.

- i) Check the condition of the surfaces of the runner hub and the blades regularly. Minor damages in the runners are repaired by welding and grinding. Regular inspection & maintenance of underwater parts such as Nozzle bodies, mouth rings, deflectors etc.
- ii) Periodic replacement of eroded mouth rings to minimize erosion of Nozzle Tips.
- iii) Replacement of damaged Nozzles with new/repared & hard coated Nozzles to minimize damages to the runner buckets.
- iv) Periodic inspection of all mechanical & electrical auxiliary equipment's and repair or replacement (wherever required) of worn out parts.

These preventive maintenance measures help in running the Power Plant smoothly & efficiently without any unplanned outage till the annual maintenance shutdown which is taken every year during the months (December – January) when the discharge in the Malana Nalla the minimum.

The damaged runners (2 Nos.) due to cavitation's & wear, damaged Nozzle body & nozzles, shafts are handed over to the Vendor for repair/refurbishment and hard coating & kept as spares for next annual maintenance or if required to replace the damaged components during operation of the Power Plant.



Annual maintenance during FY2016-17 was planned & carried out from 7th December to 3rd January by deploying a Contractor having experience & capabilities to complete the work within the stipulated time schedule. During this period damaged equipment's were replaced with repaired/refurbished equipment's, viz., runner buckets, Nozzles, Nozzle body, mouth rings, and repair of deflectors. 143

Refurbishment of runners included removal of leftover HVOF coating, welding of eroded material in the buckets, Grinding and matching the bucket profile, Non-destructive testing of repaired runner buckets, machining, dynamic balancing, stress releasing and High Velocity Oxygen Fuel (HVOF) Coating.

In addition to the above, MIV metallic & rubber seals, Transducers, nozzle position indicating sensors, O-rings, deflector guide rings etc., were also repaired/replaced during the annual maintenance period as a part of overhauling of main generating plant.


The cost of spare parts & consumables along with cost of refurbishment of the runners; repaired/replaced MIV Water Seals, Sliding and Fixed seals, MIV runner seals and piston transducers, nozzle body and nozzle Cover etc., during the FY 2016-17 have been covered under this head.

b. Mechanical & Electrical Auxiliary equipment spares and consumables:

Mechanical Auxiliary equipment's consist of Cooling Water System, HVAC System, Fire protection system, Compressed Air system, Governors, Oil storage and purification system etc.

During Operation and Annual Maintenance some of the spare parts and consumables such as oil filters, air filters, bearings, gauges & instruments welding and general consumables, nut bolts etc. had been replaced. All mechanical auxiliary equipment's needs regular maintenance during plant operation and overhauling during annual maintenance period for safe and smooth operation of main generating plant. The cost of all the mechanical spare parts and consumables incurred during FY 2016-17 has been captured under the head of Mechanical Auxiliary equipment spares and consumables.

Electrical Auxiliary Plant consists of lightening system, SCADA, Relays, backup /emergency battery bank and chargers, switchyard and substation equipment, control, monitoring & instrumentation system, etc. Some of the electrical components need replacement during operation period for safe and efficient operations of electrical auxiliaries. During operation of the project 11Kv/12KV



Lightening Arresters, were replaced during 2016-17. Illumination/lighting consumables, protection consumables and general electrical consumable items including fittings, different capacity ballasts, switches, cables, HRC fuses, connectors etc. were also replaced/ repaired during the operation of the plant during FY 2016-17.

For safe and effective plant operations digital protection system relay for main generating plant has been replaced during the operation period because of non-function of existing relay due to malfunctioning of the electronic Ve2 card. The cost of all such electrical spares parts and consumables including protection relay system incurred has been captured under the head of Electrical Auxiliaries equipment spares and consumables.

c. Safety consumables:


The safety consumables are generally needed during regular operations of the plant. Under this head the cost of refilling of fire extinguisher, spares parts of extinguisher, consumables including gloves, gumboot, helmet, rain coats and nose mask etc., were covered.

ii. Oil & Lubricants including Diesel for standby/ emergency backup

Oil & Lubricants and Diesel:

As explained in the earlier submissions, in any modern Hydro Electric station most of the control systems are designed with hydraulically operated systems. In Malana – II HEP Hydraulic oil/ lubricating oil is used in Main Inlet Valve's Oil Pressure Units (OPU), Governing Oil Pressure Units, Dam Radial Gates Oil Pressure Units, Generator bearings, and Turbine Bearings etc. During Plant operation, hydraulic oil topping up is carried out regularly to maintain required levels in the OPU for safe and trouble free operation.

In addition to above Transformer Oil required for Generator Transformers, Station Aux Transformers, 132/220 KV step-up substation transformers located at LILO substation at Chhaur needs topping up and sometimes additional filling during preventive maintenance works. Other lubrication oils such as Engine oils, Grease, gear oil, vacuum oil and lubrication oil for various bearing etc. also been consumed for various mechanical auxiliary equipment during the plant operations. A total of Rs 0.13 Cr. cost incurred towards purchase of lubrication oils including Turbine Oil, Heavy Duty Coolant, Gear Oil & transformer oil during FY 2016-17.



The standby power supply system/Emergency power supply system is mandatory for Hydro Electric Power stations to conduct Black-start operation as per the direction of Grid master. The standby power supply system/Emergency power supply system will also supply power to main auxiliary equipment such as lighting, Ventilation system, control panels etc., during the event of emergency conditions such as grid power is not available due to grid failure or transmission line breakdown or any other events which causes stoppage of non-availability of power supply.

Malana – II Power Plant is using various capacity Diesel Generators (125 KVA, 62.5 KVA & 725 KVA) as an emergency backup power/ alternative power supply systems for safe plant operations. Apart from the above, diesel is also required for daily communication of shift vehicles, for transportation of O&M manpower to various locations of the plant and for running earth moving equipment like JCB, Excavators, loader, compressors, dumpers etc. used for project roads cleaning/maintenance. During FY 2016-17 cost incurred towards consumption of diesel was Rs 0.40 Cr.

2) Building:

Expenditure incurred towards office building maintenance etc. is covered under the building head.


S.No	Particulars	Amount in Rs. Crs.
1	Building	0.05

3) Civil, Infrastructure & Hydraulic Components Repair and maintenance works:

Details of expenditure incurred for repair of project hydraulic works & civil works are given below:

In Rs. Crores

S.No	Particulars	Actuals for FY 2015-16	Remarks
1	Hydraulic works & civil works	6.81	<ul style="list-style-type: none"> Repair & restoration of damaged access roads/pathways and slope protection works at various locations during rainy season and winter seasons in the FY 2016-17; Expenditure incurred due to works carried for the various maintenance of hydraulic structures viz., surge shaft and pressure shaft, Dam complex and water conductor system during Annual maintenance period to reliability and safety of the hydraulic structures;




Details of expenditure incurred during FY 2016-17 on various components of hydraulic and civil structures are given below:

<i>(Rs.in Crores)</i>		
S.No	Particulars	Amount
	Civil & Hydraulic Components Repair and maintenance works	
A	Civil, Infrastructure & Hydraulic structure Component Repair works	
I	Repairing Works of damaged area at Adit-1 & Adit-2, Repairing Works of damaged area at Adit-4,, Left Bank Slope Protection Work at Dam Site etc.	1.64
II	Repair Works providing RCC Culvert, ,providing Cement Concrete Road from Main Gate to Main Access Tunnel, Repair of Damaged Road, Cleaning, Removal of Boulder/muck/debris, Sign boards installation etc.	3.97
III	Re-drilling of drainage holes in the dam complex and installation charges for Dam instrumentation etc.	0.72
IV	Less: Insurance Claim amount received in the FY 2016-17 pertaining to works executed.	(1.75)
	Sub-Total (A)	4.61
B	Annual Maintenance of various civil & Hydro mechanical components	
I	Annual maintenance of various civil & hydro mechanical components such as Surge Shaft, HRT, Dam drainage hole drilling, Installation of instruments at dam site, grouting & Dam radial gates seal replacement / repair.	2.20
	Sub-Total (B)	2.20
	Grand Total (A+B)	6.81

A) Civil, Infrastructure & Hydraulic structure Component Repair works :

During 2016-17 dam site Left Bank/abutment which was failing from last few years particularly during monsoon & snow fall periods was provided with slope stability treatment measures. The abutment was treated with steel reinforced wire mesh anchored with rock bolts on the abutment slope covered with shotcrete. In addition, adequate numbers of drainage holes were drilled & fitted with geotextile to keep entire slope free from pore water pressure increase during recharge of the slope material. The slope treatment remained intact during the subsequent winter and monsoon seasons.

The road from Power House to Dam site passes through very difficult terrain and the protection measures provided on the road side get damaged due frequent landslides during monsoon and snow seasons. In order to maintain accessibility to various project components for operation & maintenance of the project, EPPL needs to maintain the approach roads and their associated protection works throughout the year. In view of the above, EPPL engaged contractor for maintenance of roads, rectification of damaged portion of retaining/protection works, etc. within the project area.



In view of safety of Dam structure, drainage hole provided in the dam complex are re drilled for removal of filled materials in the holes. In addition to the vibrating wire piezometer are provided in the drainage gallery and same was connected to Data Acquisition System (DAS) for continues recording and monitoring of data from the drainage gallery.

Total cost incurred after adjustment of Rs 1.75 Crs receded against the previous completed works is Rs 4.61 Cr., towards maintenance of various infrastructure & civil / hydraulic works during FY 2016-17.

B) Annual Maintenance of various civil & Hydro mechanical components :

During Plant annual maintenance period the various Hydro mechanical equipment's (i.e. Seal replacement of both Radial gates, preventive maintenance of radial gates) Maintenance of HP & LP compressors and cooling water system etc. was carried to ensure a smooth operation during the ensuing monsoon season.

Hydraulic structures including Water Conductor System:

Dam Complex: Repair and replacement of radial gate seals. Cleaning and maintenance of Power Intake Structure, trash rack & emergency gates seals. Cleaning of drainage gallery and drain holes through drilling. Checking and calibration / repair / replacement of gauge & instruments etc.

Head Race Tunnel (HRT): Inspection of the entire HRT was carried out and extensive consolidation grouting was carried out in selective areas to consolidate the rock mass and make the tunnel water leakage proof.

Surge Shaft: Extensive grouting of the Surge Shaft was carried out by drilling 5m long & 32mm dia grout holes at 1.5 m regular interval.


Pressure Shaft: Inspection of Steel Liner for identification of cracks / defects and repairs by welding ASTM plates.

The cost incurred towards the annual maintenance works of the hydro-mechanical / electrical equipment's during FY 2016-17 was Rs 2.95 Cr.

4) Line cable & network/Transmission Line:

An expenditure of Rs 0.03 Crs was incurred during FY 2016-17 towards maintenance of 132kV double circuit transmission line extending from project Switchyard to 132/220kV LILO Substation located at Chhaur.

S.No	Particulars	Amount in Rs.Crs.
1	Line cable & network/Transmission Line	0.03
Total		0.03



5) Vehicle:

An amount of Rs. 0.02 Cr. incurred towards repair and maintenance of vehicles during FY 2016-17.

S.No	Particulars	Amount in Rs. Crs.
1	Vehicles	0.02
Total		0.02

6) Furniture & Fixture:

EPPL purchased and installed some of the items require for staff colony at project site. The cost incurred during the FY 2016-17 for all the items is Rs. 0.02 Cr. is captured under this head.

S.No	Particulars	Amount in Rs. Crs.
1	Furniture & fixtures	0.02
Total		0.02

7) Office Equipment:


An amount of Rs 0.03 Cr. incurred towards the office equipment_repair and maintenance (i.e. Service/maintenance of Motorola handsets used for communication and repairing of the repeater installed at dam site for communication purpose during FY 2016-17.

S.No	Particulars	Amount in Rs. Crs.
1	Office Equipment	0.03
Total		0.03

8) Operating expenses :

An amount of Rs. 6.86 Cr. was paid to the Operation & Maintenance Contractor under the head of Plant Operation Expenses for the Operation & Maintenance services rendered at Project for the FY 2016-17.

S.No	Particulars	Amount in Rs. Crs.
1	Operating Expenses	6.86
Total		6.86




Note on Administrative & General Expenses for FY 2016-17

During FY 2016-17, EPPL has spent Rs.8.77 Crores towards Administrative & General Expenses. The detailed breakup of the same are as follows;

Details of the Administration & General Expenses during FY 2016-17

S.No	Particulars	Amount In Rs. Crs.
1.	Audit Fee including Cost Audit & Internal Audit Fee*	0.21
2.	Fee paid to Regulatory Bodies*	0.11
3.	Rent, Rates & Taxes	1.65
4.	Insurance	2.45
5.	Telephone, Postage & Telegrams	0.13
6.	Consultancy Fee	0.29
7.	Technical fee	0.78
8.	Other Professional Charges	1.13
9.	Conveyance & Travel Expenses	0.67
10.	Electricity & Water Charges	0.46
11.	Other Expenses	0.81
12.	Freight	0.07
	Total	8.77

*the same may be considered as per the applicable regulation.



1. Audit Fee including Cost Audit & Internal Audit Fee

The details of the audit fee are given in the following table:

Particulars	Amount in Rs.	Remarks
Audit Fee	11,73,225	The fee paid as a statutory requirement. (The said amount shown in Note no. 25 of the balance sheet under the head Auditor Remuneration)
IFC Fee	5,17,500	
Cost Auditor Fee	50,750	The fee paid as a statutory requirement. (The said amount shown in Note no. 25 of the balance sheet under the head Legal & Professional Charges)
Internal Auditor Fee	4,03,250	Fee paid to internal auditor including service tax. (The said amount shown in Note no. 25 of the balance sheet under the head Legal & Professional Charges)
Total	21,44,725	

2. Fee paid to Regulatory Bodies


The details of the fee to various regulatory authorities for various petitions / IAs / appeals:

Particulars	Amount in Rs.	Remarks
Paid to PSERC	5,00,000	Paid towards Filing of Tariff Petition for FY 2015-16 (True Up). (The said amount shown in Note no. 25 of the balance sheet under the head Rates & Taxes).
Paid to PSERC	5,10,000	Paid towards Filing of Multi Year Tariff Petition before Hon'ble PSERC for the control period FY 2017-18 to FY 2019-20. (The said amount shown in Note no. 25 of the balance sheet under the head Rates & Taxes).
Paid to PSERC	20,000	Filing Fee for IA. (The said amount shown in Note no. 25 of the balance sheet under the head Rates & Taxes).
Paid to MOP	1,00,000	Filing Fee for appeal before APTEL. (The said amount shown in Note no. 25 of the balance sheet under the head Rates & Taxes).
Total	11,30,000	

3. Rent, Rates & Taxes

The details of taxes / duties paid to statutory authorities:

Particulars	Amount in Rs.	Remarks
Entry Tax to H.P.	11,59,327	Paid to GoHP towards entry tax on material/spares etc. movement
Electricity duty	1,833	Electricity duty for DG Set from April 2016 to March 17
Fee for Consent to Operate.	3,20,000	Statutory payment under Water (Prevention & Control of Pollution) Act, 1974 and Air (Prevention & Control of Pollution) Act, 1981.
Fee for Factory License,	50,020	Statutory payments to renew




151

Particulars	Amount in Rs.	Remarks
Diesel License		licenses.
Charges for Vehicle Permit Fee , Toll Tax and etc	84,115	Statutory Payments required for Movement of Vehicles and Others
Charges for Renewal of License and Others	1,37,939	Renewal of SAP License and others
Charges for water testing, Grain Seize, Oil, Gas, Calibration Testing Charges	3,26,215	Statutory testing requirements for Plant
ROC filing fee	8,946	Statutory fee paid to Registrar of Companies under the Companies Act
Professional Tax & Service Tax on Work Contract & Other	12,079	Mandatory taxes
Rent- Offices (Shimla, Gurgaon, Delhi & Hyderabad)	71,73,374	Rent charges for Registered Office, Corporate Offices
Rent- Guest House (Gurgaon & Transit camp)	41,22,104	Rent charges for Guest House at Gurgaon and Transit Camp in HP.
Amortization Lease hold land	30,67,430	Amortization expense transferred to rent expense
Total	1,64,63,382	

4. Insurance

The details of the amount paid towards various insurance policies are given below:

Particulars	Amount in Rs.	Remarks
Operation Policy	2,43,62,419	Premium towards Comprehensive operational policy. Essential for HEPs as they are exposed to much greater uncertainties and risks even during operational stage.
Cash in Transit	2,299	Insurance premium p.a. towards Cash in Transit covering risk up to Rs.2,00,000/-
Vehicles	5,718	Insurance premium p.a. for the Ambulance owned by EPPL.
Workmen Compensation	6,653	Per Annum Insurance premium
Director & Officers Liability	93,972	Insurance premium p.a. for covering the risk of the Directors' decisions
Fixed Assets	9,202	Insurance premium p.a. for the coverage of the fixed assets
Material Transit	15,292	Insurance premium p.a. towards Material in Transit
Total	2,44,95,555	



5. Telephone, Postage & Telegrams

The details of the amount incurred under the head are as follows:

Particulars	Amount in Rs.	Remarks
Charges for telephone expenses	8,31,947	Telephone charges at all offices of the company and reimbursement of employee telephone charges used for official purposes.
Charges for Postage	2,01,080	General courier and postage charges
V-Sat Expenses	2,90,069	Communication charge between NRLDC and Power House for mandatory sharing of operation data.
Total	13,23,096	

6. Consultancy Fee

The details of the expenses incurred towards various consultancy charges are tabulated below:

Particulars	Amount in Rs.	Remarks
Indian Institute of Technology, Roorkee	28,75,000	Physical Model Study of Spillway of Malana-II Hydro Electric Project.
Total	28,75,000	

7. Technical fee


The technical fee expenses includes the fees towards Statutory fees/charges viz., PGCIL-POC charges, Transmission Deviation Charges, UI Revision Charges and UI consumption for Auxiliary / Transmission. Such fees / charges pertain to Scheduling / Dispatching etc. levied as per CERC Regulations.

Particulars	Amount in Rs.	Remarks
UI Consumption for Auxiliary / Transmission	78,08,448	The fees / charges pertain to Scheduling / Dispatching etc. levied as per CERC Regulations.
Total	78,08,448	

8. Other Professional Charges

Details of the expenses incurred under professional charges are given in the table below:

Particulars	Amount in Rs.	Remarks
Legal charges	91,98,485	Legal Counsel fees towards various cases before PSERC, CERC, APTEL Supreme Court, and High Court of Shimla for Land case
Company Secretary	29,750	Search Report Purpose
Charges for Due Diligence Report	34,500	Deligence Report to SBOP, Malan II and Delegate Fee Charges of Workshop on Transformer
Charges for Existing Firefighting Systems & Others	4,14,000	Study of Existing Firefighting System and Existing Ventilation



Particulars	Amount in Rs.	Remarks
		System
Charges for Loan Rating & Legal Opinions	7,58,700	Loan Rating Fee of 25 Crores and IILC Statement of Charges
Charges for Documentation, License & Compliance	1,35,503	Documentation Charges for explosive License, Compliance certificate and Income Tax Matters
Charges for Liaisoning and coordination with Govt. officials	7,00,000	Liaisoning and coordination with Govt. officials and external agencies at Shimla
Actuary Valuation Charges	18,000	Charges towards mandatory actuary valuation for leave encashment and gratuity as per Accounting Standard 15.
Charges for Tax consultant	10,000	Charges paid to Service Tax Consultant
Total	1,12,98,938	

9. Conveyance & Travel Expenses

Details of the amount incurred towards conveyance and travel expenses are as follows:


Particulars	Amount in Rs.	Remarks
Car hire charges including services tax	13,40,894	Taxis hired during official visits / tours
Lease Plan	3,31,736	Lease Vehicles of Lease Plan
Hotel Expenses	1,10,448	Tour expense
Travelling expenses	34,96,096	Tour expense
Reimbursement Charges of employees	14,53,791	Reimbursement of charges to employee
Total	67,32,965	

10. Electricity & Water Charges

Rs. 0.46 crs. has been incurred towards electricity charges towards consumption of electricity at substation, colony & guesthouse.

11. Other Expenses

Details of the expenses booked under the Other Expenses head as under:



Particulars	Amount in Rs.	Remarks
Printing & Stationery	8,95,960	Stationery expense
Security Charges	39,30,306	Security Charges incurred at site for 24x7
Entertainment	6,27,711	Expense incurred on hosting of various dignities & functionaries
Miscellaneous	23,05,260	Major expenses includes: Rs.10,13,796/- towards boarding/lodging expenses at transit camp in Kullu, Himachal Pradesh and guest houses of company. Rs.4,87,080/-towards office Maintenance expense for Delhi, Gurgoan, Site office and Hyderabad office. Rs.1,57,947/- towards payment of Pooja Expenses. Rs.27,580/- Sitting fee paid to directors of

Particulars	Amount in Rs.	Remarks
		the company. Rs.3,18,372/- towards CSR Expenses and Rs.3,00,485/- other Miscellaneous expenses.
Donation & Advertisement	3,73,241	Donation paid towards melas/festivals of local importance at Kullu and Charges towards advertisement given in various magazines/newspapers/banner etc.
Total	81,32,478	

154

12. Freight

Rs. 6,92,940, towards freight charges including service tax towards transportation of material, runner for repair & coating.



Calculation of Weighted Average Rate of Interest


S.No	ROI	Avg Loan	% of Total Loan	WART
	A	B	C	D(B*C)
1	13.40%	18.22	3.96%	0.53%
2	13.40%	26.79	5.82%	0.78%
3	13.40%	0.26	0.06%	0.01%
4	13.40%	0.83	0.18%	0.02%
5	13.46%	12.61	2.74%	0.37%
6	13.49%	1.31	0.28%	0.04%
7	13.51%	0.73	0.16%	0.02%
8	13.53%	4.12	0.90%	0.12%
9	13.64%	0.62	0.13%	0.02%
10	13.69%	7.91	1.72%	0.24%
11	13.70%	34.19	7.43%	1.02%
12	13.70%	1.72	0.37%	0.05%
13	13.73%	1.19	0.26%	0.04%
14	13.80%	2.99	0.65%	0.09%
15	13.95%	0.64	0.14%	0.02%
16	14.00%	3.05	0.66%	0.09%
17	14.00%	16.03	3.48%	0.49%
18	14.00%	3.51	0.76%	0.11%
19	14.00%	8.42	1.83%	0.26%
20	14.00%	3.85	0.84%	0.12%
21	14.00%	11.20	2.43%	0.34%
22	14.00%	4.81	1.05%	0.15%
23	14.00%	3.92	0.85%	0.12%
24	14.00%	55.64	12.09%	1.69%
25	14.00%	4.72	1.02%	0.14%
26	14.00%	6.78	1.47%	0.21%
27	14.00%	7.11	1.55%	0.22%
28	13.75%	7.41	1.61%	0.22%
29	13.52%	7.92	1.72%	0.23%
30	13.70%	8.08	1.75%	0.24%
31	13.70%	8.90	1.93%	0.26%
32	13.72%	26.18	5.69%	0.78%
33	14.00%	9.70	2.11%	0.29%
34	14.00%	9.81	2.13%	0.30%
35	14.00%	15.51	3.37%	0.47%
36	14.46%	25.26	5.49%	0.79%
37	14.36%	10.60	2.30%	0.33%
38	14.15%	19.45	4.23%	0.60%
39	13.79%	43.34	9.42%	1.30%
40	13.70%	24.96	5.42%	0.74%
		460.30		13.85%



Calculation of REC Weighted Average Rate of Interest on Loan for FY 2016-17

Amount in Crs.

S.No.	Name	Op. Date of Loan	Opening Loan Amount (A)	Date of Repayment	No of Days (B)	Rate of Interest (C)	Product of Interest (D=(A*C)*B/365)	Repayment	Closing Balance	Outstanding Balance (E=(A*B/365))
1	Rural Electrification Corporation Ltd.	31-Mar-16	18.41	29-Dec-16	273	13.40%	1.85	0.68	17.73	13.77
2		29-Dec-16	17.73	8-Mar-17	69	13.40%	0.45	0.22	17.51	3.35
3		8-Mar-17	17.51	28-Mar-17	20	13.40%	0.13	0.45	17.06	0.96
4		28-Mar-17	17.06	30-Mar-17	2	13.40%	0.01	-	17.06	0.09
5		30-Mar-17	17.06	31-Mar-17	1	13.40%	0.01	-	17.06	0.05
	Total		18.41		365		2.44	1.35	17.06	18.22
Weighted Average Interest Rate										13.40%



Calculation of REC Weighted Average Rate of Interest on Loan for FY 2016-17

Amount in Crs.

S.No.	Name	Op. Date of Loan	Opening Loan Amount (A)	Date of Repayment	No of Days (B)	Rate of Interest (C)	Product of Interest (D=(A*C)*B/365)	Repayment	Closing Balance	Outstnading Balance (E=(A*B/365))
1	Rural Electrification Corporation Ltd.	31-Mar-16	27.00	29-Dec-16	273	13.40%	2.71	0.66	26.34	20.20
2		29-Dec-16	26.34	8-Mar-17	69	13.40%	0.67	0.66	25.69	4.98
3		8-Mar-17	25.69	28-Mar-17	20	13.40%	0.19	0.66	25.03	1.41
4		28-Mar-17	25.03	30-Mar-17	2	13.40%	0.02	-	25.03	0.14
5		30-Mar-17	25.03	31-Mar-17	1	13.40%	0.01		25.03	0.07
Total			27.00		365		3.59	1.98	25.03	26.79
									Weighted Average Interest Rate	13.40%



Calculation of REC Weighted Average Rate of Interest on Loan for FY 2016-17

Amount in Crs.

S.No.	Name	Op. Date of Loan	Opening Loan Amount (A)	Date of Repayment	No of Days (B)	Rate of Interest (C)	Product of Interest (D=(A*C)*B/365)	Repayment	Closing Balance	Outstnading Balance (E=(A*B/365))
1	Rural Electrification Corporation Ltd.	31-Mar-16	0.26	29-Dec-16	273	13.40%	0.03	0.01	0.25	0.19
2		29-Dec-16	0.25	8-Mar-17	69	13.40%	0.01	0.01	0.25	0.05
3		8-Mar-17	0.25	28-Mar-17	20	13.40%	0.00	0.01	0.24	0.01
4		28-Mar-17	0.24	30-Mar-17	2	13.40%	0.00	-	0.24	0.00
5		30-Mar-17	0.24	31-Mar-17	1	13.40%	0.00		0.24	0.00
	Total		0.26		365		0.03	0.02	0.24	0.26
									Weighted Average Interest Rate	
										13.40%



Calculation of REC Weighted Average Rate of Interest on Loan for FY 2016-17

Amount in Crs.

S.No.	Name	Op. Date of Loan	Opening Loan Amount (A)	Date of Repayment	No of Days (B)	Rate of Interest (C)	Product of Interest (D=(A*C)*B/365)	Repayment	Closing Balance	Outstnading Balance (E=(A*B/365))
1	Rural Electrification Corporation Ltd.	31-Mar-16	0.84	29-Dec-16	273	13.40%	0.08	0.02	0.82	0.63
2		29-Dec-16	0.82	8-Mar-17	69	13.40%	0.02	0.02	0.80	0.15
3		8-Mar-17	0.80	28-Mar-17	20	13.40%	0.01	0.02	0.78	0.04
4		28-Mar-17	0.78	30-Mar-17	2	13.40%	0.00	-	0.78	0.00
5		30-Mar-17	0.78	31-Mar-17	1	13.40%	0.00		0.78	0.00
	Total		0.84		365		0.11	0.06	0.78	0.83
							Weighted Average Interest Rate			13.40%



Calculation of REC Weighted Average Rate of Interest on Loan for FY 2016-17

Amount in Crs.

S.No.	Name	Op. Date of Loan	Opening Loan Amount (A)	Date of Repayment	No of Days (B)	Rate of Interest (C)	Product of Interest (D=(A*C)*B/365)	Repayment	Closing Balance	Outstanding Balance (E=(A*B/365))
1	Rural Electrification Corporation Ltd.	31-Mar-16	12.71	31-May-16	61	13.75%	0.29	-	12.71	2.12
2		31-May-16	12.71	29-Dec-16	212	13.40%	0.99	0.31	12.40	7.38
3		29-Dec-16	12.40	8-Mar-17	69	13.40%	0.31	0.31	12.09	2.34
4		8-Mar-17	12.09	28-Mar-17	20	13.40%	0.09	0.31	11.78	0.66
5		28-Mar-17	11.78	30-Mar-17	2	13.40%	0.01	-	11.78	0.06
6		30-Mar-17	11.78	31-Mar-17	1	13.40%	0.00	-	11.78	0.03
Total			12.71		365		1.70	0.93	11.78	12.61
									Weighted Average Interest Rate	13.46%



Calculation of REC Weighted Average Rate of Interest on Loan for FY 2016-17

Amount in Crs.

S.No.	Name	Op. Date of Loan	Opening Loan Amount (A)	Date of Repayment	No of Days (B)	Rate of Interest (C)	Product of Interest (D=(A*C)*B/365)	Repayment	Closing Balance	Outstnading Balance (E=(A*B/365))
1	Rural Electrification Corporation Ltd.	31-Mar-16	1.32	30-Jun-16	91	13.75%	0.05	-	1.32	0.33
2		30-Jun-16	1.32	29-Dec-16	182	13.40%	0.09	0.03	1.29	0.66
3		29-Dec-16	1.29	8-Mar-17	69	13.40%	0.03	0.03	1.26	0.24
4		8-Mar-17	1.26	28-Mar-17	20	13.40%	0.01	0.03	1.22	0.07
5		28-Mar-17	1.22	30-Mar-17	2	13.40%	0.00	-	1.22	0.01
6		30-Mar-17	1.22	31-Mar-17	1	13.40%	0.00	-	1.22	0.00
	Total		1.32				0.18	0.10	1.22	1.31
							Weighted Average Interest Rate			13.49%



Calculation of REC Weighted Average Rate of Interest on Loan for FY 2016-17

Amount in Crs.


S.No.	Name	Op. Date of Loan	Opening Loan Amount (A)	Date of Repayment	No of Days (B)	Rate of Interest (C)	Product of Interest (D=(A*C)*B/365)	Repayment	Closing Balance	Outstanding Balance (E=(A*B/365))
1	Rural Electrification Corporation Ltd.	31-Mar-16	0.73	27-Jul-16	118	13.75%	0.03	-	0.73	0.24
2		27-Jul-16	0.73	29-Dec-16	155	13.40%	0.04	0.02	0.71	0.31
3		29-Dec-16	0.71	8-Mar-17	69	13.40%	0.02	0.02	0.70	0.13
4		8-Mar-17	0.70	28-Mar-17	20	13.40%	0.01	0.02	0.68	0.04
5		28-Mar-17	0.68	30-Mar-17	2	13.40%	0.00	-	0.68	0.00
6		30-Mar-17	0.68	31-Mar-17	1	13.40%	0.00	-	0.68	0.00
	Total		0.73				0.10	0.05	0.68	0.73
							Weighted Average Interest Rate			13.51%



Calculation of REC Weighted Average Rate of Interest on Loan for FY 2016-17

Amount in Crs.

S.No.	Name	Op. Date of Loan	Opening Loan Amount (A)	Date of Repayment	No of Days (B)	Rate of Interest (C)	Product of Interest (D=(A*C)*B/365)	Repayment	Closing Balance	Outstnading Balance (E=(A*B/365))
1	Rural Electrification Corporation Ltd.	31-Mar-16	4.16	17-Aug-16	139	13.75%	0.22	-	4.16	1.58
2		17-Aug-16	4.16	29-Dec-16	134	13.40%	0.20	0.10	4.06	1.53
3		29-Dec-16	4.06	8-Mar-17	69	13.40%	0.10	0.10	3.95	0.77
4		8-Mar-17	3.95	28-Mar-17	20	13.40%	0.03	0.10	3.85	0.22
5		28-Mar-17	3.85	30-Mar-17	2	13.40%	0.00	-	3.85	0.02
6		30-Mar-17	3.85	31-Mar-17	1	13.40%	0.00	-	3.85	0.01
	Total		4.16				0.56	0.30	3.85	4.12
Weighted Average Interest Rate										13.53%



Calculation of REC Weighted Average Rate of Interest on Loan for FY 2016-17

Amount in Crs.

S.No.	Name	Op. Date of Loan	Opening Loan Amount (A)	Date of Repayment	No of Days (B)	Rate of Interest (C)	Product of Interest (D=(A*C)*B/365)	Repayment	Closing Balance	Outstnading Balance (E=(A*B/365))
1	Rural Electrification Corporation Ltd.	31-Mar-16	0.62	22-Aug-16	144	14.00%	0.03	-	0.62	0.25
2		22-Aug-16	0.62	29-Dec-16	129	13.40%	0.03	0.02	0.61	0.22
3		29-Dec-16	0.61	8-Mar-17	69	13.40%	0.02	0.02	0.59	0.12
4		8-Mar-17	0.59	28-Mar-17	20	13.40%	0.00	0.02	0.58	0.03
5		28-Mar-17	0.58	30-Mar-17	2	13.40%	0.00	-	0.58	0.00
6		30-Mar-17	0.58	31-Mar-17	1	13.40%	0.00	-	0.58	0.00
	Total		0.62				0.08	0.05	0.58	0.62
									Weighted Average Interest Rate	13.64%



Calculation of REC Weighted Average Rate of Interest on Loan For FY 2016-17

Amount in Crs.

S.No.	Name	Op. Date of Loan	Opening Loan Amount (A)	Date of Repayment	No of Days (B)	Rate of Interest (C)	Product of Interest (D=(A*C)*B/365)	Repayment	Closing Balance	Outstnading Balance (E=(A*B/365))
1	Rural Electrification Corporation Ltd.	31-Mar-16	7.97	20-Sep-16	173	14.00%	0.53	-	7.97	3.78
2		20-Sep-16	7.97	29-Dec-16	100	13.40%	0.29	0.19	7.78	2.18
3		29-Dec-16	7.78	8-Mar-17	69	13.40%	0.20	0.19	7.58	1.47
4		8-Mar-17	7.58	28-Mar-17	20	13.40%	0.06	0.19	7.39	0.42
5		28-Mar-17	7.39	30-Mar-17	2	13.40%	0.01	-	7.39	0.04
6		30-Mar-17	7.39	31-Mar-17	1	13.40%	0.00	-	7.39	0.02
	Total		7.97				1.08	0.58	7.39	7.91
							Weighted Average Interest Rate			13.69%



Calculation of REC Weighted Average Rate of Interest on Loan For FY 2016-17

Amount in Crs.

S.No.	Name	Op. Date of Loan	Opening Loan Amount (A)	Date of Repayment	No of Days (B)	Rate of Interest (C)	Product of Interest (D=(A*C)*B/365)	Repayment	Closing Balance	Outstnading Balance (E=(A*B/365))	
1	Rural Electrification Corporation Ltd.	31-Mar-16	34.46	28-Sep-16	181	14.00%	2.39	-	34.46	17.09	
2		28-Sep-16	34.46	29-Dec-16	92	13.40%	1.16	0.84	33.62	8.69	
3		29-Dec-16	33.62	8-Mar-17	69	13.40%	0.85	0.84	32.78	6.36	
4		8-Mar-17	32.78	28-Mar-17	20	13.40%	0.24	0.84	31.94	1.80	
5		28-Mar-17	31.94	30-Mar-17	2	13.40%	0.02	-	31.94	0.18	
6		30-Mar-17	31.94	31-Mar-17	1	13.40%	0.01	-	31.94	0.09	
	Total		34.46				4.68	2.52	31.94	34.19	
									Weighted Average Interest Rate		13.70%



Calculation of REC Weighted Average Rate of Interest on Loan FY 2016-17

Amount in Crs.

S.No.	Name	Op. Date of Loan	Opening Loan Amount (A)	Date of Repayment	No of Days (B)	Rate of Interest (C)	Product of Interest (D=(A*C)*B/365)	Repayment	Closing Balance	Outstnading Balance (E=(A*B/365))
1	Rural Electrification Corporation Ltd.	31-Mar-16	1.73	30-Sep-16	183	14.00%	0.12	-	1.73	0.87
2		30-Sep-16	1.73	29-Dec-16	90	13.40%	0.06	0.04	1.69	0.43
3		29-Dec-16	1.69	8-Mar-17	69	13.40%	0.04	0.04	1.65	0.32
4		8-Mar-17	1.65	28-Mar-17	20	13.40%	0.01	0.04	1.60	0.09
5		28-Mar-17	1.60	30-Mar-17	2	13.40%	0.00	-	1.60	0.01
6		30-Mar-17	1.60	31-Mar-17	1	13.40%	0.00	-	1.60	0.00
	Total		1.73				0.24	0.13	1.60	1.72
							Weighted Average Interest Rate			13.70%



Calculation of REC Weighted Average Rate of Interest on Loan For 2016-17

Amount in Crs.

S.No.	Name	Op. Date of Loan	Opening Loan Amount (A)	Date of Repayment	No of Days (B)	Rate of Interest (C)	Product of Interest (D=(A*C)*B/365)	Repayment	Closing Balance	Outstnading Balance (E=(A*B/365)
1	Rural Electrification Corporation Ltd.	31-Mar-16	1.20	19-Oct-16	202	14.00%	0.09	-	1.20	0.67
2		19-Oct-16	1.20	29-Dec-16	71	13.40%	0.03	0.03	1.17	0.23
3		29-Dec-16	1.17	8-Mar-17	69	13.40%	0.03	0.03	1.15	0.22
4		8-Mar-17	1.15	28-Mar-17	20	13.40%	0.01	0.03	1.12	0.06
5		28-Mar-17	1.12	30-Mar-17	2	13.40%	0.00	-	1.12	0.01
6		30-Mar-17	1.12	31-Mar-17	1	13.40%	0.00	-	1.12	0.00
	Total		1.20				0.16	0.09	1.12	1.19
							Weighted Average Interest Rate			13.73%



Calculation of REC Weighted Average Rate of Interest on Loan For FY 2016-17

Amount in Crs.


S.No.	Name	Op. Date of Loan	Opening Loan Amount (A)	Date of Repayment	No of Days (B)	Rate of Interest (C)	Product of Interest (D=(A*C)*B/365)	Repayment	Closing Balance	Outstnading Balance (E=(A*B/365)
1	Rural Electrification Corporation Ltd.	31-Mar-16	3.01	29-Dec-16	273	14.00%	0.32	0.07	2.94	2.25
2		29-Dec-16	2.94	31-Dec-16	2	14.00%	0.00	-	2.94	0.02
3		31-Dec-16	2.94	8-Mar-17	67	13.15%	0.07	0.07	2.87	0.54
4		8-Mar-17	2.87	28-Mar-17	20	13.15%	0.02	0.07	2.79	0.16
5		28-Mar-17	2.79	30-Mar-17	2	13.15%	0.00	-	2.79	0.02
6		30-Mar-17	2.79	31-Mar-17	1	13.15%	0.00	-	2.79	0.01
	Total		3.01		365		0.41	0.22	2.79	2.99
									Weighted Average Interest Rate 13.80%	



Calculation of REC Weighted Average Rate of Interest on Loan For FY 2016-17

Amount in Crs.

S.No.	Name	Op. Date of Loan	Opening Loan Amount (A)	Date of Repayment	No of Days (B)	Rate of Interest (C)	Product of Interest (D=(A*C)*B/365)	Repayment	Closing Balance	Outstanding Balance (E=(A*B/365))
1	Rural Electrification Corporation Ltd.	31-Mar-16	0.65	29-Dec-16	273	14.00%	0.07	0.02	0.63	0.48
2		29-Dec-16	0.63	8-Mar-17	69	14.00%	0.02	0.02	0.61	0.12
3		8-Mar-17	0.61	11-Mar-17	3	13.15%	0.00	-	0.61	0.01
4		11-Mar-17	0.61	28-Mar-17	17	13.15%	0.00	0.02	0.60	0.03
5		28-Mar-17	0.61	30-Mar-17	2	13.15%	0.00	-	0.61	0.00
6		30-Mar-17	0.61	31-Mar-17	1	13.15%	0.00	-	0.61	0.00
	Total		0.65				0.09	0.05	0.60	0.64
							Weighted Average Interest Rate			13.95%



Calculation of REC Weighted Average Rate of Interest on Loan For FY 2016-17

Amount in Crs.


S.No.	Name	Op. Date of Loan	Opening Loan Amount (A)	Date of Repayment	No of Days (B)	Rate of Interest (C)	Product of Interest (D=(A*C)*B/365)	Repayment	Closing Balance	Outstnading Balance (E=(A*B/365))
1	Rural Electrification Corporation Ltd.	31-Mar-16	3.07	29-Dec-16	273	14.00%	0.32	0.07	3.00	2.30
2		29-Dec-16	3.00	8-Mar-17	69	14.00%	0.08	0.07	2.92	0.57
3		8-Mar-17	2.92	28-Mar-17	20	14.00%	0.02	0.07	2.85	0.16
4		28-Mar-17	2.85	30-Mar-17	2	14.00%	0.00	-	2.85	0.02
5		30-Mar-17	2.85	31-Mar-17	1	13.15%	0.00	-	2.85	0.01
	Total		3.07		365		0.43	0.22	2.85	3.05
							Weighted Average Interest Rate			14.00%



Calculation of REC Weighted Average Rate of Interest on Loan For FY 2016-17

Amount in Crs.

S.No.	Name	Op. Date of Loan	Opening Loan Amount (A)	Date of Repayment	No of Days (B)	Rate of Interest (C)	Product of Interest (D=(A*C)*B/365)	Repayment	Closing Balance	Outstanding Balance (E=(A*B/365))
1	Rural Electrification Corporation Ltd.	31-Mar-16	16.15	29-Dec-16	273	14.00%	1.69	0.39	15.76	12.08
2		29-Dec-16	15.76	8-Mar-17	69	14.00%	0.42	0.39	15.37	2.98
3		8-Mar-17	15.37	28-Mar-17	20	14.00%	0.12	0.39	14.97	0.84
4		28-Mar-17	14.97	30-Mar-17	2	14.00%	0.01	-	14.97	0.08
5		30-Mar-17	14.97	31-Mar-17	1	14.00%	0.01	-	14.97	0.04
	Total		16.15				2.24	1.18	14.97	16.03
Weighted Average Interest Rate										14.00%



Calculation of REC Weighted Average Rate of Interest on Loan For FY 2016-17

Amount in Crs.

S.No.	Name	Op. Date of Loan	Opening Loan Amount (A)	Date of Repayment	No of Days (B)	Rate of Interest (C)	Product of Interest (D=(A*C)*B/365)	Repayment	Closing Balance	Outstnading Balance (E=(A*B/365))
1	Rural Electrification Corporation Ltd.	31-Mar-16	3.54	29-Dec-16	273	14.00%	0.37	0.09	3.45	2.65
2		29-Dec-16	3.45	8-Mar-17	69	14.00%	0.09	0.09	3.37	0.65
3		8-Mar-17	3.37	28-Mar-17	20	14.00%	0.03	0.09	3.28	0.18
4		28-Mar-17	3.28	30-Mar-17	2	14.00%	0.00	-	3.28	0.02
5		30-Mar-17	3.28	31-Mar-17	1	14.00%	0.00	-	3.28	0.01
	Total		3.54		365		0.49	0.26	3.28	3.51
								Weighted Average Interest Rate		14.00%



Calculation of REC Weighted Average Rate of Interest on Loan For FY 2016-17

Amount in Crs.

S.No.	Name	Op. Date of Loan	Opening Loan Amount (A)	Date of Repayment	No of Days (B)	Rate of Interest (C)	Product of Interest (D=(A*C)*B/365)	Repayment	Closing Balance	Outstnading Balance (E=(A*B/365))	
1	Rural Electrification Corporation Ltd.	31-Mar-16	8.49	29-Dec-16	273	14.00%	0.89	0.21	8.28	6.35	
2		29-Dec-16	8.28	8-Mar-17	69	14.00%	0.22	0.21	8.07	1.57	
3		8-Mar-17	8.07	28-Mar-17	20	14.00%	0.06	0.21	7.87	0.44	
4		28-Mar-17	7.87	30-Mar-17	2	14.00%	0.01	-	7.87	0.04	
5		30-Mar-17	7.87	31-Mar-17	1	14.00%	0.00	-	7.87	0.02	
	Total		8.49				1.18	0.62	7.87	8.42	
									Weighted Average Interest Rate		14.00%



Calculation of REC Weighted Average Rate of Interest on Loan For FY 2016-17

Amount in Crs.

S.No.	Name	Op. Date of Loan	Opening Loan Amount (A)	Date of Repayment	No of Days (B)	Rate of Interest (C)	Product of Interest (D=(A*C)*B/365)	Repayment	Closing Balance	Outstnading Balance (E=(A*B/365))
1	Rural Electrification Corporation Ltd.	31-Mar-16	3.88	29-Dec-16	273	14.00%	0.41	0.09	3.78	2.90
2		29-Dec-16	3.78	8-Mar-17	69	14.00%	0.10	0.09	3.69	0.72
3		8-Mar-17	3.69	28-Mar-17	20	14.00%	0.03	0.09	3.59	0.20
4		28-Mar-17	3.59	30-Mar-17	2	14.00%	0.00	-	3.59	0.02
5		30-Mar-17	3.59	31-Mar-17	1	14.00%	0.00	-	3.59	0.01
Total			3.88				0.54	0.28	3.59	3.85
									Weighted Average Interest Rate	14.00%



Calculation of REC Weighted Average Rate of Interest on Loan For FY 2016-17

Amount in Crs.

S.No.	Name	Op. Date of Loan	Opening Loan Amount (A)	Date of Repayment	No of Days (B)	Rate of Interest (C)	Product of Interest (D=(A*C)*B/365)	Repayment	Closing Balance	Outstnading Balance (E=(A*B/365))
1	Rural Electrification Corporation Ltd.	31-Mar-16	11.29	29-Dec-16	273	14.00%	1.18	0.28	11.02	8.45
2		29-Dec-16	11.02	8-Mar-17	69	14.00%	0.29	0.28	10.74	2.08
3		8-Mar-17	10.74	28-Mar-17	20	14.00%	0.08	0.28	10.47	0.59
4		28-Mar-17	10.47	30-Mar-17	2	14.00%	0.01	-	10.47	0.06
5		30-Mar-17	10.47	31-Mar-17	1	14.00%	0.00	-	10.47	0.03
	Total		11.29				1.57	0.83	10.47	11.20
							Weighted Average Interest Rate			14.00%



Calculation of REC Weighted Average Rate of Interest on Loan For FY 2016-17

Amount in Crs.

S.No.	Name	Op. Date of Loan	Opening Loan Amount (A)	Date of Repayment	No of Days (B)	Rate of Interest (C)	Product of Interest (D=(A*C)*B /365)	Repayment	Closing Balance	Outstnading Balance (E=(A*B/365))
1	Rural Electrification Corporation Ltd.	31-Mar-16	4.85	29-Dec-16	273	14.00%	0.51	0.12	4.73	3.63
2		29-Dec-16	4.73	8-Mar-17	69	14.00%	0.13	0.12	4.62	0.90
3		8-Mar-17	4.62	28-Mar-17	20	14.00%	0.04	0.12	4.50	0.25
4		28-Mar-17	4.50	30-Mar-17	2	14.00%	0.00	-	4.50	0.02
5		30-Mar-17	4.50	31-Mar-17	1	14.00%	0.00	-	4.50	0.01
Total			4.85				0.67	0.36	4.50	4.81
									Weighted Average Interest Rate	14.00%



Calculation of REC Weighted Average Rate of Interest on Loan For FY 2016-17

Amount in Crs.

S.No.	Name	Op. Date of Loan	Opening Loan Amount (A)	Date of Repayment	No of Days (B)	Rate of Interest (C)	Product of Interest (D=(A*C)*B/365)	Repayment	Closing Balance	Outstnading Balance (E=(A*B/365))
1	Rural Electrification Corporation Ltd.	31-Mar-16	3.95	29-Dec-16	273	14.00%	0.41	0.10	3.86	2.96
2		29-Dec-16	3.86	8-Mar-17	69	14.00%	0.10	0.10	3.76	0.73
3		8-Mar-17	3.76	28-Mar-17	20	14.00%	0.03	0.10	3.66	0.21
4		28-Mar-17	3.66	30-Mar-17	2	14.00%	0.00	-	3.66	0.02
5		30-Mar-17	3.66	31-Mar-17	1	14.00%	0.00	-	3.66	0.01
Total			3.95				0.55	0.29	3.66	3.92
Weighted Average Interest Rate										14.00%



Calculation of REC Weighted Average Rate of Interest on Loan For FY 2016-17

Amount in Crs.

S.No.	Name	Op. Date of Loan	Opening Loan Amount (A)	Date of Repayment	No of Days (B)	Rate of Interest (C)	Product of Interest (D=(A*C)*B/365)	Repayment	Closing Balance	Outstnading Balance (E=(A*B/365))
1	Rural Electrification Corporation Ltd.	31-Mar-16	56.08	29-Dec-16	273	14.00%	5.87	1.37	54.71	41.94
2		29-Dec-16	54.71	8-Mar-17	69	14.00%	1.45	1.37	53.34	10.34
3		8-Mar-17	53.34	28-Mar-17	20	14.00%	0.41	1.37	51.98	2.92
4		28-Mar-17	51.98	30-Mar-17	2	14.00%	0.04	-	51.98	0.28
5		30-Mar-17	51.98	31-Mar-17	1	14.00%	0.02	-	51.98	0.14
	Total		56.08				7.79	4.10	51.98	55.64
							Weighted Average Interest Rate			14.00%



Calculation of REC Weighted Average Rate of Interest on Loan For FY 2016-17

Amount in Crs.

S.No.	Name	Op. Date of Loan	Opening Loan Amount (A)	Date of Repayment	No of Days (B)	Rate of Interest (C)	Product of Interest (D=(A*C)*B/365)	Repayment	Closing Balance	Outstnading Balance (E=(A*B/365))	
1	Rural Electrification Corporation Ltd.	31-Mar-16	4.75	29-Dec-16	273	14.00%	0.50	0.12	4.64	3.56	
2		29-Dec-16	4.64	8-Mar-17	69	14.00%	0.12	0.12	4.52	0.88	
3		8-Mar-17	4.52	28-Mar-17	20	14.00%	0.03	0.12	4.41	0.25	
4		28-Mar-17	4.41	30-Mar-17	2	14.00%	0.00	-	4.41	0.02	
5		30-Mar-17	4.41	31-Mar-17	1	14.00%	0.00	-	4.41	0.01	
	Total		4.75				0.66	0.35	4.41	4.72	
									Weighted Average Interest Rate		14.00%



Calculation of REC Weighted Average Rate of Interest on Loan For FY 2016-17

Amount in Crs.

S.No.	Name	Op. Date of Loan	Opening Loan Amount (A)	Date of Repayment	No of Days (B)	Rate of Interest (C)	Product of Interest (D=(A*C)*B/365)	Repayment	Closing Balance	Outstnading Balance (E=(A*B/365))
1	Rural Electrification Corporation Ltd.	31-Mar-16	6.84	29-Dec-16	273	14.00%	0.72	0.17	6.67	5.11
2		29-Dec-16	6.67	8-Mar-17	69	14.00%	0.18	0.17	6.50	1.26
3		8-Mar-17	6.50	28-Mar-17	20	14.00%	0.05	0.17	6.34	0.36
4		28-Mar-17	6.34	30-Mar-17	2	14.00%	0.00	-	6.34	0.03
5		30-Mar-17	6.34	31-Mar-17	1	14.00%	0.00	-	6.34	0.02
	Total		6.84				0.95	0.50	6.34	6.78
Weighted Average Interest Rate										14.00%



Calculation of REC Weighted Average Rate of Interest on Loan For FY 2016-17

Amount in Crs.

S.No.	Name	Op. Date of Loan	Opening Loan Amount (A)	Date of Repayment	No of Days (B)	Rate of Interest (C)	Product of Interest (D=(A*C)*B/365)	Repayment	Closing Balance	Outstnading Balance (E=(A*B/365))	
1	Rural Electrification Corporation Ltd.	31-Mar-16	7.17	29-Dec-16	273	14.00%	0.75	0.17	6.99	5.36	
2		29-Dec-16	6.99	8-Mar-17	69	14.00%	0.19	0.17	6.82	1.32	
3		8-Mar-17	6.82	28-Mar-17	20	14.00%	0.05	0.17	6.64	0.37	
4		28-Mar-17	6.64	30-Mar-17	2	14.00%	0.01	-	6.64	0.04	
5		30-Mar-17	6.64	31-Mar-17	1	14.00%	0.00	-	6.64	0.02	
	Total		7.17				1.00	0.52	6.64	7.11	
									Weighted Average Interest Rate		14.00%



Calculation of REC Weighted Average Rate of Interest on Loan For FY 2016-17

Amount in Crs.

S.No.	Name	Op. Date of Loan	Opening Loan Amount (A)	Date of Repayment	No of Days (B)	Rate of Interest (C)	Product of Interest (D=(A*C)*B/365)	Repayment	Closing Balance	Outstnading Balance (E=(A*B/365))
1	Rural Electrification Corporation Ltd.	31-Mar-16	7.47	29-Dec-16	273	13.75%	0.77	0.18	7.29	5.59
2		29-Dec-16	7.29	8-Mar-17	69	13.75%	0.19	0.18	7.11	1.38
3		8-Mar-17	7.11	28-Mar-17	20	13.75%	0.05	0.18	6.93	0.39
4		28-Mar-17	6.93	30-Mar-17	2	13.75%	0.01	-	6.93	0.04
5		30-Mar-17	6.93	31-Mar-17	1	13.75%	0.00	-	6.93	0.02
Total			7.47				1.02	0.55	6.93	7.41
Weighted Average Interest Rate										13.75%



Calculation of REC Weighted Average Rate of Interest on Loan For FY 2016-17

Amount in Crs.

S.No.	Name	Op. Date of Loan	Opening Loan Amount (A)	Date of Repayment	No of Days (B)	Rate of Interest (C)	Product of Interest (D=(A*C)*B/365)	Repayment	Closing Balance	Outstnading Balance (E=(A*B/365))
1	Rural Electrification Corporation Ltd.	31-Mar-16	7.98	7-Aug-16	129	13.75%	0.39	-	7.98	2.82
2		7-Aug-16	7.98	29-Dec-16	144	13.40%	0.42	0.19	7.79	3.15
3		29-Dec-16	7.79	8-Mar-17	69	13.40%	0.20	0.19	7.59	1.47
4		8-Mar-17	7.59	28-Mar-17	20	13.40%	0.06	0.03	7.56	0.42
5		28-Mar-17	7.56	30-Mar-17	2	13.40%	0.01	0.16	7.40	0.04
6		30-Mar-17	7.40	31-Mar-17	1	13.40%	0.00	-	7.40	0.02
	Total		7.98				1.07	0.58	7.40	7.92
									Weighted Average Interest Rate	13.52%



Calculation of REC Weighted Average Rate of Interest on Loan For FY 2016-17

Amount in Crs.

S.No.	Name	Op. Date of Loan	Opening Loan Amount (A)	Date of Repayment	No of Days (B)	Rate of Interest (C)	Product of Interest (D=(A*C)*B/365)	Repayment	Closing Balance	Outstnading Balance (E=(A*B/365))	
1	Rural Electrification Corporation Ltd.	31-Mar-16	8.14	30-Sep-16	183	14.00%	0.57	-	8.14	4.08	
2		30-Sep-16	8.14	29-Dec-16	90	13.40%	0.27	0.20	7.94	2.01	
3		29-Dec-16	7.94	8-Mar-17	69	13.40%	0.20	0.20	7.74	1.50	
4		8-Mar-17	7.74	28-Mar-17	20	13.40%	0.06	-	7.74	0.42	
5		28-Mar-17	7.74	30-Mar-17	2	13.40%	0.01	0.20	7.54	0.04	
6		30-Mar-17	7.54	31-Mar-17	1	13.40%	0.00	-	7.54	0.02	
	Total		8.14				1.11	0.60	7.54	8.08	
									Weighted Average Interest Rate		13.70%



Calculation of REC Weighted Average Rate of Interest on Loan For FY 2016-17

Amount in Crs.

S.No.	Name	Op. Date of Loan	Opening Loan Amount (A)	Date of Repayment	No of Days (B)	Rate of Interest (C)	Product of Interest (D=(A*C)*B/365)	Repayment	Closing Balance	Outstnading Balance (E=(A*B/365))	
1	Rural Electrification Corporation Ltd.	31-Mar-16	8.97	19-Nov-16	233	14.00%	0.80	-	8.97	5.73	
2		19-Nov-16	8.97	29-Dec-16	40	13.15%	0.13	0.22	8.75	0.98	
3		29-Dec-16	8.75	8-Mar-17	69	13.15%	0.22	0.22	8.53	1.65	
4		8-Mar-17	8.53	28-Mar-17	20	13.15%	0.06	-	8.53	0.47	
5		28-Mar-17	8.53	30-Mar-17	2	13.15%	0.01	0.22	8.31	0.05	
6		30-Mar-17	8.31	31-Mar-17	1	13.15%	0.00	-	8.31	0.02	
Total			8.97				1.22	0.66	8.31	8.90	
									Weighted Average Interest Rate		13.70%



Calculation of REC Weighted Average Rate of Interest on Loan For FY 2016-17

Amount in Crs.

S.No.	Name	Op. Date of Loan	Opening Loan Amount (A)	Date of Repayment	No of Days (B)	Rate of Interest (C)	Product of Interest (D=(A*C)*B/365)	Repayment	Closing Balance	Outstanding Balance (E=(A*B/365))	
1	Rural Electrification Corporation Ltd.	31-Mar-16	26.39	29-Nov-16	243	14.00%	2.46	-	26.39	17.57	
2		29-Nov-16	26.39	29-Dec-16	30	13.15%	0.29	0.64	25.74	2.17	
3		29-Dec-16	25.74	8-Mar-17	69	13.15%	0.64	0.64	25.10	4.87	
4		8-Mar-17	25.10	28-Mar-17	20	13.15%	0.18	-	25.10	1.38	
5		28-Mar-17	25.10	30-Mar-17	2	13.15%	0.02	0.64	24.46	0.14	
6		30-Mar-17	24.46	31-Mar-17	1	13.15%	0.01	-	24.46	0.07	
	Total		26.39				3.59	1.93	24.46	26.18	
									Weighted Average Interest Rate		13.72%



Calculation of REC Weighted Average Rate of Interest on Loan For FY 2016-17

Amount in Crs.

S.No.	Name	Op. Date of Loan	Opening Loan Amount (A)	Date of Repayment	No of Days (B)	Rate of Interest (C)	Product of Interest (D=(A*C)*B/365)	Repayment	Closing Balance	Outstnading Balance (E=(A*B/365))
1	Rural Electrification Corporation Ltd.	31-Mar-16	9.77	29-Dec-16	273	14.00%	1.02	0.24	9.54	7.31
2		29-Dec-16	9.54	8-Mar-17	69	14.00%	0.25	0.24	9.30	1.80
3		8-Mar-17	9.30	28-Mar-17	20	14.00%	0.07	-	9.30	0.51
4		28-Mar-17	9.30	30-Mar-17	2	14.00%	0.01	0.24	9.06	0.05
5		30-Mar-17	9.06	31-Mar-17	1	14.00%	0.00	-	9.06	0.02
	Total		9.77				1.36	0.72	9.06	9.70
									Weighted Average Interest Rate	14.00%



Calculation of REC Weighted Average Rate of Interest on Loan For FY 2016-17

Amount in Crs.

S.No.	Name	Op. Date of Loan	Opening Loan Amount (A)	Date of Repayment	No of Days (B)	Rate of Interest (C)	Product of Interest (D=(A*C)*B/365)	Repayment	Closing Balance	Outstnading Balance (E=(A*B/365))	
1	Rural Electrification Corporation Ltd.	31-Mar-16	9.89	29-Dec-16	273	14.00%	1.04	0.24	9.65	7.40	
2		29-Dec-16	9.65	8-Mar-17	69	14.00%	0.26	0.24	9.41	1.82	
3		8-Mar-17	9.41	28-Mar-17	20	14.00%	0.07	-	9.41	0.52	
4		28-Mar-17	9.41	30-Mar-17	2	14.00%	0.01	0.24	9.16	0.05	
5		30-Mar-17	9.16	31-Mar-17	1	14.00%	0.00	-	9.16	0.03	
	Total		9.89				1.37	0.72	9.16	9.81	
									Weighted Average Interest Rate		14.00%



Calculation of REC Weighted Average Rate of Interest on Loan For FY 2016-17

Amount in Crs.

S.No.	Name	Op. Date of Loan	Opening Loan Amount (A)	Date of Repayment	No of Days (B)	Rate of Interest (C)	Product of Interest (D=(A*C)*B/365)	Repayment	Closing Balance	Outstnading Balance (E=(A*B/365))	
1	Rural Electrification Corporation Ltd.	31-Mar-16	15.63	29-Dec-16	273	14.00%	1.64	0.38	15.25	11.69	
2		29-Dec-16	15.25	8-Mar-17	69	14.00%	0.40	0.38	14.87	2.88	
3		8-Mar-17	14.87	28-Mar-17	20	14.00%	0.11	-	14.87	0.81	
4		28-Mar-17	14.87	30-Mar-17	2	14.00%	0.01	0.38	14.49	0.08	
5		30-Mar-17	14.49	31-Mar-17	1	14.00%	0.01	-	14.49	0.04	
	Total		15.63				2.17	1.14	14.49	15.51	
									Weighted Average Interest Rate		14.00%



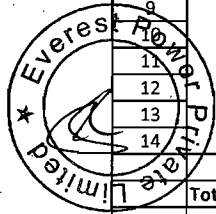
Calculation of Weighted Average Rate of Interest on Loan for FY 2016-17

Amount in Crs.

S.No.	Name	Op. Date of Loan	Opening Loan Amount (A)	Date of Repayment	No of Days (B)	Rate of Interest (C)	Product of Interest (D={A*C}*B/365)	Repayment	Closing Balance	Outstanding Balance (E={A*B/365})
1	Punjab National Bank-1	31-Mar-16	26.23	30-Apr-16	30	13.60%	0.29	-	26.23	2.16
2		30-Apr-16	26.23	31-May-16	31	13.60%	0.30	-	26.23	2.23
3		31-May-16	26.23	24-Jun-16	24	13.85%	0.24	1.25	24.98	1.72
4		24-Jun-16	24.98	30-Jun-16	6	13.85%	0.06	-	24.98	0.41
5		30-Jun-16	24.98	31-Jul-16	31	13.85%	0.29	-	24.98	2.12
6		31-Jul-16	24.98	31-Aug-16	31	13.85%	0.29	-	24.98	2.12
7		31-Aug-16	24.98	30-Sep-16	30	15.10%	0.31	-	24.98	2.05
8		30-Sep-16	24.98	31-Oct-16	31	15.10%	0.32	-	24.98	2.12
9		31-Oct-16	24.98	30-Nov-16	30	15.10%	0.31	-	24.98	2.05
10		30-Nov-16	24.98	31-Dec-16	31	15.10%	0.32	-	24.98	2.12
11		31-Dec-16	24.98	31-Jan-17	31	14.85%	0.32	-	24.98	2.12
12		31-Jan-17	24.98	28-Feb-17	28	14.85%	0.28	-	24.98	1.92
13		28-Feb-17	24.98	27-Mar-17	27	14.85%	0.27	1.25	23.73	1.85
14		27-Mar-17	23.73	31-Mar-17	4	14.85%	0.04	-	23.73	0.26
Total			26.23				3.65	2.50	23.73	25.26
Weighted Average Interest Rate										14.46%

Amount in Crs.

S.No.	Name	Op. Date of Loan	Opening Loan Amount (A)	Date of Repayment	No of Days (B)	Rate of Interest (C)	Product of Interest (D={A*C}*B/365)	Repayment	Closing Balance	Outstanding Balance (E={A*B/365})
1	Punjab National Bank-2	31-Mar-16	10.96	30-Apr-16	30	13.60%	0.12	0	10.96	0.90
2		30-Apr-16	10.96	31-May-16	31	13.60%	0.13	-	10.96	0.93
3		31-May-16	10.96	24-Jun-16	24	13.85%	0.10	0.32	10.64	0.72
4		24-Jun-16	10.64	30-Jun-16	6	13.85%	0.02	-	10.64	0.17
5		30-Jun-16	10.64	31-Jul-16	31	13.85%	0.13	-	10.64	0.90
6		31-Jul-16	10.64	31-Aug-16	31	13.85%	0.13	-	10.64	0.90
7		31-Aug-16	10.64	30-Sep-16	30	13.85%	0.12	-	10.64	0.87
8		30-Sep-16	10.64	31-Oct-16	31	15.10%	0.14	-	10.64	0.90
9		31-Oct-16	10.64	30-Nov-16	30	15.10%	0.13	0.32	10.32	0.87
10		30-Nov-16	10.32	31-Dec-16	31	15.10%	0.13	-	10.32	0.88
11		31-Dec-16	10.32	31-Jan-17	31	14.85%	0.13	-	10.32	0.88
12		31-Jan-17	10.32	28-Feb-17	28	14.85%	0.12	-	10.32	0.79
13		28-Feb-17	10.32	27-Mar-17	27	14.85%	0.11	0.32	10.00	0.76
14		27-Mar-17	10.00	31-Mar-17	4	14.85%	0.02	-	10.00	0.11
Total			10.96				1.52	0.95	10.00	10.60
Weighted Average Interest Rate										14.36%



Calculation of Weighted Average Rate of Interest on Loan For FY 2016-17

Amount in Crs.

S.No.	Name	Op. Date of Loan	Opening Loan Amount (A)	Date of Repayment	No of Days (B)	Rate of Interest (C)	Product of Interest (D=(A*C)*B/365)	Repayment	Closing Balance	Outstnading Balance (E=(A*B/365))
1	State Bank of India	31-Mar-16	20.23	30-Apr-16	30	14.15%	0.24	-	20.23	1.66
2		30-Apr-16	20.23	31-May-16	31	14.15%	0.24	-	20.23	1.72
3		31-May-16	20.23	24-Jun-16	24	14.15%	0.19	0.99	19.23	1.33
4		24-Jun-16	19.23	30-Jun-16	6	14.15%	0.04	-	19.23	0.32
5		24-Jun-16	19.23	31-Jul-16	37	14.15%	0.28	-	19.23	1.95
6		31-Jul-16	19.23	31-Aug-16	31	14.15%	0.23	-	19.23	1.63
7		31-Aug-16	19.23	30-Sep-16	30	14.15%	0.22	-	19.23	1.58
8		30-Sep-16	19.23	31-Oct-16	31	14.15%	0.23	-	19.23	1.63
9		31-Oct-16	19.23	30-Nov-16	30	14.15%	0.22	-	19.23	1.58
10		30-Nov-16	19.23	1-Dec-16	1	14.15%	0.01	0.99	18.24	0.05
11		1-Dec-16	18.24	31-Dec-16	30	14.15%	0.21	-	18.24	1.50
12		31-Dec-16	18.24	31-Jan-17	31	14.15%	0.22	-	18.24	1.55
13		31-Jan-17	18.24	28-Feb-17	28	14.15%	0.20	-	18.24	1.40
14		28-Feb-17	18.24	27-Mar-17	27	14.15%	0.19	0.40	17.84	1.35
15		27-Mar-17	17.84	29-Mar-17	2	14.15%	0.01	0.50	17.34	0.10
16		29-Mar-17	17.84	31-Mar-17	2	14.15%	0.01	-	17.84	0.10
	Total		20.23				2.75	2.89	17.84	19.45
							Weighted Average Interest Rate			14.15%



Calculation of Weighted Average Rate of Interest on Loan For FY 2016-17

Amount in Crs.

S.No.	Name	Op. Date of Loan	Opening Loan Amount (A)	Date of Repayment	No of Days (B)	Rate of Interest (C)	Product of Interest (D=(A*C)*B/365)	Repayment	Closing Balance	Outstanding Balance (E=(A*B/365))
1	IREDA Term Loan-1	31-Mar-16	43.75	30-Nov-16	244	14.00%	4.09	0.98	42.77	29.25
2		30-Nov-16	42.77	29-Dec-16	29	14.00%	0.48	0.16	42.61	3.40
3		29-Dec-16	42.61	31-Dec-16	2	14.00%	0.03	-	42.61	0.23
4		31-Dec-16	42.61	8-Mar-17	67	13.15%	1.03	0.72	41.89	7.82
5		8-Mar-17	41.89	31-Mar-17	23	13.15%	0.35	-	41.89	2.64
	Total		43.75		365		5.98	1.86	41.89	43.34
Weighted Average Interest Rate										13.79%

S.No.	Name	Op. Date of Loan	Opening Loan Amount (A)	Date of Repayment	No of Days (B)	Rate of Interest (C)	Product of Interest (D=(A*C)*B/365)	Repayment	Closing Balance	Outstanding Balance (E=(A*B/365))
1	IREDA Term Loan-2	31-Mar-16	21.34	30-Nov-16	244	14.00%	2.00	0.45	20.88	14.26
2		30-Nov-16	20.88	31-Dec-16	31	14.00%	0.25	-	20.88	1.77
3		31-Dec-16	20.88	8-Mar-17	67	13.15%	0.50	0.22	20.67	3.83
4		31-Dec-16	20.67	28-Mar-17	87	13.15%	0.65	0.24	20.43	4.93
5		28-Mar-17	20.43	31-Mar-17	3	13.15%	0.02	-	20.43	0.17
	Total		21.34				3.42	0.91	20.43	24.96
Weighted Average Interest Rate										13.70%





रुल इलेक्ट्रीफिकेशन कारपोरेशन लिमिटेड
RURAL ELECTRIFICATION CORPORATION LIMITED

(भारत सरकार का उद्यम) (A Government of India Enterprise)

Regd Office: Core-4, SCOPE Complex, 7 Lodhi Road New Delhi 110003

Tele. 24365161 Fax 24360644 Email reccorp@recl.nic.in Gram: RECTRIC

Website: www.recindia.com & www.recindia.nic.in.

CIN: L40101DL1969GOI005095

असंमित ऊर्जा, अनन्त संभावनाएँ
Endless energy. Infinite possibilities.

REC/FIN/LOAN/EPPL/2016-17/ 4991

Date- 21-06-2016

To,

DGM (Finance),

Everest Power Pvt. Ltd.,

2nd Floor, Vijaya Building,

17, Barakhamba Road, Connaught Place,

New Delhi - 110001

Sub: Interest & Principal Demand due on 30/06/2016 of Everest Power Private Limited.

Dear Sir,


Amount of **Rs. 20,03,60,840.00** is due on **30-06-2016** from Everest Power Private Limited towards interest and principal. The breakup of above amount is as below -

Particulars	Amount
Interest for Jun'16	11,75,80,841.00
Principal for Jun'16	8,27,79,999.00
TOTAL	20,03,60,840.00

Kindly arrange to remit the balance amount on or before due date.


Yours faithfully,

Manager (Loans)



Quarterly Interest (Prov.) - EVEREST POWER PVT LTD - Due on 30.06.2016

Sl.No.	Sc Code	Tr No	Category	From Date	To Date	First Disb Date	Debit Amt	Credit Amt	Days	ROI	O/S Bal	Int Amt Due
1	610001	1	HYDRO	31-MAR-2016	01-APR-2016	11-NOV-2006	0	0	2	13.4	188580000	138464
2	610001	1	HYDRO	02-APR-2016	29-JUN-2016	11-NOV-2006	0	4490000	89	13.4	184090000	6014952
3	610001	2	HYDRO	31-MAR-2016	01-APR-2016	12-FEB-2007	0	0	2	13.4	276612000	203101
4	610001	2	HYDRO	02-APR-2016	29-JUN-2016	12-FEB-2007	0	6586000	89	13.4	270026000	8822822
5	610001	3	HYDRO	31-MAR-2016	01-APR-2016	31-DEC-2006	0	0	2	13.4	2647869	1944
6	610001	3	HYDRO	02-APR-2016	29-JUN-2016	31-DEC-2006	0	63045	89	13.4	2584824	84456
7	610001	4	HYDRO	31-MAR-2016	01-APR-2016	31-MAR-2007	0	0	2	13.4	8573032	6295
8	610001	4	HYDRO	02-APR-2016	29-JUN-2016	31-MAR-2007	0	204120	89	13.4	8368912	273446
9	610001	5	HYDRO	31-MAR-2016	01-APR-2016	31-MAY-2007	0	0	2	13.75	130200000	98096
10	610001	5	HYDRO	02-APR-2016	30-MAY-2016	31-MAY-2007	0	3100000	59	13.75	127100000	2824928
11	610001	5	HYDRO	31-MAY-2016	29-JUN-2016	31-MAY-2007	0	0	30	13.4	127100000	1399841
12	610001	6	HYDRO	31-MAR-2016	01-APR-2016	30-JUN-2007	0	0	2	13.75	13529534	10193
13	610001	6	HYDRO	02-APR-2016	29-JUN-2016	30-JUN-2007	0	322132	89	13.75	13207402	442810
14	610001	7	HYDRO	31-MAR-2016	01-APR-2016	27-JUL-2007	0	0	2	13.75	7493033	5645
15	610001	7	HYDRO	02-APR-2016	29-JUN-2016	27-JUL-2007	0	178406	89	13.75	7314627	245240
16	610001	8	HYDRO	31-MAR-2016	01-APR-2016	17-AUG-2007	0	0	2	13.75	42588000	32087
17	610001	8	HYDRO	02-APR-2016	29-JUN-2016	17-AUG-2007	0	1014000	89	13.75	41574000	1393868
18	610001	9	HYDRO	31-MAR-2016	01-APR-2016	22-AUG-2007	0	0	2	14	6397556	4908
19	610001	9	HYDRO	02-APR-2016	29-JUN-2016	22-AUG-2007	0	152323	89	14	6245233	213193
20	610001	10	HYDRO	31-MAR-2016	01-APR-2016	20-SEP-2007	0	0	2	14	81648000	62634
21	610001	10	HYDRO	02-APR-2016	29-JUN-2016	20-SEP-2007	0	1944000	89	14	79704000	2720854
22	610001	11	HYDRO	31-MAR-2016	01-APR-2016	28-SEP-2007	0	0	2	14	353052000	270834
23	610001	11	HYDRO	02-APR-2016	29-JUN-2016	28-SEP-2007	0	8406000	89	14	344646000	11765176
24	610001	12	HYDRO	31-MAR-2016	01-APR-2016	30-SEP-2007	0	0	2	14	17718740	13592
25	610001	12	HYDRO	02-APR-2016	29-JUN-2016	30-SEP-2007	0	421875	89	14	17296865	590463
26	610001	13	HYDRO	31-MAR-2016	01-APR-2016	19-OCT-2007	0	0	2	14	12332626	9461
27	610001	13	HYDRO	02-APR-2016	29-JUN-2016	19-OCT-2007	0	293634	89	14	12038992	410975
28	610001	14	HYDRO	31-MAR-2016	01-APR-2016	31-DEC-2007	0	0	2	14	30854193	23669
29	610001	14	HYDRO	02-APR-2016	29-JUN-2016	31-DEC-2007	0	734624	89	14	30119569	1028191
30	610001	15	HYDRO	31-MAR-2016	01-APR-2016	11-MAR-2008	0	0	2	14	6616378	5076
31	610001	15	HYDRO	02-APR-2016	29-JUN-2016	11-MAR-2008	0	157533	89	14	6458845	220486
32	610001	16	HYDRO	31-MAR-2016	01-APR-2016	31-MAR-2008	0	0	2	14	31474719	24145
33	610001	16	HYDRO	02-APR-2016	29-JUN-2016	31-MAR-2008	0	749398	89	14	30725321	1048870
34	610001	17	HYDRO	31-MAR-2016	01-APR-2016	15-APR-2008	0	0	2	14	165480000	126944
35	610001	17	HYDRO	02-APR-2016	29-JUN-2016	15-APR-2008	0	3940000	89	14	161540000	5514489
36	610001	18	HYDRO	31-MAR-2016	01-APR-2016	30-JUN-2008	0	0	2	14	36269646	27823
37	610001	18	HYDRO	02-APR-2016	29-JUN-2016	30-JUN-2008	0	863563	89	14	35406083	1208657
38	610001	19	HYDRO	31-MAR-2016	01-APR-2016	26-JUL-2008	0	0	2	14	86940000	66694
39	610001	19	HYDRO	02-APR-2016	29-JUN-2016	26-JUL-2008	0	2070000	89	14	84870000	2897206
40	610001	20	HYDRO	31-MAR-2016	01-APR-2016	19-SEP-2008	0	0	2	14	39723236	30473
41	610001	20	HYDRO	02-APR-2016	29-JUN-2016	19-SEP-2008	0	945791	89	14	38777445	1323745
42	610001	21	HYDRO	31-MAR-2016	01-APR-2016	29-SEP-2008	0	0	2	14	115668000	88732
43	610001	21	HYDRO	02-APR-2016	29-JUN-2016	29-SEP-2008	0	2754000	89	14	112914000	3854544
44	610001	22	HYDRO	31-MAR-2016	01-APR-2016	12-DEC-2008	0	0	2	14	49716379	38139
45	610001	22	HYDRO	02-APR-2016	29-JUN-2016	12-DEC-2008	0	1183723	89	14	48532656	1656759
46	610001	23	HYDRO	31-MAR-2016	01-APR-2016	30-SEP-2008	0	0	2	14	40483267	31056
47	610001	23	HYDRO	02-APR-2016	29-JUN-2016	30-SEP-2008	0	963887	89	14	39519380	1349073
48	610001	24	HYDRO	31-MAR-2016	01-APR-2016	29-DEC-2008	0	0	2	14	574476000	440694
49	610001	24	HYDRO	02-APR-2016	29-JUN-2016	29-DEC-2008	0	13678000	89	14	560798000	19143954
50	610001	25	HYDRO	31-MAR-2016	01-APR-2016	31-DEC-2008	0	0	2	14	48698545	37358
51	610001	25	HYDRO	02-APR-2016	29-JUN-2016	31-DEC-2008	0	1159489	89	14	47539056	1622840
52	610001	26	HYDRO	31-MAR-2016	01-APR-2016	31-MAR-2009	0	0	2	14	70049882	53737
53	610001	26	HYDRO	02-APR-2016	29-JUN-2016	31-MAR-2009	0	1667854	89	14	68382028	2334356
54	610001	27	HYDRO	31-MAR-2016	01-APR-2016	30-JUN-2009	0	0	2	14	73434055	56333
55	610001	27	HYDRO	02-APR-2016	29-JUN-2016	30-JUN-2009	0	1748430	89	14	71685625	2447131
56	610001	28	HYDRO	31-MAR-2016	01-APR-2016	30-SEP-2009	0	0	2	13.75	76554699	57678
57	610001	28	HYDRO	02-APR-2016	29-JUN-2016	30-SEP-2009	0	1822731	89	13.75	74731968	2505568
58	610001	29	HYDRO	31-MAR-2016	01-APR-2016	07-AUG-2010	0	0	2	13.75	81784086	61618
59	610001	29	HYDRO	02-APR-2016	29-JUN-2016	07-AUG-2010	0	1947240	89	13.75	79836846	2676722
60	610001	30	HYDRO	31-MAR-2016	01-APR-2016	30-SEP-2010	0	0	2	14	83384049	63966
61	610001	30	HYDRO	02-APR-2016	29-JUN-2016	30-SEP-2010	0	1985335	89	14	81398714	2778707
62	610001	31	HYDRO	31-MAR-2016	01-APR-2016	19-NOV-2010	0	0	2	14	91896000	70496
63	610001	31	HYDRO	02-APR-2016	29-JUN-2016	19-NOV-2010	0	2188000	89	14	89708000	3062361




64	610001	32	HYDRO	31-MAR-2016	01-APR-2016	29-NOV-2010	0	0	2	14	270312000	207363
65	610001	32	HYDRO	02-APR-2016	29-JUN-2016	29-NOV-2010	0	6436000	89	14	263876000	9007931
66	610001	33	HYDRO	31-MAR-2016	01-APR-2016	10-MAY-2011	0	0	2	14	100125066	76808
67	610001	33	HYDRO	02-APR-2016	29-JUN-2016	10-MAY-2011	0	2383930	89	14	97741136	3336588
68	610001	34	HYDRO	31-MAR-2016	01-APR-2016	30-JUN-2011	0	0	2	14	101296600	77707
69	610001	34	HYDRO	02-APR-2016	29-JUN-2016	30-JUN-2011	0	2411824	89	14	98884776	3375628
70	610001	35	HYDRO	31-MAR-2016	01-APR-2016	30-MAR-2012	0	0	2	14	160150809	122855
71	610001	35	HYDRO	02-APR-2016	24-APR-2016	30-MAR-2012	0	3756899	23	14	156393910	1379694
72	610001	35	HYDRO	25-APR-2016	29-JUN-2016	30-MAR-2012	0	56216	66	14	156337694	3957699
Total							0	82780002			3393979997	117580841



Quarterly Repayment (Prov.) - EVEREST POWER PVT LTD - Due on 30.06.2016

Sl.No.	Scheme Code	Tranch No	Category	Due Date	O/S Balance	Instalment No	Amount
1	610001	1	HYDRO	30-JUN-2016	184090000	10/50	4490000
2	610001	2	HYDRO	30-JUN-2016	270026000	10/50	6586000
3	610001	3	HYDRO	30-JUN-2016	2584824	10/50	63044
4	610001	4	HYDRO	30-JUN-2016	8368912	10/50	204120
5	610001	5	HYDRO	30-JUN-2016	127100000	10/50	3100000
6	610001	6	HYDRO	30-JUN-2016	13207402	10/50	322132
7	610001	7	HYDRO	30-JUN-2016	7314627	10/50	178406
8	610001	8	HYDRO	30-JUN-2016	41574000	10/50	1014000
9	610001	9	HYDRO	30-JUN-2016	6245233	10/50	152323
10	610001	10	HYDRO	30-JUN-2016	79704000	10/50	1944000
11	610001	11	HYDRO	30-JUN-2016	344646000	10/50	8406000
12	610001	12	HYDRO	30-JUN-2016	17296865	10/50	421875
13	610001	13	HYDRO	30-JUN-2016	12038992	10/50	293634
14	610001	14	HYDRO	30-JUN-2016	30119569	10/50	734624
15	610001	15	HYDRO	30-JUN-2016	6458845	10/50	157533
16	610001	16	HYDRO	30-JUN-2016	30725321	10/50	749398
17	610001	17	HYDRO	30-JUN-2016	161540000	10/50	3940000
18	610001	18	HYDRO	30-JUN-2016	35406083	10/50	863563
19	610001	19	HYDRO	30-JUN-2016	84870000	10/50	2070000
20	610001	20	HYDRO	30-JUN-2016	38777445	10/50	945791
21	610001	21	HYDRO	30-JUN-2016	112914000	10/50	2754000
22	610001	22	HYDRO	30-JUN-2016	48532656	10/50	1183723
23	610001	23	HYDRO	30-JUN-2016	39519380	10/50	963887
24	610001	24	HYDRO	30-JUN-2016	560798000	10/50	13678000
25	610001	25	HYDRO	30-JUN-2016	47539056	10/50	1159489
26	610001	26	HYDRO	30-JUN-2016	68382028	10/50	1667854
27	610001	27	HYDRO	30-JUN-2016	71685625	10/50	1748430
28	610001	28	HYDRO	30-JUN-2016	74731968	10/50	1822731
29	610001	29	HYDRO	30-JUN-2016	79836846	10/50	1947240
30	610001	30	HYDRO	30-JUN-2016	81398714	10/50	1985334
31	610001	31	HYDRO	30-JUN-2016	89708000	10/50	2188000
32	610001	32	HYDRO	30-JUN-2016	263876000	10/50	6436000
33	610001	33	HYDRO	30-JUN-2016	97741136	10/50	2383930
34	610001	34	HYDRO	30-JUN-2016	98884776	10/50	2411824
35	610001	35	HYDRO	30-JUN-2016	156337694	10/50	3813114
Total					3393979997		82779999





आरईसी
REC

असंमित ऊर्जा, अनंत संभावनाएँ
Endless energy. Infinite possibilities.

रुल इलेक्ट्रीफिकेशन कारपोरेशन लिमिटेड

RURAL ELECTRIFICATION CORPORATION LIMITED

(भारत सरकार का उद्यम) (A Government of India Enterprise)

Regd Office: Core-4, SCOPE Complex, 7 Lodhi Road New Delhi 110003

Tele. 24365161 Fax 24360644 Email reccorp@recl.nic.in Gram: RECTRIC

Website: www.recindia.com & www.recindia.nic.in,

CIN: L40101DL1969GOI005095

REC/FIN/LOAN/EPPL/2016-17/ ४११०

Date- 27-09-2016

To,

DGM (Finance),

Everest Power Pvt. Ltd.,

2nd Floor, Vijaya Building,

17, Barakhamba Road, Connaught Place,

New Delhi - 110001

Sub: Interest & Principal Demand due on 30/09/2016 of Everest Power Private Limited.

Dear Sir,

Amount of **Rs. 28,86,77,927.00** is due on **30-09-2016** from Everest Power Private Limited towards interest and principal. The breakup of above amount is as below -

Everest Power	17-09-2016	30-09-2016	
Particulars	overdue	DIPI	Total
CERSAI CHARGES			1265
Intt Jun'16	44,02,567	25088	44,27,655
Prin Jun'16	8,27,79,999	58967	8,28,38,966
Intt Sep'16			11,86,30,039
Pri Sep'16			8,27,80,002
Total	8,71,82,566	84,055	28,86,77,927



Kindly arrange to remit the balance amount on or before due date.

Yours faithfully,

Manager (Loans)


REC

Rural Electrification Corporation Limited
A Government of India Enterprise




Quarterly Interest (Prov.) - EVEREST POWER PVT LTD - Due on 30.09.2016

Sl.No.	Scheme Code	Tranch No	Category	From Date	To Date	Frst Disb Date	Debit Amount	Credit Amount	Days	ROI	O/S Bal	Int Amount Due
1	610001	1	HYDRO	30-JUN-2016	29-SEP-2016	11-NOV-2006	0	0	92	13.4	184090000	6217703
2	610001	2	HYDRO	30-JUN-2016	29-SEP-2016	12-FEB-2007	0	0	92	13.4	270026000	9120221
3	610001	3	HYDRO	30-JUN-2016	29-SEP-2016	31-DEC-2006	0	0	92	13.4	2584824	87303
4	610001	4	HYDRO	30-JUN-2016	29-SEP-2016	31-MAR-2007	0	0	92	13.4	8368912	282663
5	610001	5	HYDRO	30-JUN-2016	29-SEP-2016	31-MAY-2007	0	0	92	13.4	127100000	4292846
6	610001	6	HYDRO	30-JUN-2016	29-SEP-2016	30-JUN-2007	0	0	92	13.4	13207402	446085
7	610001	7	HYDRO	30-JUN-2016	26-JUL-2016	27-JUL-2007	0	0	27	13.75	7314627	74399
8	610001	7	HYDRO	27-JUL-2016	29-SEP-2016	27-JUL-2007	0	0	65	13.4	7314627	174549
9	610001	8	HYDRO	30-JUN-2016	16-AUG-2016	17-AUG-2007	0	0	48	13.75	41574000	751749
10	610001	8	HYDRO	17-AUG-2016	29-SEP-2016	17-AUG-2007	0	0	44	13.4	41574000	671562
11	610001	9	HYDRO	30-JUN-2016	21-AUG-2016	22-AUG-2007	0	0	53	14	6245233	126958
12	610001	9	HYDRO	22-AUG-2016	29-SEP-2016	22-AUG-2007	0	0	39	13.4	6245233	89418
13	610001	10	HYDRO	30-JUN-2016	19-SEP-2016	20-SEP-2007	0	0	82	14	79704000	2506855
14	610001	10	HYDRO	20-SEP-2016	29-SEP-2016	20-SEP-2007	0	0	10	13.4	79704000	292612
15	610001	11	HYDRO	30-JUN-2016	27-SEP-2016	28-SEP-2007	0	0	90	14	344646000	11897369
16	610001	11	HYDRO	28-SEP-2016	29-SEP-2016	28-SEP-2007	0	0	2	13.4	344646000	253055
17	610001	12	HYDRO	30-JUN-2016	29-SEP-2016	30-SEP-2007	0	0	92	14	17296865	610366
18	610001	13	HYDRO	30-JUN-2016	29-SEP-2016	19-OCT-2007	0	0	92	14	12038992	424828
19	610001	14	HYDRO	30-JUN-2016	29-SEP-2016	31-DEC-2007	0	0	92	14	30119569	1062849
20	610001	15	HYDRO	30-JUN-2016	29-SEP-2016	11-MAR-2008	0	0	92	14	6458845	227918
21	610001	16	HYDRO	30-JUN-2016	29-SEP-2016	31-MAR-2008	0	0	92	14	30725321	1084225
22	610001	17	HYDRO	30-JUN-2016	29-SEP-2016	15-APR-2008	0	0	92	14	161540000	5700370
23	610001	18	HYDRO	30-JUN-2016	29-SEP-2016	30-JUN-2008	0	0	92	14	35406083	1249398
24	610001	19	HYDRO	30-JUN-2016	29-SEP-2016	26-JUL-2008	0	0	92	14	84870000	2994865
25	610001	20	HYDRO	30-JUN-2016	29-SEP-2016	19-SEP-2008	0	0	92	14	38777445	1368366
26	610001	21	HYDRO	30-JUN-2016	29-SEP-2016	29-SEP-2008	0	0	92	14	112914000	3984472
27	610001	22	HYDRO	30-JUN-2016	29-SEP-2016	12-DEC-2008	0	0	92	14	48532656	1712604
28	610001	23	HYDRO	30-JUN-2016	29-SEP-2016	30-SEP-2008	0	0	92	14	39519380	1394547
29	610001	24	HYDRO	30-JUN-2016	29-SEP-2016	29-DEC-2008	0	0	92	14	560798000	19789255
30	610001	25	HYDRO	30-JUN-2016	29-SEP-2016	31-DEC-2008	0	0	92	14	47539056	1677543
31	610001	26	HYDRO	30-JUN-2016	29-SEP-2016	31-MAR-2009	0	0	92	14	68382028	2413043
32	610001	27	HYDRO	30-JUN-2016	29-SEP-2016	30-JUN-2009	0	0	92	14	71685625	2529619
33	610001	28	HYDRO	30-JUN-2016	29-SEP-2016	30-SEP-2009	0	0	92	13.75	74731968	2590026
34	610001	29	HYDRO	30-JUN-2016	06-AUG-2016	07-AUG-2010	0	0	38	13.75	79836846	1142870
35	610001	29	HYDRO	07-AUG-2016	29-SEP-2016	07-AUG-2010	0	0	54	13.4	79836846	1582738
36	610001	30	HYDRO	30-JUN-2016	29-SEP-2016	30-SEP-2010	0	0	92	14	81398714	2872371
37	610001	31	HYDRO	30-JUN-2016	29-SEP-2016	19-NOV-2010	0	0	92	14	89708000	3165586
38	610001	32	HYDRO	30-JUN-2016	29-SEP-2016	29-NOV-2010	0	0	92	14	263876000	9311570
39	610001	33	HYDRO	30-JUN-2016	29-SEP-2016	10-MAY-2011	0	0	92	14	97741136	3449057
40	610001	34	HYDRO	30-JUN-2016	29-SEP-2016	30-JUN-2011	0	0	92	14	98884776	3489413
41	610001	35	HYDRO	30-JUN-2016	29-SEP-2016	30-MAR-2012	0	0	92	14	156337694	5516793
			TOTAL				0	0			3393979997	118630039



Quarterly Repayment (Prov.) - EVEREST POWER PVT LTD - Due on 30.09.2016

Sl.No.	Scheme Code	Tranch No	Category	Due Date	O/S Balance	Instalment No	Amount
1	610001	1	HYDRO	30-SEP-2016	184090000	11/50	4490000
2	610001	2	HYDRO	30-SEP-2016	270026000	11/50	6586000
3	610001	3	HYDRO	30-SEP-2016	2584824	11/50	63045
4	610001	4	HYDRO	30-SEP-2016	8368912	11/50	204120
5	610001	5	HYDRO	30-SEP-2016	127100000	11/50	3100000
6	610001	6	HYDRO	30-SEP-2016	13207402	11/50	322132
7	610001	7	HYDRO	30-SEP-2016	7314627	11/50	178406
8	610001	8	HYDRO	30-SEP-2016	41574000	11/50	1014000
9	610001	9	HYDRO	30-SEP-2016	6245233	11/50	152323
10	610001	10	HYDRO	30-SEP-2016	79704000	11/50	1944000
11	610001	11	HYDRO	30-SEP-2016	344646000	11/50	8406000
12	610001	12	HYDRO	30-SEP-2016	17296865	11/50	421875
13	610001	13	HYDRO	30-SEP-2016	12038992	11/50	293634
14	610001	14	HYDRO	30-SEP-2016	30119569	11/50	734624
15	610001	15	HYDRO	30-SEP-2016	6458845	11/50	157533
16	610001	16	HYDRO	30-SEP-2016	30725321	11/50	749398
17	610001	17	HYDRO	30-SEP-2016	161540000	11/50	3940000
18	610001	18	HYDRO	30-SEP-2016	35406083	11/50	863563
19	610001	19	HYDRO	30-SEP-2016	84870000	11/50	2070000
20	610001	20	HYDRO	30-SEP-2016	38777445	11/50	945791
21	610001	21	HYDRO	30-SEP-2016	112914000	11/50	2754000
22	610001	22	HYDRO	30-SEP-2016	48532656	11/50	1183723
23	610001	23	HYDRO	30-SEP-2016	39519380	11/50	963887
24	610001	24	HYDRO	30-SEP-2016	560798000	11/50	13678000
25	610001	25	HYDRO	30-SEP-2016	47539056	11/50	1159489
26	610001	26	HYDRO	30-SEP-2016	68382028	11/50	1667854
27	610001	27	HYDRO	30-SEP-2016	71685625	11/50	1748430
28	610001	28	HYDRO	30-SEP-2016	74731968	11/50	1822731
29	610001	29	HYDRO	30-SEP-2016	79836846	11/50	1947240
30	610001	30	HYDRO	30-SEP-2016	81398714	11/50	1985335
31	610001	31	HYDRO	30-SEP-2016	89708000	11/50	2188000
32	610001	32	HYDRO	30-SEP-2016	263876000	11/50	6436000
33	610001	33	HYDRO	30-SEP-2016	97741136	11/50	2383930
34	610001	34	HYDRO	30-SEP-2016	98884776	11/50	2411824
35	610001	35	HYDRO	30-SEP-2016	156337694	11/50	3813115
	TOTAL				3393979997		82780002





रुरल इलेक्ट्रीफिकेशन कारपोरेशन लिमिटेड
RURAL ELECTRIFICATION CORPORATION LIMITED

(भारत सरकार का उद्यम) (A Government of India Enterprise)

Regd Office: Core-4, SCOPE Complex, 7 Lodhi Road New Delhi 110003

Tele. 24365161 Fax 24360644 Email reccorp@recl.nic.in Gram: RECTRIC

Website: www.recindia.com & www.recindia.nic.in,

CIN: L40101DL1969GOI005095

REC/FIN/LOAN/EPPL/2016-17/11381

Date- 19-12-2016

To
DGM (Finance),
Everest Power Pvt. Ltd.,
2nd Floor, Vijaya Building,
17, Barakhamba Road, Connaught Place,
New Delhi - 110001

Sub: Interest & Principal Demand due on 31/12/2016 of Everest Power Private Limited.

Dear Sir,

Amount of Rs. 40,58,34,445.00 is due on 31-12-2016 from Everest Power Private Limited towards interest and principal. The breakup of above amount is as below -

Particulars	Amount
Principal due Qtr Jun'16 (Including DIPI)	8,29,16,076.00
Interest due Qtr Sep'16 (Including DIPI)	3,97,13,228.00
Principal due Qtr Sep'16 (Including DIPI)	8,29,16,079.00
Interest due Qtr Dec'16 (Including DIPI)	11,75,09,063.00
Principal due Qtr Dec'16 (Including DIPI)	8,27,79,999.00
Total	40,58,34,445.00


Kindly arrange to remit the balance amount on or before due date.

Yours faithfully,


Manager (Loans)

REC

Rural Electrification Corporation Limited
A Government of India Enterprise



Quarterly Interest (Prov.) - EVEREST POWER PVT LTD - Due on 31.12.2016

Sl.No.	Scheme Code	Tranch No	Category	From Date	To Date	First Disb Date	Debit Amount	Credit Amount	Days	ROI	O/S Bal	Int Amount Due
1	610001	1	HYDRO	30-SEP-2016	28-DEC-2016	11-NOV-2006	0	0	90	13.4	184090000	6082535
2	610001	1	HYDRO	29-DEC-2016	30-DEC-2016	11-NOV-2006	0	6777028	2	13.4	177312972	130191
3	610001	2	HYDRO	30-SEP-2016	28-DEC-2016	12-FEB-2007	0	0	90	13.4	270026000	8921955
4	610001	2	HYDRO	29-DEC-2016	30-DEC-2016	12-FEB-2007	0	6586000	2	13.4	263440000	193430
5	610001	3	HYDRO	30-SEP-2016	28-DEC-2016	31-DEC-2006	0	0	90	13.4	2584824	85405
6	610001	3	HYDRO	29-DEC-2016	30-DEC-2016	31-DEC-2006	0	63044	2	13.4	2521780	1852
7	610001	4	HYDRO	30-SEP-2016	28-DEC-2016	31-MAR-2007	0	0	90	13.4	8368912	276518
8	610001	4	HYDRO	29-DEC-2016	30-DEC-2016	31-MAR-2007	0	204120	2	13.4	8164792	5995
9	610001	5	HYDRO	30-SEP-2016	28-DEC-2016	31-MAY-2007	0	0	90	13.4	127100000	4199523
10	610001	5	HYDRO	29-DEC-2016	30-DEC-2016	31-MAY-2007	0	3100000	2	13.4	124000000	91047
11	610001	6	HYDRO	30-SEP-2016	28-DEC-2016	30-JUN-2007	0	0	90	13.4	13207402	436387
12	610001	6	HYDRO	29-DEC-2016	30-DEC-2016	30-JUN-2007	0	322132	2	13.4	12885270	9461
13	610001	7	HYDRO	30-SEP-2016	28-DEC-2016	27-JUL-2007	0	0	90	13.4	7314627	241683
14	610001	7	HYDRO	29-DEC-2016	30-DEC-2016	27-JUL-2007	0	178406	2	13.4	7136221	5240
15	610001	8	HYDRO	30-SEP-2016	28-DEC-2016	17-AUG-2007	0	0	90	13.4	41574000	1373651
16	610001	8	HYDRO	29-DEC-2016	30-DEC-2016	17-AUG-2007	0	1014000	2	13.4	40560000	29781
17	610001	9	HYDRO	30-SEP-2016	28-DEC-2016	22-AUG-2007	0	0	90	13.4	6245233	206349
18	610001	9	HYDRO	29-DEC-2016	30-DEC-2016	22-AUG-2007	0	152323	2	13.4	6092910	4474
19	610001	10	HYDRO	30-SEP-2016	28-DEC-2016	20-SEP-2007	0	0	90	13.4	79704000	2633508
20	610001	10	HYDRO	29-DEC-2016	30-DEC-2016	20-SEP-2007	0	1944000	2	13.4	77760000	57095
21	610001	11	HYDRO	30-SEP-2016	28-DEC-2016	28-SEP-2007	0	0	90	13.4	344646000	11387482
22	610001	11	HYDRO	29-DEC-2016	30-DEC-2016	28-SEP-2007	0	8406000	2	13.4	336240000	246883
23	610001	12	HYDRO	30-SEP-2016	28-DEC-2016	30-SEP-2007	0	0	90	13.4	17296865	571507
24	610001	12	HYDRO	29-DEC-2016	30-DEC-2016	30-SEP-2007	0	421875	2	13.4	16874990	12390
25	610001	13	HYDRO	30-SEP-2016	18-OCT-2016	19-OCT-2007	0	0	19	14	12038992	87736
26	610001	13	HYDRO	19-OCT-2016	28-DEC-2016	19-OCT-2007	0	0	71	13.4	12038992	313805
27	610001	13	HYDRO	29-DEC-2016	30-DEC-2016	19-OCT-2007	0	293634	2	13.4	11745358	8624
28	610001	14	HYDRO	30-SEP-2016	28-DEC-2016	31-DEC-2007	0	0	90	14	30119569	1039744
29	610001	14	HYDRO	29-DEC-2016	30-DEC-2016	31-DEC-2007	0	734624	2	14	29384945	22542
30	610001	15	HYDRO	30-SEP-2016	28-DEC-2016	11-MAR-2008	0	0	90	14	6458845	222963
31	610001	15	HYDRO	29-DEC-2016	30-DEC-2016	11-MAR-2008	0	157533	2	14	6301312	4834
32	610001	16	HYDRO	30-SEP-2016	28-DEC-2016	31-MAR-2008	0	0	90	14	30725321	1060655
33	610001	16	HYDRO	29-DEC-2016	30-DEC-2016	31-MAR-2008	0	749398	2	14	29975923	22995
34	610001	17	HYDRO	30-SEP-2016	28-DEC-2016	15-APR-2008	0	0	90	14	161540000	5576449
35	610001	17	HYDRO	29-DEC-2016	30-DEC-2016	15-APR-2008	0	3940000	2	14	157600000	120899



36	610001	18	HYDRO	30-SEP-2016	28-DEC-2016	30-JUN-2008	0	0	90	14	35406083	1222237
37	610001	18	HYDRO	29-DEC-2016	30-DEC-2016	30-JUN-2008	0	863563	2	14	34542520	26498
38	610001	19	HYDRO	30-SEP-2016	28-DEC-2016	26-JUL-2008	0	0	90	14	84870000	2929759
39	610001	19	HYDRO	29-DEC-2016	30-DEC-2016	26-JUL-2008	0	2070000	2	14	82800000	63518
40	610001	20	HYDRO	30-SEP-2016	28-DEC-2016	19-SEP-2008	0	0	90	14	38777445	1338619
41	610001	20	HYDRO	29-DEC-2016	30-DEC-2016	19-SEP-2008	0	945791	2	14	37831654	29022
42	610001	21	HYDRO	30-SEP-2016	28-DEC-2016	29-SEP-2008	0	0	90	14	112914000	3897853
43	610001	21	HYDRO	29-DEC-2016	30-DEC-2016	29-SEP-2008	0	2754000	2	14	110160000	84506
44	610001	22	HYDRO	30-SEP-2016	28-DEC-2016	12-DEC-2008	0	0	90	14	48532656	1675374
45	610001	22	HYDRO	29-DEC-2016	30-DEC-2016	12-DEC-2008	0	1183723	2	14	47348933	36322
46	610001	23	HYDRO	30-SEP-2016	28-DEC-2016	30-SEP-2008	0	0	90	14	39519380	1364231
47	610001	23	HYDRO	29-DEC-2016	30-DEC-2016	30-SEP-2008	0	963887	2	14	38555493	29577
48	610001	24	HYDRO	30-SEP-2016	28-DEC-2016	29-DEC-2008	0	0	90	14	560798000	19359054
49	610001	24	HYDRO	29-DEC-2016	30-DEC-2016	29-DEC-2008	0	13678000	2	14	547120000	419708
50	610001	25	HYDRO	30-SEP-2016	28-DEC-2016	31-DEC-2008	0	0	90	14	47539056	1641074
51	610001	25	HYDRO	29-DEC-2016	30-DEC-2016	31-DEC-2008	0	1159489	2	14	46379567	35579
52	610001	26	HYDRO	30-SEP-2016	28-DEC-2016	31-MAR-2009	0	0	90	14	68382028	2360585
53	610001	26	HYDRO	29-DEC-2016	30-DEC-2016	31-MAR-2009	0	1667854	2	14	66714174	51178
54	610001	27	HYDRO	30-SEP-2016	28-DEC-2016	30-JUN-2009	0	0	90	14	71685625	2474627
55	610001	27	HYDRO	29-DEC-2016	30-DEC-2016	30-JUN-2009	0	1748430	2	14	69937195	53650
56	610001	28	HYDRO	30-SEP-2016	28-DEC-2016	30-SEP-2009	0	0	90	13.75	74731968	2533721
57	610001	28	HYDRO	29-DEC-2016	30-DEC-2016	30-SEP-2009	0	1822731	2	13.75	72909237	54932
58	610001	29	HYDRO	30-SEP-2016	28-DEC-2016	07-AUG-2010	0	0	90	13.4	79836846	2637897
59	610001	29	HYDRO	29-DEC-2016	30-DEC-2016	07-AUG-2010	0	1947240	2	13.4	77889606	57190
60	610001	30	HYDRO	30-SEP-2016	28-DEC-2016	30-SEP-2010	0	0	90	13.4	81398714	2689503
61	610001	30	HYDRO	29-DEC-2016	30-DEC-2016	30-SEP-2010	0	1985334	2	13.4	79413380	58309
62	610001	31	HYDRO	30-SEP-2016	18-NOV-2016	19-NOV-2010	0	0	50	14	89708000	1720427
63	610001	31	HYDRO	19-NOV-2016	28-DEC-2016	19-NOV-2010	0	0	40	13.15	89708000	1292778
64	610001	31	HYDRO	29-DEC-2016	30-DEC-2016	19-NOV-2010	0	2188000	2	13.15	87520000	63062
65	610001	32	HYDRO	30-SEP-2016	28-NOV-2016	29-NOV-2010	0	0	60	14	263876000	6072763
66	610001	32	HYDRO	29-NOV-2016	28-DEC-2016	29-NOV-2010	0	0	30	13.15	263876000	2852030
67	610001	32	HYDRO	29-DEC-2016	30-DEC-2016	29-NOV-2010	0	6436000	2	13.15	257440000	185498
68	610001	33	HYDRO	30-SEP-2016	28-DEC-2016	10-MAY-2011	0	0	90	14	97741136	3374078
69	610001	33	HYDRO	29-DEC-2016	30-DEC-2016	10-MAY-2011	0	2383930	2	14	95357206	73151
70	610001	34	HYDRO	30-SEP-2016	28-DEC-2016	30-JUN-2011	0	0	90	14	98884776	3413557
71	610001	34	HYDRO	29-DEC-2016	30-DEC-2016	30-JUN-2011	0	2411824	2	14	96472952	74007
72	610001	35	HYDRO	30-SEP-2016	28-DEC-2016	30-MAR-2012	0	0	90	14	156337694	5396863
73	610001	35	HYDRO	29-DEC-2016	30-DEC-2016	30-MAR-2012	0	3813114	2	14	152524580	117005
				TOTAL			0	85067027			3308912970	117445330



Quarterly Repayment (Prov.) - EVEREST POWER PVT LTD - Due on 31.12.2016

Sl.No.	Scheme Code	Tranch No	Category	Due Date	O/S Balance	Instalment No	Amount
1	610001	1	HYDRO	31-DEC-2016	184090000	12/50	4490000
2	610001	2	HYDRO	31-DEC-2016	270026000	12/50	6586000
3	610001	3	HYDRO	31-DEC-2016	2584824	12/50	63044
4	610001	4	HYDRO	31-DEC-2016	8368912	12/50	204120
5	610001	5	HYDRO	31-DEC-2016	127100000	12/50	3100000
6	610001	6	HYDRO	31-DEC-2016	13207402	12/50	322132
7	610001	7	HYDRO	31-DEC-2016	7314627	12/50	178406
8	610001	8	HYDRO	31-DEC-2016	41574000	12/50	1014000
9	610001	9	HYDRO	31-DEC-2016	6245233	12/50	152323
10	610001	10	HYDRO	31-DEC-2016	79704000	12/50	1944000
11	610001	11	HYDRO	31-DEC-2016	344646000	12/50	8406000
12	610001	12	HYDRO	31-DEC-2016	17296865	12/50	421875
13	610001	13	HYDRO	31-DEC-2016	12038992	12/50	293634
14	610001	14	HYDRO	31-DEC-2016	30119569	12/50	734624
15	610001	15	HYDRO	31-DEC-2016	6458845	12/50	157533
16	610001	16	HYDRO	31-DEC-2016	30725321	12/50	749398
17	610001	17	HYDRO	31-DEC-2016	161540000	12/50	3940000
18	610001	18	HYDRO	31-DEC-2016	35406083	12/50	863563
19	610001	19	HYDRO	31-DEC-2016	84870000	12/50	2070000
20	610001	20	HYDRO	31-DEC-2016	38777445	12/50	945791
21	610001	21	HYDRO	31-DEC-2016	112914000	12/50	2754000
22	610001	22	HYDRO	31-DEC-2016	48532656	12/50	1183723
23	610001	23	HYDRO	31-DEC-2016	39519380	12/50	963887
24	610001	24	HYDRO	31-DEC-2016	560798000	12/50	13678000
25	610001	25	HYDRO	31-DEC-2016	47539056	12/50	1159489
26	610001	26	HYDRO	31-DEC-2016	68382028	12/50	1667854
27	610001	27	HYDRO	31-DEC-2016	71685625	12/50	1748430
28	610001	28	HYDRO	31-DEC-2016	74731968	12/50	1822731
29	610001	29	HYDRO	31-DEC-2016	79836846	12/50	1947240
30	610001	30	HYDRO	31-DEC-2016	81398714	12/50	1985334
31	610001	31	HYDRO	31-DEC-2016	89708000	12/50	2188000
32	610001	32	HYDRO	31-DEC-2016	263876000	12/50	6436000
33	610001	33	HYDRO	31-DEC-2016	97741136	12/50	2383930
34	610001	34	HYDRO	31-DEC-2016	98884776	12/50	2411824
35	610001	35	HYDRO	31-DEC-2016	156337694	12/50	3813114
			Total		3393979997		82779999





रुरल इलेक्ट्रीफिकेशन कारपोरेशन लिमिटेड
RURAL ELECTRIFICATION CORPORATION LIMITED
 (भारत सरकार का उद्यम) (A Government of India Enterprise)
 Regd Office: Core-4, SCOPE Complex, 7 Lodhi Road New Delhi 110003
 Tele. 24365161 Fax: 24360644 Email reccorp@recl.nic.in Gram: RECTRIC
 Website: www.recindia.com & www.recindia.nic.in,
 CIN: L40101DL1969GOI005095

REC/FIN/LOAN/EPPL/2016-17/ 5788

Date- 21-03-2017

To,
 DGM (Finance),
 Everest Power Pvt. Ltd.,
 2nd Floor, Vijaya Building,
 17, Barakhamba Road, Connaught Place,
 New Delhi - 110001

Sub: Interest & Principal Demand due on 31/03/2017 of Everest Power Private Limited.

Dear Sir,

Amount of **Rs. 39,46,26,966.00** is due on **31-03-2017** from Everest Power Private Limited towards interest and principal. The breakup of above amount is as below -

Particulars	Amount
Interest due Qtr Dec'16 (Including DIPI)	11,81,00,981.00
Principal due Qtr Dec'16 (Including DIPI)	8,28,84,324.00
Interest due Qtr Mar'17	11,08,61,659.00
Principal due Qtr Mar'17	8,27,80,002.00
Total	39,46,26,966.00


Kindly arrange to remit the balance amount on or before due date.

Yours faithfully,


 Manager (Loans)

REC

Rural Electrification Corporation Limited
 A Government of India Enterprise



Quarterly Repayment (Prov.) - EVEREST POWER PVT LTD - Due on 31.12.2016

Sl.No.	Scheme Code	Tranch No	Category	Due Date	O/S Balance	Instalment No	Amount
1	610001	1	HYDRO	31-DEC-2016	184090000	12/50	4490000
2	610001	2	HYDRO	31-DEC-2016	270026000	12/50	6586000
3	610001	3	HYDRO	31-DEC-2016	2584824	12/50	63044
4	610001	4	HYDRO	31-DEC-2016	8368912	12/50	204120
5	610001	5	HYDRO	31-DEC-2016	127100000	12/50	3100000
6	610001	6	HYDRO	31-DEC-2016	13207402	12/50	322132
7	610001	7	HYDRO	31-DEC-2016	7314627	12/50	178406
8	610001	8	HYDRO	31-DEC-2016	41574000	12/50	1014000
9	610001	9	HYDRO	31-DEC-2016	6245233	12/50	152323
10	610001	10	HYDRO	31-DEC-2016	79704000	12/50	1944000
11	610001	11	HYDRO	31-DEC-2016	344646000	12/50	8406000
12	610001	12	HYDRO	31-DEC-2016	17296865	12/50	421875
13	610001	13	HYDRO	31-DEC-2016	12038992	12/50	293634
14	610001	14	HYDRO	31-DEC-2016	30119569	12/50	734624
15	610001	15	HYDRO	31-DEC-2016	6458845	12/50	157533
16	610001	16	HYDRO	31-DEC-2016	30725321	12/50	749398
17	610001	17	HYDRO	31-DEC-2016	161540000	12/50	3940000
18	610001	18	HYDRO	31-DEC-2016	35406083	12/50	863563
19	610001	19	HYDRO	31-DEC-2016	84870000	12/50	2070000
20	610001	20	HYDRO	31-DEC-2016	38777445	12/50	945791
21	610001	21	HYDRO	31-DEC-2016	112914000	12/50	2754000
22	610001	22	HYDRO	31-DEC-2016	48532656	12/50	1183723
23	610001	23	HYDRO	31-DEC-2016	39519380	12/50	963887
24	610001	24	HYDRO	31-DEC-2016	560798000	12/50	13678000
25	610001	25	HYDRO	31-DEC-2016	47539056	12/50	1159489
26	610001	26	HYDRO	31-DEC-2016	68382028	12/50	1667854
27	610001	27	HYDRO	31-DEC-2016	71685625	12/50	1748430
28	610001	28	HYDRO	31-DEC-2016	74731968	12/50	1822731
29	610001	29	HYDRO	31-DEC-2016	79836846	12/50	1947240
30	610001	30	HYDRO	31-DEC-2016	81398714	12/50	1985334
31	610001	31	HYDRO	31-DEC-2016	89708000	12/50	2188000
32	610001	32	HYDRO	31-DEC-2016	263876000	12/50	6436000
33	610001	33	HYDRO	31-DEC-2016	97741136	12/50	2383930
34	610001	34	HYDRO	31-DEC-2016	98884776	12/50	2411824
35	610001	35	HYDRO	31-DEC-2016	156337694	12/50	3813114
			Total		3393979997		82779999

12/31/2016


3/8/2017

67 303905

3/8/2017

3/31/2017

23 104325



Quarterly Interest (Prov.) - EVEREST POWER PVT LTD - Due on 31.12.2016

12/31/2016
3/8/2017


3/8/2017
3/31/2017

23

Sl.No.	Scheme Code	Tranch No	Category	From Date	To Date	First Disb Date	Debit Amount	Credit Amount	Days	ROI	O/S Bal	Int Amount Due	DIP1	OVERDUE	Reed Mar 08	Overdue	DIP1	OVERDUE
1	610001	1	HYDRO	30-SEP-2016	28-DEC-2016	11-NOV-2006	0	0	90	13.4	184090000	6082535	171944	6254479	504553	5577982	54129	5631111
2	610001	1	HYDRO	29-DEC-2016	30-DEC-2016	11-NOV-2006	0	6777028	2	13.4	177312972	130191	3680	133871		130191	1263	131454
3	610001	2	HYDRO	30-SEP-2016	28-DEC-2016	12-FEB-2007	0	0	90	13.4	270026000	8921955	252210	9174165		8921955	86580	9008535
4	610001	2	HYDRO	29-DEC-2016	30-DEC-2016	12-FEB-2007	0	6586000	2	13.4	263440000	193430	5468	198898		193430	1877	195307
5	610001	3	HYDRO	30-SEP-2016	28-DEC-2016	31-DEC-2006	0	0	90	13.4	2584824	85405	2414	87819		85405	829	86234
6	610001	3	HYDRO	29-DEC-2016	30-DEC-2016	31-DEC-2006	0	63044	2	13.4	2521780	1852	52	1904		1852	18	1870
7	610001	4	HYDRO	30-SEP-2016	28-DEC-2016	31-MAR-2007	0	0	90	13.4	8368912	276518	7817	284335		276518	2683	279201
8	610001	4	HYDRO	29-DEC-2016	30-DEC-2016	31-MAR-2007	0	204120	2	13.4	8164792	5995	169	6164		5995	58	6053
9	610001	5	HYDRO	30-SEP-2016	28-DEC-2016	31-MAY-2007	0	0	90	13.4	127100000	4199523	118714	4318237		4199523	40753	4240276
10	610001	5	HYDRO	29-DEC-2016	30-DEC-2016	31-MAY-2007	0	3100000	2	13.4	124000000	91047	2574	93621		91047	884	91931
11	610001	6	HYDRO	30-SEP-2016	28-DEC-2016	30-JUN-2007	0	0	90	13.4	13207402	436387	12336	448723		436387	4235	440622
12	610001	6	HYDRO	29-DEC-2016	30-DEC-2016	30-JUN-2007	0	322132	2	13.4	12885270	9461	267	9728		9461	92	9553
13	610001	7	HYDRO	30-SEP-2016	28-DEC-2016	27-JUL-2007	0	0	90	13.4	7314627	241683	6832	248515		241683	2345	244028
14	610001	7	HYDRO	29-DEC-2016	30-DEC-2016	27-JUL-2007	0	178406	2	13.4	7136221	5240	148	5388		5240	51	5291
15	610001	8	HYDRO	30-SEP-2016	28-DEC-2016	17-AUG-2007	0	0	90	13.4	41574000	1373651	38831	1412482		1373651	13330	1386981
16	610001	8	HYDRO	29-DEC-2016	30-DEC-2016	17-AUG-2007	0	1014000	2	13.4	40560000	29781	842	30623		29781	289	30070
17	610001	9	HYDRO	30-SEP-2016	28-DEC-2016	22-AUG-2007	0	0	90	13.4	645233	206349	5833	212182		206349	2002	208351
18	610001	9	HYDRO	29-DEC-2016	30-DEC-2016	22-AUG-2007	0	152323	2	13.4	6092910	4474	126	4600		4474	43	4517
19	610001	10	HYDRO	30-SEP-2016	28-DEC-2016	20-SEP-2007	0	0	90	13.4	79704000	2633508	74445	2707953		2633508	2556	2659064
20	610001	10	HYDRO	29-DEC-2016	30-DEC-2016	20-SEP-2007	0	1944000	2	13.4	77760000	57095	1614	58709		57095	554	57649
21	610001	11	HYDRO	30-SEP-2016	28-DEC-2016	28-SEP-2007	0	0	90	13.4	344646000	11387482	321907	11709389		11387482	110505	1149787
22	610001	11	HYDRO	29-DEC-2016	30-DEC-2016	28-SEP-2007	0	8406000	2	13.4	336240000	246883	6979	253662		246883	2396	249279
23	610001	12	HYDRO	30-SEP-2016	28-DEC-2016	30-SEP-2007	0	0	90	13.4	17296865	571507	16156	587663		571507	5546	577653
24	610001	12	HYDRO	29-DEC-2016	30-DEC-2016	30-SEP-2007	0	421875	2	13.4	16874990	12390	350	12740		12390	120	12510
25	610001	13	HYDRO	30-SEP-2016	18-OCT-2016	19-OCT-2007	0	0	19	14	12038992	87736	2577	90313		87736	885	88621
26	610001	13	HYDRO	19-OCT-2016	28-DEC-2016	19-OCT-2007	0	0	71	13.4	12038992	313805	8871	322676		313805	3045	316850
27	610001	13	HYDRO	29-DEC-2016	30-DEC-2016	19-OCT-2007	0	293634	2	13.4	11745358	8624	244	8868		8624	84	8708
28	610001	14	HYDRO	30-SEP-2016	28-DEC-2016	31-DEC-2007	0	0	90	14	30119569	1039744	30537	1070281		1039744	10483	1050227
29	610001	14	HYDRO	29-DEC-2016	30-DEC-2016	31-DEC-2007	0	734624	2	14	29384945	22542	662	23204		22542	227	22769
30	610001	15	HYDRO	30-SEP-2016	28-DEC-2016	11-MAR-2008	0	0	90	14	6458845	222963	6548	229511		222963	2248	225211
31	610001	15	HYDRO	29-DEC-2016	30-DEC-2016	11-MAR-2008	0	157533	2	14	6301312	4834	142	4976		4834	49	4883
32	610001	16	HYDRO	30-SEP-2016	28-DEC-2016	31-MAR-2008	0	0	90	14	30275231	1060655	31151	1091806		1060655	10694	1071349
33	610001	16	HYDRO	29-DEC-2016	30-DEC-2016	31-MAR-2008	0	749398	2	14	29975923	22995	675	23670		22995	232	23227
34	610001	17	HYDRO	30-SEP-2016	28-DEC-2016	15-APR-2008	0	0	90	14	161540000	5576449	163780	5740229		5576449	56273	5636271
35	610001	17	HYDRO	29-DEC-2016	30-DEC-2016	15-APR-2008	0	3940000	2	14	157600000	120899	3551	124450		120899	1219	122118
36	610001	18	HYDRO	30-SEP-2016	28-DEC-2016	30-JUN-2008	0	0	90	14	35406083	1222237	35897	1258134		1222237	12323	1234560
37	610001	18	HYDRO	29-DEC-2016	30-DEC-2016	30-JUN-2008	0	863563	2	14	34542520	26498	778	27276		26498	267	26765
38	610001	19	HYDRO	30-SEP-2016	28-DEC-2016	26-JUL-2008	0	0	90	14	84870000	2929759	86047	3015906		2929759	29538	2959297
39	610001	19	HYDRO	29-DEC-2016	30-DEC-2016	26-JUL-2008	0	2070000	2	14	82800000	63518	1866	65384		63518	640	64158
40	610001	20	HYDRO	30-SEP-2016	28-DEC-2016	19-SEP-2008	0	0	90	14	38777445	1338519	39315	1377934		1338519	13496	1352115
41	610001	20	HYDRO	29-DEC-2016	30-DEC-2016	19-SEP-2008	0	945791	2	14	37831654	29022	852	29874		29022	283	28315
42	610001	21	HYDRO	30-SEP-2016	28-DEC-2016	29-SEP-2008	0	0	90	14	112914000	3897853	114479	4012332		3897853	39299	3937152
43	610001	21	HYDRO	29-DEC-2016	30-DEC-2016	29-SEP-2008	0	2754000	2	14	110160000	84506	2482	86988		84506	852	85358
44	610001	22	HYDRO	30-SEP-2016	28-DEC-2016	12-DEC-2008	0	0	90	14	48532656	1675374	49226	1724580		1675374	16891	1692655
45	610001	22	HYDRO	29-DEC-2016	30-DEC-2016	12-DEC-2008	0	1183723	2	14	47348913	36322	1067	37389		36322	366	36688
46	610001	23	HYDRO	30-SEP-2016	28-DEC-2016	30-SEP-2008	0	0	90	14	39519380	1364231	40067	1404298		1364231	13754	1379588
47	610001	23	HYDRO	29-DEC-2016	30-DEC-2016	30-SEP-2008	0	963887	2	14	38555493	29577	869	30446		29577	298	29875
48	610001	24	HYDRO	30-SEP-2016	28-DEC-2016	29-DEC-2008	0	0	90	14	560798000	19359054	568573	19927627		19359054	195182	19554236
49	610001	24	HYDRO	29-DEC-2016	30-DEC-2016	29-DEC-2008	0	13678000	2	14	547120000	418708	12327	42033		418708	4232	423940
50	610001	25	HYDRO	30-SEP-2016	28-DEC-2016	31-DEC-2008	0	0	90	14	47329056	1641074	48188	1689723		1641074	16546	1657620
51	610001	25	HYDRO	29-DEC-2016	30-DEC-2016	31-DEC-2008	0	1159489	2	14	46379567	35579	1045	36624		35579	359	35938
52	610001	26	HYDRO	30-SEP-2016	28-DEC-2016	31-MAR-2009	0	0	90	14	68382018	2366585	69330	2429915		2366585	23800	2384385
53	610001	26	HYDRO	29-DEC-2016	30-DEC-2016	31-MAR-2009	0	1667854	2	14	66714174	51178	1503	51681		51178	516	51694
54	610001	27	HYDRO	30-SEP-2016	28-DEC-2016	30-JUN-2009	0	0	90	14	71885625	2474627	72679	2547306		2474627	24950	2499577
55	610001	27	HYDRO	29-DEC-2016	30-DEC-2016	30-JUN-2009	0	1748430	2	14	69937195	53650	1576	55226		53650	541	54191
56	610001	28	HYDRO	30-SEP-2016	28-DEC-2016	30-SEP-2009	0	0	90	13.75	74731968	2533721	73252	2606973		2533721	25146	2558867
57	610001	28	HYDRO	29-DEC-2016	30-DEC-2016	30-SEP-2009	0	1822731	2	13.75	72909217	54932	1588	56520		54932	545	54577
58	610001	29	HYDRO</															

Quarterly Interest (Prov.) - EVEREST POWER PVT LTD - Due on 31.03.2017

Sl.No.	Scheme Code	Tranch No	Category	From Date	To Date	First Disb Date	Debit Amount	Credit Amount	Days	ROI	O/S Bal	Int Amount Due
1	610001	1	HYDRO	31-DEC-2016	07-MAR-2017	11-NOV-2006	0	0	67	13.4	177312972	4361413
2	610001	1	HYDRO	08-MAR-2017	30-MAR-2017	11-NOV-2006	0	2202972	23	13.4	175110000	1478600
3	610001	2	HYDRO	31-DEC-2016	07-MAR-2017	12-FEB-2007	0	0	67	13.4	263440000	6479902
4	610001	2	HYDRO	08-MAR-2017	30-MAR-2017	12-FEB-2007	0	6586000	23	13.4	256854000	2168833
5	610001	3	HYDRO	31-DEC-2016	07-MAR-2017	31-DEC-2006	0	0	67	13.4	2521780	62029
6	610001	3	HYDRO	08-MAR-2017	30-MAR-2017	31-DEC-2006	0	63045	23	13.4	2458735	20761
7	610001	4	HYDRO	31-DEC-2016	07-MAR-2017	31-MAR-2007	0	0	67	13.4	8164792	200832
8	610001	4	HYDRO	08-MAR-2017	30-MAR-2017	31-MAR-2007	0	204120	23	13.4	7960672	67219
9	610001	5	HYDRO	31-DEC-2016	07-MAR-2017	31-MAY-2007	0	0	67	13.4	124000000	3050060
10	610001	5	HYDRO	08-MAR-2017	30-MAR-2017	31-MAY-2007	0	3100000	23	13.4	120900000	1020860
11	610001	6	HYDRO	31-DEC-2016	07-MAR-2017	30-JUN-2007	0	0	67	13.4	12885270	316942
12	610001	6	HYDRO	08-MAR-2017	30-MAR-2017	30-JUN-2007	0	322132	23	13.4	12563138	106081
13	610001	7	HYDRO	31-DEC-2016	07-MAR-2017	27-JUL-2007	0	0	67	13.4	7136221	175531
14	610001	7	HYDRO	08-MAR-2017	30-MAR-2017	27-JUL-2007	0	178406	23	13.4	6957815	58751
15	610001	8	HYDRO	31-DEC-2016	07-MAR-2017	17-AUG-2007	0	0	67	13.4	40560000	997665
16	610001	8	HYDRO	08-MAR-2017	30-MAR-2017	17-AUG-2007	0	1014000	23	13.4	39546000	333920
17	610001	9	HYDRO	31-DEC-2016	07-MAR-2017	22-AUG-2007	0	0	67	13.4	6092910	149869
18	610001	9	HYDRO	08-MAR-2017	30-MAR-2017	22-AUG-2007	0	152323	23	13.4	5940587	50161
19	610001	10	HYDRO	31-DEC-2016	07-MAR-2017	20-SEP-2007	0	0	67	13.4	77760000	1912683
20	610001	10	HYDRO	08-MAR-2017	30-MAR-2017	20-SEP-2007	0	1944000	23	13.4	75816000	640178
21	610001	11	HYDRO	31-DEC-2016	07-MAR-2017	28-SEP-2007	0	0	67	13.4	336240000	8270583
22	610001	11	HYDRO	08-MAR-2017	30-MAR-2017	28-SEP-2007	0	8406000	23	13.4	327834000	2768176
23	610001	12	HYDRO	31-DEC-2016	07-MAR-2017	30-SEP-2007	0	0	67	13.4	16874990	415079
24	610001	12	HYDRO	08-MAR-2017	30-MAR-2017	30-SEP-2007	0	421875	23	13.4	16453115	138927
25	610001	13	HYDRO	31-DEC-2016	07-MAR-2017	19-OCT-2007	0	0	67	13.4	11745358	288904
26	610001	13	HYDRO	08-MAR-2017	30-MAR-2017	19-OCT-2007	0	293634	23	13.4	11451724	96696
27	610001	14	HYDRO	31-DEC-2016	07-MAR-2017	31-DEC-2007	0	0	67	13.15	29384945	709304
28	610001	14	HYDRO	08-MAR-2017	30-MAR-2017	31-DEC-2007	0	734624	23	13.15	28650321	237405
29	610001	15	HYDRO	31-DEC-2016	07-MAR-2017	11-MAR-2008	0	0	67	14	6301312	161935
30	610001	15	HYDRO	08-MAR-2017	10-MAR-2017	11-MAR-2008	0	157533	3	14	6143779	7070
31	610001	15	HYDRO	11-MAR-2017	30-MAR-2017	11-MAR-2008	0	0	20	13.15	6143779	44269
32	610001	16	HYDRO	31-DEC-2016	07-MAR-2017	31-MAR-2008	0	0	67	14	29975923	770340
33	610001	16	HYDRO	08-MAR-2017	30-MAR-2017	31-MAR-2008	0	749398	23	14	29226525	257834
34	610001	17	HYDRO	31-DEC-2016	07-MAR-2017	15-APR-2008	0	0	67	14	157600000	4050104
35	610001	17	HYDRO	08-MAR-2017	30-MAR-2017	15-APR-2008	0	3940000	23	14	153660000	1355576
36	610001	18	HYDRO	31-DEC-2016	07-MAR-2017	30-JUN-2008	0	0	67	14	34542520	887695
37	610001	18	HYDRO	08-MAR-2017	30-MAR-2017	30-JUN-2008	0	863563	23	14	33678957	297113
38	610001	19	HYDRO	31-DEC-2016	07-MAR-2017	26-JUL-2008	0	0	67	14	82800000	2127847
39	610001	19	HYDRO	08-MAR-2017	30-MAR-2017	26-JUL-2008	0	2070000	23	14	80730000	712193
40	610001	20	HYDRO	31-DEC-2016	07-MAR-2017	19-SEP-2008	0	0	67	14	37831654	972222
41	610001	20	HYDRO	08-MAR-2017	30-MAR-2017	19-SEP-2008	0	945791	23	14	36885863	325404
42	610001	21	HYDRO	31-DEC-2016	07-MAR-2017	29-SEP-2008	0	0	67	14	110160000	2830961
43	610001	21	HYDRO	08-MAR-2017	30-MAR-2017	29-SEP-2008	0	2754000	23	14	107406000	947527
44	610001	22	HYDRO	31-DEC-2016	07-MAR-2017	12-DEC-2008	0	0	67	14	47348933	1216803
45	610001	22	HYDRO	08-MAR-2017	30-MAR-2017	12-DEC-2008	0	1183723	23	14	46165210	407266
46	610001	23	HYDRO	31-DEC-2016	07-MAR-2017	30-SEP-2008	0	0	67	14	38555493	990823
47	610001	23	HYDRO	08-MAR-2017	30-MAR-2017	30-SEP-2008	0	963887	23	14	37591606	331630
48	610001	24	HYDRO	31-DEC-2016	07-MAR-2017	29-DEC-2008	0	0	67	14	547120000	14060235
49	610001	24	HYDRO	08-MAR-2017	30-MAR-2017	29-DEC-2008	0	13678000	23	14	533442000	4705981
50	610001	25	HYDRO	31-DEC-2016	07-MAR-2017	31-DEC-2008	0	0	67	14	46379567	1191891
51	610001	25	HYDRO	08-MAR-2017	30-MAR-2017	31-DEC-2008	0	1159489	23	14	45220078	398928
52	610001	26	HYDRO	31-DEC-2016	07-MAR-2017	31-MAR-2009	0	0	67	14	66714174	1714463
53	610001	26	HYDRO	08-MAR-2017	30-MAR-2017	31-MAR-2009	0	1667854	23	14	65046320	573833
54	610001	27	HYDRO	31-DEC-2016	07-MAR-2017	30-JUN-2009	0	0	67	14	69937195	1797290
55	610001	27	HYDRO	08-MAR-2017	30-MAR-2017	30-JUN-2009	0	1748430	23	14	68188765	601556
56	610001	28	HYDRO	31-DEC-2016	07-MAR-2017	30-SEP-2009	0	0	67	13.75	72909237	1840209
57	610001	28	HYDRO	08-MAR-2017	30-MAR-2017	30-SEP-2009	0	1822731	23	13.75	71086506	615921
58	610001	29	HYDRO	31-DEC-2016	07-MAR-2017	07-AUG-2010	0	0	67	13.4	77889606	1915871
59	610001	29	HYDRO	08-MAR-2017	30-MAR-2017	07-AUG-2010	0	1947240	23	13.4	75942366	641245
60	610001	30	HYDRO	31-DEC-2016	07-MAR-2017	30-SEP-2010	0	0	67	13.4	79413380	1953352
61	610001	30	HYDRO	08-MAR-2017	30-MAR-2017	30-SEP-2010	0	1985335	23	13.4	77428045	653790
62	610001	31	HYDRO	31-DEC-2016	07-MAR-2017	19-NOV-2010	0	0	67	13.15	87520000	2112589
63	610001	31	HYDRO	08-MAR-2017	30-MAR-2017	19-NOV-2010	0	2188000	23	13.15	85332000	707087
64	610001	32	HYDRO	31-DEC-2016	07-MAR-2017	29-NOV-2010	0	0	67	13.15	257440000	6214178
65	610001	32	HYDRO	08-MAR-2017	30-MAR-2017	29-NOV-2010	0	6436000	23	13.15	251004000	2079895
66	610001	33	HYDRO	31-DEC-2016	07-MAR-2017	10-MAY-2011	0	0	67	14	95357206	2450550
67	610001	33	HYDRO	08-MAR-2017	30-MAR-2017	10-MAY-2011	0	2383930	23	14	92973276	820203
68	610001	34	HYDRO	31-DEC-2016	07-MAR-2017	30-JUN-2011	0	0	67	14	96472952	2479223
69	610001	34	HYDRO	08-MAR-2017	30-MAR-2017	30-JUN-2011	0	2411824	23	14	94061128	829800
70	610001	35	HYDRO	31-DEC-2016	07-MAR-2017	30-MAR-2012	0	0	67	14	152524580	3919673
71	610001	35	HYDRO	08-MAR-2017	30-MAR-2017	30-MAR-2012	0	3813115	23	14	148711465	1311920
			Total				0	80492974			3228419996	110861659



Quarterly Repayment (Prov.) - EVEREST POWER PVT LTD - Due on 31.03.2017

Sl.No.	Scheme Code	Tranch No	Category	Due Date	O/S Balance	Instalment No	Amount
1	610001	1	HYDRO	31-MAR-2017	175110000	13/50	4490000
2	610001	2	HYDRO	31-MAR-2017	256854000	13/50	6586000
3	610001	3	HYDRO	31-MAR-2017	2458735	13/50	63045
4	610001	4	HYDRO	31-MAR-2017	7960672	13/50	204120
5	610001	5	HYDRO	31-MAR-2017	120900000	13/50	3100000
6	610001	6	HYDRO	31-MAR-2017	12563138	13/50	322132
7	610001	7	HYDRO	31-MAR-2017	6957815	13/50	178406
8	610001	8	HYDRO	31-MAR-2017	39546000	13/50	1014000
9	610001	9	HYDRO	31-MAR-2017	5940587	13/50	152323
10	610001	10	HYDRO	31-MAR-2017	75816000	13/50	1944000
11	610001	11	HYDRO	31-MAR-2017	327834000	13/50	8406000
12	610001	12	HYDRO	31-MAR-2017	16453115	13/50	421875
13	610001	13	HYDRO	31-MAR-2017	11451724	13/50	293634
14	610001	14	HYDRO	31-MAR-2017	28650321	13/50	734624
15	610001	15	HYDRO	31-MAR-2017	6143779	13/50	157533
16	610001	16	HYDRO	31-MAR-2017	29226525	13/50	749398
17	610001	17	HYDRO	31-MAR-2017	153660000	13/50	3940000
18	610001	18	HYDRO	31-MAR-2017	33678957	13/50	863563
19	610001	19	HYDRO	31-MAR-2017	80730000	13/50	2070000
20	610001	20	HYDRO	31-MAR-2017	36885863	13/50	945791
21	610001	21	HYDRO	31-MAR-2017	107406000	13/50	2754000
22	610001	22	HYDRO	31-MAR-2017	46165210	13/50	1183723
23	610001	23	HYDRO	31-MAR-2017	37591606	13/50	963887
24	610001	24	HYDRO	31-MAR-2017	533442000	13/50	13678000
25	610001	25	HYDRO	31-MAR-2017	45220078	13/50	1159489
26	610001	26	HYDRO	31-MAR-2017	65046320	13/50	1667854
27	610001	27	HYDRO	31-MAR-2017	68188765	13/50	1748430
28	610001	28	HYDRO	31-MAR-2017	71086506	13/50	1822731
29	610001	29	HYDRO	31-MAR-2017	75942366	13/50	1947240
30	610001	30	HYDRO	31-MAR-2017	77428045	13/50	1985335
31	610001	31	HYDRO	31-MAR-2017	85332000	13/50	2188000
32	610001	32	HYDRO	31-MAR-2017	251004000	13/50	6436000
33	610001	33	HYDRO	31-MAR-2017	92973276	13/50	2383930
34	610001	34	HYDRO	31-MAR-2017	94061128	13/50	2411824
35	610001	35	HYDRO	31-MAR-2017	148711465	13/50	3813115
	Total				3228419996		82780002



Account Statement for Account Number 216400IC00003499

Branch Details

Branch Name: DELHI NEW, L.C.B.
Bank Address: TOLSTOY HOUSE, TOLSTOY
MARG, NEW DELHI
City: DELHI
Pin : 110001
IFSC Code: PUNB0216400

Customer Details

Customer Name: EVEREST POWER PVT.LTD.
Customer Address: 1ST HOUSE, BHUMIAN ESTATE, NAV BAHAR ROAD
CHOTA SHIMLA, SHIMLA
City:
Pin : 171002

Nominee :

Statement Period : 01/04/2016 to 31/03/2017

Transaction Date	Cheque No.	Amount Type	Amount	Balance	Narration
31/03/2017		Dr.	8,073.00	-10,25,73,711.00	216400IC00003499:Penal Int.Coll:01-03-2017to31-03-
31/03/2017		Dr.	13,30,187.00	-10,25,65,638.00	216400IC00003499:Normal Int.Coll:01-03-2017to31-03-
30/03/2017		Cr.	13,43,247.00	-10,12,35,451.00	BY A/C 218484 INTT RECOVERY
27/03/2017		Cr.	31,83,333.00	-10,25,78,698.00	BY TR.
08/03/2017		Cr.	13,51,809.00	-10,57,62,031.00	BY TR
28/02/2017		Dr.	7,753.00	-10,71,13,840.00	216400IC00003499:Penal Int.Coll:01-02-2017to28-02-
28/02/2017		Dr.	12,06,386.00	-10,71,06,087.00	216400IC00003499:Normal Int.Coll:01-02-2017to28-02-
31/01/2017		Dr.	8,566.00	-10,58,99,701.00	216400IC00003499:Penal Int.Coll:01-01-2017to31-01-
31/01/2017		Dr.	13,34,681.00	-10,58,91,135.00	216400IC00003499:Normal Int.Coll:01-01-2017to31-01-
30/01/2017		Cr.	13,54,460.00	-10,45,56,454.00	BY TR FROM 21-8484
31/12/2016		Dr.	2,162.00	-10,59,10,914.00	216400IC00003499:Penal Int.Coll:01-12-2016to31-12-
31/12/2016		Dr.	13,49,647.00	-10,59,08,752.00	216400IC00003499:Normal Int.Coll:01-12-2016to31-12-



Account Statement for Account Number 216400IC00003499

16/12/2016		Cr.	14,03,970.00	-10,45,59,105.00	BY 218484
30/11/2016		Dr.	7,436.00	-10,59,63,075.00	216400IC00003499:Penal Int.Coll:01-11-2016to30-11-
30/11/2016		Dr.	13,47,024.00	-10,59,55,639.00	216400IC00003499:Normal Int.Coll:01-11-2016to30-11
30/11/2016		Cr.	31,83,333.00	13,47,022.95	BY 8484
19/11/2016		Cr.	14,15,300.00	-18,36,310.05	218484
31/10/2016		Dr.	8,105.00	-32,51,610.05	216400IC00003499:Penal Int.Coll:01-10-2016to31-10-
31/10/2016		Dr.	13,94,893.00	-32,43,505.05	216400IC00003499:Normal Int.Coll:01-10-2016to31-10
25/10/2016		Cr.	12,42,884.00	-18,48,612.05	BY TR. FROM 21-8484
30/09/2016		Dr.	1,914.00	-30,91,496.05	216400IC00003499:Penal Int.Coll:01-09-2016to30-09-
30/09/2016		Dr.	14,13,386.00	-30,89,582.05	216400IC00003499:Normal Int.Coll:01-09-2016to30-09
17/09/2016		Cr.	12,14,681.00	-16,76,196.05	BY TR. FROM 218484
31/08/2016		Dr.	972.00	-28,90,877.05	216400IC00003499:Penal Int.Coll:01-08-2016to31-08-
31/08/2016		Dr.	12,42,884.00	-28,89,905.05	216400IC00003499:Normal Int.Coll:01-08-2016to31-08
30/07/2016		Dr.	12,28,692.00	-16,47,021.05	216400IC00003499:Normal Int.Coll:01-07-2016to31-07
30/06/2016		Dr.	12,11,789.00	-4,18,329.05	216400IC00003499:Normal Int.Coll:01-06-2016to30-06
24/06/2016		Cr.	31,83,333.00	7,93,459.95	INSTALMENT JUNE-2016
24/06/2016		Cr.	12,24,797.00	-23,89,873.05	INTT JUNE-2016
31/05/2016		Dr.	13,11,641.00	-36,14,670.05	216400IC00003499:Normal Int.Coll:01-05-2016to31-05
31/05/2016		Cr.	13,12,154.00	-23,03,029.05	INTT MAY-2016
30/04/2016		Dr.	12,69,336.00	-36,15,183.05	216400IC00003499:Normal Int.Coll:01-04-2016to30-04
30/04/2016		Cr.	12,69,826.00	-23,45,847.05	INTT APRIL-2016

Unless constituent notifies the bank immediately of any discrepancy found by him in his statement of Account, it will be taken that he has found the account correct.

*COMPUTER GENERATED ENTERIES SHOWN IN THE STATEMENT OF ACCOUNT DO NOT REQUIRE ANY AUTHENTICATION / INITIAL FROM THE BANK OFFICIAL.PLEASE DO NOT ACCEPT ANY MANUAL ENTRY IN YOUR COMPUTER GENERATED STATEMENT OF ACCOUNT

* PLEASE ENSURE THAT ALL THE CHEQUE LEAVES IN YOUR CUSTODY ARE DULY BRANDED WITH YOUR 16 DIGITS ACCOUNT NUMBER

* CUSTOMERS ARE REQUESTED IN THEIR OWN INTEREST NOT TO ISSUE CHEQUES WITHOUT ADEQUATE CLEAR FUNDS /ARRANGEMENTS. SUCH CHEQUES CAN BE RETURNED WITHOUT MAKING ANY FURTHER REFERENCE TO THEM.

* PLEASE MAINTAIN MINIMUM AVERAGE BALANCE, TO AVOID LEVY OF CHARGES.

*Pls note Penal interest may be charged in loan accounts due to financial reasons such as over



drawings, non receipt of install on the rates prescribed by bank from time to time and for non financial reasons like non submission of , QMS forms, non adherence to terms and conditions etc.

Abbreviations are as under:

BR: Branch Name , Csh: Cash , Clg: Clearing , ISO: Inter Sol(##)

QAB:Quarterly Average Balances , LF Chg: Ledger Folio Charges , Intt: Interest , Chrg: Charges

Ret:Returning , Chq: Cheque , SI: Standing Instruction , Stk Stmt: Stock Statement , Trf: Transfer , POSP:POINT OF SALE



Account Statement for Account Number 216400IC00002205

Branch Details

Branch Name: DELHI NEW, L.C.B.
 Bank Address: TOLSTOY HOUSE, TOLSTOY
 MARG, NEW DELHI
 City: DELHI
 Pin : 110001
 IFSC Code: PUNB0216400


Customer Details

Customer Name: EVEREST POWER PVT.LTD.
 Customer Address: 1ST HOUSE, BHUMIAN ESTATE, NAV BAHAR ROAD
 CHOTA SHIMLA, SHIMLA
 City:
 Pin : 171002

Nominee :

Statement Period : 01/04/2016 to 31/03/2017

Transaction Date	Cheque No.	Amount Type	Amount	Balance	Narration
31/03/2017		Dr.	28,313.00	-23,06,57,248.00	216400IC00002205:Penal Int.Coll:01-03-2017to31-03-
31/03/2017		Dr.	30,47,999.00	-23,06,28,935.00	216400IC00002205:Normal Int.Coll:01-03-2017to31-03-
30/03/2017		Cr.	31,00,726.00	-22,75,80,936.00	BY INTT RECOVERY A/C218484
27/03/2017		Cr.	1,25,00,000.00	-23,06,81,662.00	BY TR
08/03/2017		Cr.	31,12,215.00	-24,31,81,662.00	BY TR
28/02/2017		Dr.	28,371.00	-24,62,93,877.00	216400IC00002205:Penal Int.Coll:01-02-2017to28-02-
28/02/2017		Dr.	27,73,804.00	-24,62,65,506.00	216400IC00002205:Normal Int.Coll:01-02-2017to28-02-
31/01/2017		Dr.	31,211.00	-24,34,91,702.00	216400IC00002205:Penal Int.Coll:01-01-2017to31-01-
31/01/2017		Dr.	30,69,515.00	-24,34,60,491.00	216400IC00002205:Normal Int.Coll:01-01-2017to31-01-
30/01/2017		Cr.	31,88,889.00	-24,03,90,976.00	BY TR. FROM 21-8484
31/12/2016		Dr.	7,761.00	-24,35,79,865.00	216400IC00002205:Penal Int.Coll:01-12-2016to31-12-
31/12/2016		Dr.	31,04,454.00	-24,35,72,104.00	216400IC00002205:Normal Int.Coll:01-12-2016to31-12-



Account Statement for Account Number 216400IC00002205

16/12/2016		Cr.	33,09,809.00	-24,04,67,650.00	BY 218484
30/11/2016		Dr.	28,221.00	-24,37,77,459.00	216400IC00002205:Penal Int.Coll:01-11-2016to30-11-
30/11/2016		Dr.	31,60,668.00	-24,37,49,238.00	216400IC00002205:Normal Int.Coll:01-11-2016to30-11-
30/11/2016		Cr.	1,25,00,000.00	31,60,665.57	BY 218484
19/11/2016		Cr.	33,26,037.00	-93,39,334.43	218484
31/10/2016		Dr.	30,352.00	-1,26,65,371.43	216400IC00002205:Penal Int.Coll:01-10-2016to31-10-
31/10/2016		Dr.	32,75,011.00	-1,26,35,019.43	216400IC00002205:Normal Int.Coll:01-10-2016to31-10-
25/10/2016		Cr.	29,17,901.00	-93,60,008.43	BY TR. FROM 21-8484
30/09/2016		Dr.	6,929.00	-1,22,77,909.43	216400IC00002205:Penal Int.Coll:01-09-2016to30-09-
30/09/2016		Dr.	33,19,108.00	-1,22,70,980.43	216400IC00002205:Normal Int.Coll:01-09-2016to30-09-
17/09/2016		Cr.	28,38,345.00	-89,51,872.43	BY TR. FROM 218484
31/08/2016		Dr.	4,446.00	-1,17,90,217.43	216400IC00002205:Penal Int.Coll:01-08-2016to31-08-
31/08/2016		Dr.	29,17,901.00	-1,17,85,771.43	216400IC00002205:Normal Int.Coll:01-08-2016to31-08-
30/07/2016		Dr.	28,84,582.00	-88,67,870.43	216400IC00002205:Normal Int.Coll:01-07-2016to31-07-
30/06/2016		Dr.	28,87,908.00	-59,83,288.43	216400IC00002205:Normal Int.Coll:01-06-2016to30-06-
24/06/2016		Cr.	1,25,00,000.00	-30,95,380.43	INSTALMENT JUNE-2016
24/06/2016		Cr.	29,31,744.00	-1,55,95,380.43	INTT JUNE-2016
31/05/2016		Dr.	31,39,651.00	-1,85,27,124.43	216400IC00002205:Normal Int.Coll:01-05-2016to31-05-
31/05/2016		Cr.	31,40,878.00	31,39,649.15	INTT MAY-2016
30/04/2016		Dr.	30,38,385.00	-1,228.85	216400IC00002205:Normal Int.Coll:01-04-2016to30-04-
30/04/2016		Cr.	30,39,559.00	30,37,156.15	INTT APRIL-2016

Unless constituent notifies the bank immediately of any discrepancy found by him in his statement of Account, it will be taken that he has found the account correct.

*COMPUTER GENERATED ENTERIES SHOWN IN THE STATEMENT OF ACCOUNT DO NOT REQUIRE ANY AUTHENTICATION / INITIAL FROM THE BANK OFFICIAL.PLEASE DO NOT ACCEPT ANY MANUAL ENTRY IN YOUR COMPUTER GENERATED STATEMENT OF ACCOUNT

* PLEASE ENSURE THAT ALL THE CHEQUE LEAVES IN YOUR CUSTODY ARE DULY BRANDED WITH YOUR 16 DIGITS ACCOUNT NUMBER

* CUSTOMERS ARE REQUESTED IN THEIR OWN INTEREST NOT TO ISSUE CHEQUES WITHOUT ADEQUATE CLEAR FUNDS /ARRANGEMENTS. SUCH CHEQUES CAN BE RETURNED WITHOUT MAKING ANY FURTHER REFERENCE TO THEM.

* PLEASE MAINTAIN MINIMUM AVERAGE BALANCE,TO AVOID LEVY OF CHARGES.

*Pls note Penal interest may be charged in loan accounts due to financial reasons such as over



drawings, non receipt of install on the rates prescribed by bank from time to time and for non financial reasons like non submission of , QMS forms, non adherence to terms and conditions etc.

Abbreviations are as under:

BR: Branch Name , Csh: Cash , Cig: Clearing , ISO: Inter Sol(##)

QAB:Quarterly Average Balances , LF Chg: Ledger Folio Charges , Intt: Interest , Chrg: Charges

Ret:Returning , Chq: Cheque , SI: Standing Instruction , Stk Stmt: Stock Statement , Trf: Transfer , POSP:POINT OF SALE



STATEMENT OF ACCOUNT

STATE BANK OF PATIALA
NEW DELHI, GN.
KASTORBAANDHIMARG
CONNAUGHT PLACE
Branch Code 50191
Branch Name
IFSC:
MICR:

EVEREST POWER PVT. LTD.
1ST HOUSE DHUNIAN STATE
NAVBAHABHUNIAN ROAD,
CHOTTANILASHILA
170002

Account No.: 65011757679
Product BR-FL Corporation CAI
Currency INR

Date 06/05/2016 Net 12:45:32 E-Prasad 14 Everest Power.
Clearance No 20223993847DR Uncleared Amount 000CR

MOD Bal Limit 39700000000 Drawn Power 21085952706

Interest 1415% Pa. Nominee Name


Statement from 01/04/2016 to 30/04/2016 Page 1

Post Date	Value Date	Details	Chq. No.	Debit	Credit	Balance
BROUGHT FORWARD :						20,22,61,389.40Dr
24/04/16	24/04/16	RT 14.150 TO 13.150%				
25/04/16	25/04/16	RT 13.150 TO 14.150%				
30/04/16	30/04/16	PRINCIPAL REPAYMENT			23,52,328.00	19,99,09,061.40Dr
RTGS FUND 5201604301,						
30/04/16	30/04/16	INTEREST		5,541.41		19,99,14,602.81Dr
30/04/16	30/04/16	PART PERIOD INTEREST		23,25,335.66		20,22,39,938.47Dr

CLOSING BALANCE: 20,22,39,938.47Dr

Dr. Count 2 Cr. Count 1 23,30,877.07 23,52,328.00

*****END STATEMENT*****



STATEMENT OF ACCOUNT

STATE BANK OF PATIALA
 NEW DELHI, GN.
 KASTURBAARDHINAG
 CONNAUGHT PLACE
 Branch Code#50191
 Branch Name
 IFSC:
 MICR:

EVEREST POWER PVT. LTD.
 1ST HOUSE BHUNTA STATE,
 NAVRANJAN BHUNTA ROAD,
 CHOTTA KHILASHI MLA
 170002

Account No. #65011757679
 Product DR-TLCorporation CAI
 Currency INR

Date 02/06/2016 RT #12*22*21
 Cleared Balance 20223873895DR

E-#Kiran Prasad 149 Everest Power.
 Uncleared Amount 000CR

*BOD Bal

Limit 39700000000

Drawn Power 21328906564

Int Rate 14.15% Pa.

Monitor Name

Statement from 01/05/2016 to 31/05/2016

Page 11

Post Date	Value Date	Details	Chq. No.	Debit	Credit	Balance
		 BROUGHT FORWARD *				20,22,39,938.47Dr
31/05/16	31/05/16	INTEREST REPAYMENT #		23,30,877.07		19,99,09,061.40Dr
31/05/16	31/05/16	PRINCIPAL REPAYMENT		99,861.93		19,98,09,199.47Dr
		 RTGS FUND#5201805311				
31/05/16	31/05/16	PART PERIOD INTEREST		24,29,538.58		20,22,38,738.05Dr



CLOSING BALANCE:

20,22,38,738.050r

StateSBANARY


Dr.Count1


Cr.Count2

24,29,538.58

24,50,739.00

*****BENDTATEMENT*****





2000
1997-1998
1998-1999
1999-2000
2000-2001



STATE OF TEXAS

COUNTY OF DALLAS

DEPARTMENT OF PUBLIC SAFETY
COMMUNICATIONS SECTION
COMMUNICATIONS SECTION
COMMUNICATIONS SECTION
COMMUNICATIONS SECTION

PROPERTY OF
COMMUNICATIONS SECTION
COMMUNICATIONS SECTION
COMMUNICATIONS SECTION
COMMUNICATIONS SECTION
COMMUNICATIONS SECTION

DATE: 03/20/2013

03/20/2013

03/20/2013

03/20/2013

03/20/2013

03/20/2013

03/20/2013

03/20/2013

Balance

03/20/2013

03/20/2013

22,801,457.26

10,451,901,450


03/20/2013

10,451,901,450

03/20/2013

03/20/2013

0.00



STATEMENT OF ACCOUNT

STATE BANK OF PATIALA

MEDELNIK, GN.
KASTOORBAANDHINARG
CONNAUGHT PLACE
Branchcode50191
Branchname
IFSC:
MICR:

EVERESTPOWER PVT.LTD.
1STHOUSEBHUMIANSTATE,
NAVBAHARHUMIANROAD,
CHOTTAHINLAHINLA
170002


AccountNo.:65011757679
ProductBR-TL CorporationC&I
CurrencyINR

Date08/09/2016 #E 12312329 E-333prasad145everestpower.
ClosedBalance 194929500060R UnclosedAmount: 0000R

*MOD Bal Drawn Power 20325299279
Limit: 39700000000
IntRate 1415% Pa. NoineeName:

Statementon 01/08/2016 to 31/08/2016 Page1

Post Date	Value Date	Details	Chq.No.	Debit	Credit	Balance
BROUGHT FORWARD :						19,45,90,943.45Dr
31/08/16	31/08/16	PART PERIOD INTEREST		23,38,556.61		19,69,29,500.06Dr



STATEMENT OF ACCOUNT

STATE BANK OF PATIALA

NEW DELHI BRANCH
 6, ANANDPUR ROAD
 COLLEGE PLACE
 BRANCH NO. 50191
 BRANDBHORE
 H.F.C.
 ATEN

EVERESTOWER PVT. LTD.
 15 CHITRA SIKH SARAI
 NEW DELHI 110014
 CHANDERPRASAD
 170005

Account No. 16513757679
 Branch: Chandernagar
 C.A. No. 11/16

Dr. 17/09/16 17/09/16
 Cr. 17/09/16 17/09/16

Dr. 17/09/16 17/09/16
 Cr. 17/09/16 17/09/16

17/09/16 17/09/16

Dr. 17/09/16 17/09/16

17/09/16 17/09/16

Dr. 17/09/16 17/09/16

17/09/16 17/09/16

Dr. 17/09/16 17/09/16

Post Date	Value	Debit	Cr.	Date	Credit	Balance
-----------	-------	-------	-----	------	--------	---------


BRANCH FORWARD

17/09/16	17/09/16	T. INVEST	23,00,786.00			19,46,18,714.06
17/09/16	17/09/16	COMPOUND	23,00,786.00			19,46,18,714.06
17/09/16	17/09/16	INT. NERVEN	23,00,786.00			19,46,18,714.06
M/S. EVERESTOWER PVT. LTD.						
17/09/16	17/09/16	PRIN. PERIOD	19,46,18,714.06			19,46,18,714.06

CLOSED BALANCE

19,46,18,714.06

Signature



STATEMENT OF ACCOUNT

STATE BANK OF PATIALA
 NEW DELHI, 05
 KASTURBANDHIMARG
 CONNAUGHT PLACE
 Branch No. 50191
 Branch Name
 IFSC
 MICR
 Account No. 65011757679
 Product BR-TL Corporate & C&I
 Currency INR

EVEREST POWER PVT. LTD.
 18TH HOUSE BHUMIANS STATE,
 NAVSARAH BHUMIANS ROAD,
 CHOTTISHIL LABHINLA
 170002
 Date 07/11/2016 09:15:11:10
 Cleared Amount 19695284474DR

E-Statement of Account
 Un-cleared Amount 000CR

*MDD Bal
 Limit 39700000000
 IntRate 1415% Pa.

Drawers Power 19107356215
 Name Name

Statement from 01/10/2016 to 31/10/2016

Page 11

Post Date	Value Date	Details	Chq. No.	Debit	Credit	Balance
BROUGHT FORWARD :						
21/10/16	21/10/16	ADVANCE LOAN TO GL A		3,450.00		19,68,99,939.58Dr
		PROF CHGS PAID TO G			3,450.00	19,68,96,489.58Dr
25/10/16	25/10/16	CREDIT REPAYMENT - I			23,35,107.00	19,45,61,382.58Dr
25/10/16	25/10/16	PRINCIPAL REPAYMENT			23,38,557.00	19,45,61,382.58Dr
25/10/16	25/10/16	NPA REPAYMENT FROM G				
		RTGS PUNDS 201610251				
31/10/16	31/10/16	PART PERIOD INTEREST		23,59,932.71		19,69,21,315.29Dr
31/10/16	31/10/16	ARREAR INTEREST CAPI		31,529.45		19,69,52,844.74Dr

CLOSING BALANCE:

19,69,52,844.74Dr

Dr Count 3 Cr Count 3 23,94,912.16 46,77,114.00

*****STATEMENT*****



STATEMENT OF ACCOUNT

STATE BANK OF PATIALA
 NEW DELHI; K.G.M,
 KASTOORBA GANDHI MARG
 CONNAUGHT PLACE
 Branch Code : 50191
 Branch Phone :
 IFSC:
 MICR:

EVREST POWER PVT.LTD.
 1ST HOUSE BHUMIAN ESTATE,
 NAVBAHAR BHUMIAN ROAD,
 CHOTTA SHIMLA, SHIMLA
 170002

Account No. : 65011757679
Product : BR-T L Corporate Loan C&I
Currency : INR

Date : 09/12/2016 Time : 15:42:41

E-mail: crprasad14@everestpower.in

Cleared Balance : 18,70,50,111.44DR

Uncleared Amount : 0.00CR

+MOD Bal:

Limit : 39,70,00,000.00

Drawing Power : 19,33,73,604.85

Int. Rate : 14.15 % p.a.

Nominee Name :

Statement From 01/11/2016 to 30/11/2016

Page No. : 1


Post Balance Date	Value Date	Details	Chq.No.	Debit	Credit
-------------------	------------	---------	---------	-------	--------

BROUGHT FORWARD :
 19,69,52,844.74Dr

19/11/16	19/11/16	INTEREST REPAYMENT G 19,46,75,068.74Dr			22,77,776.00
30/11/16	30/11/16	RTGS FUNBR5201611191 PART PERIOD INTEREST 19,69,54,694.28Dr		22,79,625.54	
30/11/16	30/11/16	ARREAR INTEREST CAPI 19,69,75,111.44Dr		20,417.16	

CLOSING BALANCE:

19,69,75,111.44Dr



STATEMENT OF ACCOUNT

STATE BANK OF PATIALA
 NEWDELHI.CN.
 KASTOORBAANDHINARS
 CONNAUGHTPLACE
 BranchNo: 850191
 BranchName:
 IFSC:
 MICR:
 AccountNo.: 65011757679
 Product: DR-TLCorporationCAI
 Currency: INR

EVERESTPOWER PVT.LTD.
 1STHOUSEBHUNIANSTATE,
 NAVBAHABHUNIANROAD,
 CHOTTBHIMLASHINLA
 170002

Date: 07/01/2017 QR : 15*35*51
 ClearedBalance: 18689174829DR

E-Prasad14EverestPower.
 UnclearedAmount: 000CR

+MOD Bal
 Limit: 39700000000

Drawn Power 17889904660

IntRate: 14.15% Pa.

BeneficiaryName:

Statement from 01/12/2016 to 31/12/2016

Page 11

Post Date	Value Date	Details	Chq.No.	Debit	Credit	Balance
BROUGHT FORWARD :						19,69,75,111.44Dr
01/12/16	01/12/16	INTEREST REPAYMENT G		23,61,782.25		19,46,13,329.19
01/12/16	01/12/16	CREDIT REPAYMENT - A			51,946.61	19,45,61,382.58
01/12/16	01/12/16	PRINCIPAL REPAYMENT RTGS FUND5201612011			75,11,271.14	18,70,50,111.44
16/12/16	16/12/16	PRINCIPAL REPAYMENT RTGS FUND5201612161			23,91,462.00	18,46,58,649.44
31/12/16	31/12/16	PART PERIOD INTEREST		22,33,098.85		18,68,91,748.29

CLOSING BALANCE:

18,68,91,748.29Dr


Statement by
Dr. Count 1

Cr. Count 4

22,33,098.85

1,23,16,462.00

*****STATEMENT*****



STATEMENT OF ACCOUNT

STATE BANK OF PATIALA

NEW DELHI, GN.
KASTORBOBANDHINAR
CONNAUGHT PLACE
Branch Code 50191
Branch Name
IFSC
NICK

EVEREST POWER PVT. LTD.
1ST HOUSE BHUMIAB STATE,
NAVDANASHUMIAR ROAD,
CHOTTOSHIN LASHINLA
170002

Account No. 65011757679
Product OR-TL Corporate Bank C/I
Currency INR

Date 04/02/2017 # 12:23:30
Cleared Balance 18487490577DR

E-Prasad 146 Everest Power
Uncleared Amount 000CR

*MOD. Dat
Limit 39700000000

Drawn Power 18109224608

Int Rate 14.5% Pa.

Non Interest

Statement from 01/01/2017 to 31/01/2017

Page 1

Post Date	Value Date	Details	Chq. No.	Debit	Credit	Balance
BROUGHT FORWARD :						
25/01/17	25/01/17	ADVANCE: LOAN TO GL A		6,350.00		18,68,98,098.2900
		PROFF FEE SEARCH RE				
30/01/17	30/01/17	CREDIT REPAYMENT - C			6,350.00	18,68,91,748.2900
30/01/17	30/01/17	PRINCIPAL REPAYMENT			22,93,692.00	18,45,98,056.2900
30/01/17	30/01/17	NPD REPAYMENT FROM G			23,00,042.00	18,45,98,056.2900
		RTGS PUNDR5201701301				
31/01/17	31/01/17	PART PERIOD INTEREST		22,44,263.02		18,68,42,319.3100
31/01/17	31/01/17	ARREAR INTEREST CAPT		32,586.46		18,68,74,905.7700

CLOSING BALANCE :

18,68,74,905.7700


Dr. Count 3

Cr. Count 3

22,83,199.48

46,00,084.00

*****STATEMENT*****



STATEMENT OF ACCOUNT

EURESTPOWER PVT.LTD.
BSPHOUSECHINDIA STATE.
KADAPURHINDIA ROAD.
CHOTTANAGARWELA
730002

Bank No: 04/2017 CR 210-25-22
C/Credit No: 17370070860R

AMOUNT Rs.
1548 207000000


STATE BANK OF INDIA

BRANCH-01.
1935/00/000/0000000
CHOTTANAGAR
Branch No: 01/01
Branch Name
ATM
CITY:


Account No: P05011757672
Product: BK-TL Corporate Bank
Type: BK

Branch Name: Chottanagar
Branch Code: 0000

Branch Code: 1400117087



Post Date		Date		Description	Debit	Credit	Balance
				BALANCE FORWARD			18,89,25,270.89Dr
08/03/17	08/03/17			INTEREST PAYMENT		22,33,098.00	18,66,92,122.89
27/03/17	27/03/17			DEBT ADJUSTMENT	10,000.00		18,67,02,122.89
27/03/17	27/03/17			INSPECTION CHG	10,000.00		18,67,12,122.89
27/03/17	27/03/17			INSPECTION CHG	4,500.00		18,67,16,622.89
27/03/17	27/03/17			DEBT ADJUSTMENT	10,000.00		18,67,26,622.89
27/03/17	27/03/17			INSPECTION CHG		20,39,299.94	18,46,87,322.89
27/03/17	27/03/17			CREDIT PAYMENT		54,766.66	18,46,32,556.89
27/03/17	27/03/17			PRINCIPAL PAYMENT		19,05,933.40	18,27,26,622.89
29/03/17	29/03/17			PRINCIPAL PAYMENT		60,00,000.00	17,67,26,622.89
31/03/17	31/03/17			POST PERIOD INTEREST	22,34,473.36		17,89,61,096.89
31/03/17	31/03/17			ARRRER INTEREST CAP	14,388.61		17,89,75,485.50
CLOSING BALANCE							17,89,75,485.50Dr
Dr Count 6		Cr. Count 5			22,33,736.97	1,22,33,098.00	



Fromdate : 01/04/2016 Todate : 05/06/2017

Indian Renewable Energy Development Agency Limited Page 1

Account name Everest Power Pvt Ltd

Account num. : 1909

Opening balance 437,491,671.00 Posting profile : pm

Date	Journal no.	Voucher no.	Transaction text	Debit	Credit	Closing balance	Cust / Vend Act.	Customer/ Vendor Name	Emplid
01/12/2016	J0101075	TBV-06798/16-17	RTGS recd. from Everest Power Pvt. Ltd.		9,808,333.00	427,683,338.00	1909	Everest Power Pvt Ltd	
29/12/2016	J0102021	TBV-07615/16-17	RTGS recd. from PSPCL		8,808,333.00	418,875,005.00	1909	Everest Power Pvt Ltd	
29/12/2016	J0103396	ADJ-007292	Being the amount transferred to clear the interest due for the sep'16 qrt against p-1909-1	7,238,223.00		426,113,228.00	1909	Everest Power Pvt Ltd	
08/03/2017	J0104892	TBV-09620/16-17	RTGS recd. from Everest Power Pvt. Ltd.		7,238,223.00	418,875,005.00	1909	Everest Power Pvt Ltd	
20/05/2017	J0108803	TBV-01203/17-18	RTGS recd. from Everest Power Pvt. Ltd.		9,308,333.00	409,566,672.00	1909	Everest Power Pvt Ltd	
Closing balance				7,238,223.00	36,163,222.00				



Fromdate : 01/04/2016 Todate : 05/06/2017

Indian Renewable Energy Development Agency Limited Page 1

Account name Everest Power Pvt Ltd

Account num. : 1909

Opening balance 0.00

Posting profile : int

Date	Journal no.	Voucher no.	Transaction text	Debit	Credit	Closing balance	Cust / Vend Act.	Customer/ Vendor Name	Emplid
30/06/2016	J0095163	TJV-02173/16-17	Interest @ 14.00% from 01.04.2016 to 30.06.2016	15,270,257.00		15,270,257.00	1909	Everest Power Pvt Ltd	
17/09/2016	J0097760	TBV-04711/16-17	RTGS recd. from Everest Power Pvt. Ltd.		15,270,257.00	0.00	1909	Everest Power Pvt Ltd	
30/09/2016	J0099388	TJV-05372/16-17	Interest @ 14.00% from 01.07.2016 to 30.09.2016	15,894,915.00		15,894,915.00	1909	Everest Power Pvt Ltd	
29/12/2016	J0102021	TBV-07615/16-17	RTGS recd. from PSPCL		16,155,535.00	-260,620.00	1909	Everest Power Pvt Ltd	
31/12/2016	J0102405	TJV-07231/16-17	Interest @ 14.00% from 01.10.2016 to 31.12.2016	15,853,906.00		15,593,286.00	1909	Everest Power Pvt Ltd	
01/01/2017	J0103397	ADJ-007293	INT recalculation for the period 01/10/2016 to 31/12/2016	8,329.00		15,601,615.00	1909	Everest Power Pvt Ltd	
31/03/2017	J0107290	TJV-10621/16-17	Interest @ 13.15% from 01.01.2017 to 31.03.2017	14,259,867.00		29,861,482.00	1909	Everest Power Pvt Ltd	
20/05/2017	J0108802	TBV-01202/17-18	RTGS recd. from Everest Power Pvt. Ltd.		15,593,286.00	14,268,196.00	1909	Everest Power Pvt Ltd	
Closing balance				14,268,196.00	47,019,078.00				



Fromdate : 01/04/2016 Todate : 05/06/2017

Indian Renewable Energy Development Agency Limited Page 1

Account name Everest Power Pvt Ltd

Account num. : 1909

Opening balance 0.00

Posting profile : Id

Date	Journal no.	Voucher no.	Transaction text	Debit	Credit	Closing balance	Cust / Vend Act.	Customer/ Vendor Name	EmpId
30/09/2016	J0099318	ADJ-006911	LD credit entry passed		76,057.00	-76,057.00	1909	Everest Power Pvt Ltd	
30/09/2016	J0099389	TJV-05373/16-17	LD @ 2.00% from 01.07.2016 to 30.09.2016	112,189.00		36,132.00	1909	Everest Power Pvt Ltd	
29/12/2016	J0102021	TBV-07615/16-17	RTGS recd. from PSPCL		36,132.00	0.00	1909	Everest Power Pvt Ltd	
31/12/2016	J0102410	TJV-07232/16-17	LD @ 2.00% from 01.10.2016 to 31.12.2016	153,255.00		153,255.00	1909	Everest Power Pvt Ltd	
01/01/2017	J0103397	ADJ-007293	LD recalculation for the period from 01/10/2016 to 31/12/2016	1,162.00		154,417.00	1909	Everest Power Pvt Ltd	
31/03/2017	J0107291	TJV-10622/16-17	LD @ 2.00% from 01.01.2017 to 31.03.2017	149,020.00		303,437.00	1909	Everest Power Pvt Ltd	
20/05/2017	J0108802	TBV-01202/17-18	RTGS recd. from Everest Power Pvt. Ltd.		153,255.00	150,182.00	1909	Everest Power Pvt Ltd	
Closing balance				150,182.00	415,626.00	265,444.00			



232

Fromdate : 01/04/2016 Todate : 05/06/2017

Indian Renewable Energy Development Agency Limited Page 1

Account name EVEREST POWER PRIVATE LIMITED

Account num. : 1909-1

Opening balance 213,363,795.00 — Posting profile : PRN

Date	Journal no.	Voucher no.	Transaction text	Debit	Credit	Closing balance	Cust / Vend Act.	Customer/ Vendor Name	Emplid
17/09/2016	J0097758	TBV-04712/16-17	RTGS recd. from Everest Power Pvt. Ltd.		65,680.00	213,298,115.00	1909-1	EVEREST POWER PRIVATE LIMITE	
01/12/2016	J0101076	TBV-06799/16-17	RTGS recd. from Everest Power Pvt. Ltd.	4,473,975.00		208,824,140.00	1909-1	EVEREST POWER PRIVATE LIMITE	
08/03/2017	J0104892	TBV-09620/16-17	RTGS recd. from Everest Power Pvt. Ltd.	2,170,110.00		206,654,030.00	1909-1	EVEREST POWER PRIVATE LIMITE	
28/03/2017	J0105619	TBV-10107/16-17	RTGS recd. from Everest Power Pvt. Ltd.	2,369,545.00		204,284,485.00	1909-1	EVEREST POWER PRIVATE LIMITE	
20/05/2017	J0108805	TBV-01205/17-18	RTGS recd. from Everest Power Pvt. Ltd.	4,539,656.00		199,744,829.00	1909-1	EVEREST POWER PRIVATE LIMITE	
Closing balance					13,618,966.00				



233

Fromdate : 01/04/2016 Todate : 05/06/2017

Indian Renewable Energy Development Agency Limited Page 1

Account name EVEREST POWER PRIVATE LIMITED

Account num. : 1909-1

Opening balance -65,680.00 Posting profile : INT

Date	Journal no.	Voucher no.	Transaction text	Debit	Credit	Closing balance	Cust / Vend Act.	Customer/ Vendor Name	Empid
30/06/2016	J0095164	TJV-02174/16-17	Interest @ 14.00% from 01.04.2016 to 30.06.2016	7,444,981.00		7,379,301.00	1909-1	EVEREST POWER PRIVATE LIMITE	
17/09/2016	J0097758	TBV-04712/16-17	RTGS recd. from Everest Power Pvt. Ltd.		7,379,301.00	0.00	1909-1	EVEREST POWER PRIVATE LIMITE	
30/09/2016	J0099319	TJV-05308/16-17	Interest @ 14.00% from 01.07.2016 to 30.09.2016	7,749,531.00		7,749,531.00	1909-1	EVEREST POWER PRIVATE LIMITE	
01/12/2016	J0101076	TBV-06799/16-17	RTGS recd. from Everest Power Pvt. Ltd.		511,308.00	7,238,223.00	1909-1	EVEREST POWER PRIVATE LIMITE	
29/12/2016	J0103398	ADJ-007292	Being the amount transferred to clear the interest due for the sep'16 qrt against p-1909-1		7,238,223.00	0.00	1909-1	EVEREST POWER PRIVATE LIMITE	
31/12/2016	J0102411	TJV-07233/16-17	Interest @ 14.00% from 01.10.2016 to 31.12.2016	7,740,980.00		7,740,980.00	1909-1	EVEREST POWER PRIVATE LIMITE	
01/01/2017	J0106116	ADJ-007498	INT recalculation for the period 01/07/2016 to 31/12/2016		8,329.00	7,732,651.00	1909-1	EVEREST POWER PRIVATE LIMITE	
28/03/2017	J0105819	TBV-10107/16-17	RTGS recd. from Everest Power Pvt. Ltd.		254,419.00	7,478,232.00	1909-1	EVEREST POWER PRIVATE LIMITE	
31/03/2017	J0106141	TJV-09725/16-17	Interest @ 13.15% from 01.01.2017 to 31.03.2017	6,999,234.00		14,477,466.00	1909-1	EVEREST POWER PRIVATE LIMITE	
20/05/2017	J0108804	TBV-01204/17-18	RTGS recd. from Everest Power Pvt. Ltd.		7,486,562.00	6,990,904.00	1909-1	EVEREST POWER PRIVATE LIMITE	
Closing balance				6,990,904.00	29,934,726.00	22,878,142.00			



234

Fromdate : 01/04/2016 Todate : 05/06/2017

Indian Renewable Energy Development Agency Limited Page 1

Account name EVEREST POWER PRIVATE LIMITED

Account num. : 1909-1

Opening balance 0.00

Posting profile : LD

Date	Journal no.	Voucher no.	Transaction text	Debit	Credit	Closing balance	Cust / Vend Act.	Customer/ Vendor Name	Empild
30/09/2016	J0099320	TJV-05307/16-17	LD @ 2.00% from 01.07.2016 to 30.09.2016	54,373.00		54,373.00	1909-1	EVEREST POWER PRIVATE LIMITE	
01/12/2016	J0101076	TBV-06799/16-17	RTGS recd. from Everest Power Pvt. Ltd.		54,373.00	0.00	1909-1	EVEREST POWER PRIVATE LIMITE	
31/12/2016	J0102412	TJV-07234/16-17	LD @ 2.00% from 01.10.2016 to 31.12.2016	76,036.00		76,036.00	1909-1	EVEREST POWER PRIVATE LIMITE	
01/01/2017	J0106116	ADJ-007498	LD recalculation for the period from 01/07/2016 to 31/12/2016		1,190.00	74,846.00	1909-1	EVEREST POWER PRIVATE LIMITE	
28/03/2017	J0105619	TBV-10107/16-17	RTGS recd. from Everest Power Pvt. Ltd.		76,036.00	-1,190.00	1909-1	EVEREST POWER PRIVATE LIMITE	
31/03/2017	J0106142	TJV-09726/16-17	LD @ 2.00% from 01.01.2017 to 31.03.2017	79,480.00		78,290.00	1909-1	EVEREST POWER PRIVATE LIMITE	
Closing balance				78,290.00					
				209,889.00	131,599.00				



235

Everest Power Private Ltd
1st House Bhumian Estate
Nav bhar Bhumian Road,
Chhota Shimla, Himachal Pradesh.

This is to certify that M/s Everest Power Private Limited is having Term Loan Ac-216400IC00003499 with us and in FY 2016-17, PNB has levied interest rate (with monthly rest) in the said term loan account as under

From date	To date	Interest rate
01.04.2016	30.05.2016	13.60% p.a.*
31.05.2016	31.05.2016	13.60% p.a.
01.06.2016	31.08.2016	13.85% p.a.
01.09.2016	31.12.2016	15.10% p.a.
01.01.2017	31.03.2017	14.85% p.a.

*excluding penal interest of 0.50% p.a. charged for non submission of external risk rating.

This certificate has been issued on the specific request of M/s Everest Power Private Limited for further submission to Hon'ble PSERC. It is to be utilized for this purpose only.

For Punjab National Bank

Relationship Manager



Place: New Delhi
Date: 13.11.2017



Everest Power Private Ltd
1st House Bhumian Estate
Nav bhar Bhumian Road,
Chhota Shimla, Himachal Pradesh.

This is to certify that M/s Everest Power Private Limited is having Term Loan Ac-216400IC00002205 with us and in FY 2016-17; PNB has levied interest rate (with monthly rest) in the said term loan account as under

From date	To date	Interest rate
01.04.2016	30.05.2016	13.60% p.a.*
31.05.2016	31.05.2016	13.60% p.a.
01.06.2016	31.08.2016	13.85% p.a.
01.09.2016	31.12.2016	15.10% p.a.
01.01.2017	31.03.2017	14.85% p.a.

*excluding penal interest of 0.50% p.a. charged for non submission of external risk rating.

This certificate has been issued on the specific request of M/s Everest Power Private Limited for further submission to Hon'ble PSERC. It is to be utilized for this purpose only.

For Punjab National Bank

Kamlesh
Relationship Manager




Place: New Delhi
Date: 13.11.2017

प्रधान कार्यालय : 7, भीखाएजी कामा प्लेस, नई दिल्ली - 110 607 • दूरभाष : 26102303 • वेबसाईट : www.pnbindia.in

Head Office : 7, Bhikhajji Cama Place, New Delhi - 110 607 • Telephone : 26102303 • Website : www.pnbindia.in

पंजाब नेशनल बैंक की निशुल्क 24 घंटे कालसेंटर सेवा में आपका स्वागत है Punjab National Bank welcomes you to toll free 24 hours call center :1800 180 2222/1800 103 2222





238

State Bank of India
14, Kasturba Gandhi Marg
Ambadeep Building, Connaught Place, New Delhi-110001
Ph:-011-23739728, Fax:-011-23723235, E-mail:-b5191@sbi.co.in

Date: 13.11.2017

The General Manager

Everest Power Private Limited

Interest Rate Certificate in the Term Loan Account 65011757679 of everest Power Private Limited.

The rate of interest charged to the Term Loan Account 65011757679 of Everest Power Private Limited with our branch for FY 2016-2017 is as follows:

For FY 2016-17:

From 01.04.2016 to 31.03.2017: 14.15% p.a.


Chief Manager 





IS/ISO 9001 : 2008 Certified

भारतीय अक्षय ऊर्जा विकास संस्था सीमित

(भारत सरकार का प्रतिष्ठान)

Indian Renewable Energy Development Agency Limited

(A Government of India Enterprise)

कॉर्पोरेट कार्यालय : तीसरा तल, अगस्त क्रांति भवन, भीकाएजी कामा प्लेस, नई दिल्ली-110 066

Corporate Office : 3rd Floor, August Kranti Bhawan, Bhikaiji Cama Place, New Delhi - 110 066

दूरभाष/Tel.: 011-26717400-12, फैक्स/Fax: 91-11-26717416, ई-मेल/E-mail: cmd@ireda.in, वेबसाइट/Website: www.ireda.gov.in

To,

M/s Everest Power Pvt Ltd
2nd Floor, Vijaya Building,
17 Barakhamba Road
Connaught Place, New Delhi-110001

Sub: M/s Everest Power Pvt Ltd -Rate of interest reg:-

Dear Sir,

This is with reference to mail dated 13.11.2017 wherein the company request to provide of interest rate being charged to project for the FY 2016-17 for onward submission to Punjab State Electricity Regulatory Commission (PSERC) for tariff determination.

Therefore in view of above, this is to inform you that the rate of interest charged to your project during the FY 2016-17 is given in tabular form:

Particulars	From	To	ROI
M/s Everest Power Pvt Ltd 1909	1.4.2016	31.12.2016	14%
M/s Everest Power Pvt Ltd 1909	1.1.2017	31.3.2017	13.15%
M/s Everest Power Pvt Ltd 1909-1	1.4.2016	31.12.2016	14%
M/s Everest Power Pvt Ltd 1909-1	1.1.2017	31.3.2017	13.15%

The above information has been provided on your request and without any liability of the undersigned and the company in which the undersigned is working.


Thanking you,

Yours faithfully

(Punnu Grover)
Senior Manager (F&A)

पंजीकृत कार्यालय : भारत पर्यावास केंद्र, कोर-4-ए, ईस्ट कोर्ट, प्रथम तल, लोधी रोड, नई दिल्ली-110 003

शाश्वत ऊर्जा • ENERGY FOR EVER






Search SBI Site

हिंदी

- Personal Banking
- Agricultural / Rural
- NRI Services
- International Banking
- SME
- Corporate Banking
- Services



SBI Corporate Website [Interest Rates](#) [Benchmark Prime Lending Rate \(Historical Data\)](#)

SBI Quick Links

- Quick Links
- PRODUCTS / SERVICES
- Select Services
- LOCATORS
- HOME
- Interest Rates
 - Deposit Rates
 - Savings Bank Deposits
 - NRI
 - Loan Schemes Interest Rates
 - Marginal Cost of fund based lending rate(MCLR) with effect from 01 10 2017
 - Interest Rate For Borrowers Other Than P Segment (Commercial Loans)
 - SME Interest Range Dec 2016
 - Interest Rates On Pre Shipment Credit And Export Bill Discounting In Foreign Currency Loans
 - Interest Rates On FCNB Loans To Exporters Corporates
 - Processing Fees
 - Penal Interest & Other Charges
 - Benchmark Prime Lending Rate (Historical Data)
 - Base Rate (Historical Data)
 - Old Interest Rates (Last 10 Years)
 - SME Segment
 - Agricultural Segment

BENCHMARK PRIME LENDING RATE (HISTORICAL DATA)


Effective Date	Interest Rate (%)
5.10.2015	14.05
8.06.2015	14.45
10.04.2015	14.60
07.11.2013	14.75
19.09.2013	14.55
04.02.2013	14.45
27.09.2012	14.50
13.08.2011	14.75
11.07.2011	14.25
12.05.2011	14.00
25.04.2011	13.25
14.02.2011	13.00
03.01.2011	12.75
21.10.2010	12.50
17.08.2010	12.25
29.06.2009	11.75
01.01.2009	12.25
10.11.2008	13.00
12.08.2008	13.75
27.06.2008	12.75
27.02.2008	12.25
16.02.2008	12.50
09.04.2007	12.75
20.02.2007	

Internet Banking



OnlineSBI : Internet Banking Pay Your Utility Bill 24 X 7!

Interest Rates



Documents of the Finance Charge

S.No	Particulars	Amount in Cr.
1	Bank Charges	0.0030
2	Finance Charges (including Security Trustee Fee, Amendment Charges, Inspection Charges and Annual Review Charges	0.091
3	Interest on MAT, TDS, Service Tax etc.	0.61
	Total	0.70





RURAL ELECTRIFICATION CORPORATION LIMITED
(A Government of India Enterprise)

Regd Office: Core-4, SCOPE Complex, 7 Lodl Road New Delhi 110003
Tele. 43091620 Fax 24368553 Email reccorp@recl.nic.in Gram
Website www.recindia.com & www.recindia.nic.in
CIN: L40101DL1969GOI005095

BILL FOR SECURITY TRUSTEE FEE

		Bill No.	REC/LOANS/2016-17/		
		DATE	13-04-2016		
CUSTOMER NAME -	Everest Power Private Ltd. NBCC Tower, 1st Floor, 15, Bhikaji cama Place, New Delhi-110066				
Due Date for Payment-					15-04-2016
Particulars					Amount
Acceptance fee					0.00
Annual Security Trustee Fee 2016-17					
	From	To	Days	O/s Loan Amount	
(1) STF - Loan Rs. 604.88 Cr	01-04-2016	31-03-2017	365	4701815465	470182.00
TOTAL [ACCEPTANCE FEE + ANNUAL FEE]					470182.00
Service Tax	14.00%			65825	
Swachh Bharat Cess	0.50%			2351	68176.00
TOTAL AMOUNT PAYABLE					589358.00
Rupees in Words-					
Rs. FIVE LAKH THIRTY EIGHT THOUSAND THREE HUNDRED FIFTY EIGHT ONLY.					
Terms & Conditions- * Kindly make the payment on or before 15-4-2016 to avoid delayed charges.		S.T Regn. No.-		AAACR4512RST001	
		PAN No. -		AAACR4512R	
		Manager (F&A)			

Rural Electrification Corporation Ltd.
| Endless Energy, Infinite Possibilities



STATEMENT OF ACCOUNT

STATE BANK OF PATIALA
 NENDELHIA, 2M,
 KASTURIBANDHINAG
 CONNAUGHTPLACE
 Branch 450191
 Branch name
 IFSC:
 MICR:
 Account No. 6501175779
 Product BR-TL Corporate CI
 Currency INR

EVERESTOWER PVT.LTD.
 18TH FLOOR HUDA STATE,
 NAVBANDHAN ROAD,
 CHOTTAHINLAHINLA
 170002
 Date 07/11/2016 SR. 115/11/10
 Branch 450191 19495284474DR

Branch Name: 19107354215
 Branch Code: 0000

*MID 241
 Lmt. 19700000000
 Interest 1415X Pa.

Branch Name: 19107354215
 Branch Code: 0000

Statement From 01/10/2015 to 31/10/2016

Page 11

Post Date	Value Date	Details	Chq. No.	Debit	Credit	Balance
		BROUGHT FORWARD :				
21/10/16	21/10/16	ADVANCE LOAN TO CL A		19,48,97,939.58Dr		
		PROF CHGS PAID TO G				
25/10/16	25/10/16	CREDIT REPAYMENT - I			3,450.00	19,48,96,489.58Dr
25/10/16	25/10/16	PRINCIPAL REPAYMENT			23,35,107.00	19,45,61,382.58Dr
25/10/16	25/10/16	NPB REPAYMENT FROM G			23,38,557.00	19,45,61,382.58Dr
		RTGS FUND TRANSFER LOSS				
31/10/16	31/10/16	PART PERIOD INTEREST		23,59,932.71		19,49,21,315.29Dr
31/10/16	31/10/16	ARREAR INTEREST DAPI		31,529.45		19,49,52,844.74Dr

CLOSING BALANCE:


19,49,52,844.74Dr

STATEMENT OF ACCOUNT
 Debit Count: Cr. Count: 3

23,98,912.16

46,77,114.00

*****STATEMENT*****



STATEMENT OF ACCOUNT

STATE BANK OF PATIALA
 NEW DELHI, GN.
 KASTURBA BHANDHINAG
 CONNAUGHT PLACE
 Branchcode 50191
 Branchcode
 IFSC:
 MICR:
 Account No. 65011757679
 Product OR-TL Corporate Bank L I
 Currency INR

EVEREST POWER PVT. LTD.
 1ST HOUSE BHUNIA STATE,
 NAVDANABHUNIA ROAD,
 CHITTARANJAN LASHMILA
 170002

Date 04/02/2017 12:23:30 E-Atprasad 45 Everest Power.
 Cleared Date 186974905770R Uncleared Amount 000LR

*000 Rai
 Limit 39700000000 Drawn Power 18189224608

Int Rate 1415% Pa. Non Interest


Statement from 01/01/2017 to 31/01/2017 Page 11

Post Date	Value Date	Details	Chq. No.	Debit	Credit	Balance
BROUGHT FORWARD :						
25/01/17	25/01/17	ADVANCE LOAN TO GL A PROFF FEE SEARCH RE		18,68,98,098.29Dr		18,68,98,098.29Dr
30/01/17	30/01/17	CREDIT REPAYMENT - C			6,350.00	18,68,91,748.29Dr
30/01/17	30/01/17	PRINCIPAL REPAYMENT			22,93,692.00	18,45,98,056.29Dr
30/01/17	30/01/17	NPD REPAYMENT FROM C RTGS PUNDRS201701301			23,00,042.00	18,45,98,056.29Dr
31/01/17	31/01/17	PART PERIOD INTEREST		22,44,263.02		18,48,42,319.31Dr
31/01/17	31/01/17	ARREAR INTEREST CAPL		32,586.46		18,48,74,905.77Dr

CLOSING BALANCE: 18,48,74,905.77Dr

Dr Count 22,83,199.48 Cr. Count 46,00,084.00

*****STATEMENT*****



Punjab National Bank
 Z164002100008484psp00: DELHI NEW, L.C.B.D 31-03-2017
 TOLSTOY HOUSE, TOLSTOY, MARG, NEW DELHI - 110001
 (Phone: 23752604, 601, 602)
 MICR Code: 110024118
 IFSC Code: PUNR0216400

PRINTED BY: 999168RS
 DATE: 04-04-2017

A/C NO: Z164002100008484 (INR)

Nonintation not registered
 PAGE: 1

M/S. EVEREST POWER PVT. LTD. - TRA A/C
 EVEREST POWER PVT. LTD. - TRA A/C
 1ST HOUSE, DHUNIAN ESTATE, NAV BAHAR ROAD
 CHOTA SHINLA, SHINLA
 SHINLA
 HIMACHAL PRADESH - 171002
 INDIA


STATEMENT OF ACCOUNT FOR THE PERIOD OF 01-03-2017 to 31-03-2017

DATE	PARTICULARS	ALPHA CHQ NO.	WITHDRAWALS	DEPOSITS	BALANCE
01-03-2017	BALANCE B/F			12,81,281.49	12,81,281.49 Cr
02-03-2017	RTGS From : 017030700514516/PTC INDIA LTD		1,00,46,504.00	1,93,77,785.49 Cr	
07-03-2017	RTGS From : 017030700066233/PTC INDIA LTD.		14,00,00,000.00	15,93,77,785.49 Cr	
08-03-2017	RTGS To : 30014623486/RUR		8,50,00,000.00	7,43,77,785.49 Cr	
08-03-2017	RTGS To :		69.00	7,43,77,722.49 Cr	
09-03-2017	RTGS To : 30014623455/IND		94,00,333.00	6,49,19,389.49 Cr	
09-03-2017	RTGS To :		69.00	6,49,19,326.49 Cr	
08-03-2017	NEFT OUT: PUNR017067195988: EVEREST POWER P : STBP0000191: 65011757679		22,33,098.00	6,26,86,228.49 Cr	
08-03-2017	NEFT CHRG: PUNR017067195988: EVEREST POWER P : STBP0000191: 65011757679		14.00	6,26,86,214.49 Cr	
08-03-2017	Z164002100008484		1,50,00,000.00	4,76,86,214.49 Cr	
08-03-2017	1120000300000035		2,50,00,000.00	2,26,86,214.49 Cr	
08-03-2017	IC2205		31,12,215.00	1,95,74,000.49 Cr	
08-03-2017	IC2205		19,51,809.00	1,76,22,190.49 Cr	
27-03-2017	RTGS From : 017032700547165/PTC INDIA LTD		20,00,00,000.00	21,78,23,079.49 Cr	
27-03-2017	NEFT OUT: PUNR017086255053: EVEREST POWER P : STBP0000191: 65011757679		40,00,000.00	21,38,23,079.49 Cr	
27-03-2017	NEFT CHRG: PUNR017086255053: EVEREST POWER P : STBP0000191: 65011757679		14.00	21,38,23,065.49 Cr	
27-03-2017	IC2205		1,25,00,000.00	20,13,23,065.49 Cr	
27-03-2017	IC3499		31,83,333.00	19,81,39,732.49 Cr	
28-03-2017	RTGS To : 32814944715/RUR		10,00,000.00	1,81,39,732.49 Cr	
28-03-2017	RTGS To :		58.00	1,81,39,674.49 Cr	
29-03-2017	NEFT OUT: PUNR017086566382: EVEREST POWER P : STBP0000191: 65011757679		60,00,000.00	1,21,39,674.49 Cr	
29-03-2017	NEFT CHRG: PUNR017086566382: EVEREST POWER P : STBP0000191: 65011757679		14.00	1,21,39,660.49 Cr	
29-03-2017	RTGS From : 017032900502494/PTC INDIA LTD		5,00,00,000.00	6,71,39,660.49 Cr	
29-03-2017	RTGS From : 017032900502493/PTC INDIA LTD		4,61,96,371.00	10,03,38,031.49 Cr	
29-03-2017	DD		5,00,000.00	10,08,38,031.49 Cr	
29-03-2017	DD COMMISSION		2,300.00	10,08,38,731.49 Cr	
30-03-2017	RTGS To : 33015005302/RUR		2,15,00,000.00	8,63,38,731.49 Cr	
30-03-2017	RTGS To :		60.00	8,63,38,671.49 Cr	
30-03-2017	RTGS To : 33015020370/RUR		1,62,94,322.00	7,00,44,349.49 Cr	
30-03-2017	RTGS To :		63.00	7,00,44,286.49 Cr	
30-03-2017	BALANCE OPERATION & MAINTENANCE-1120		2,00,00,000.00	5,00,44,286.49 Cr	



EVEREST POWER PRIVATE LIMITED**Interest on late payment of NRLDC - DSA for the FY 2015-16 (accounted in as below)**

Quarter	accounted in FY 2015-16	accounted in FY 2016-17	Total Interest
Q1	368,657	45,511	414,168
Q2	135,356	53,097	188,453
Q3	96,766	-	96,766
Q4		144,403	144,403
Total	600,779	243,011	843,790



भारत सरकार
विद्युत मंत्रालय
उत्तर क्षेत्रीय विद्युत समिति
18-ए, श.जीत सिंह मार्ग, कटवारिया सराय,
नई दिल्ली- 110016
Government of India
Ministry of Power
Northern Regional Power Committee
18-A, S. Jeet Singh Marg, Katwaria Sarai,
New Delhi-110016

फोन -26868681 , 26967842, 26867341
फैक्स Fax : 26865206
ईमेल e-mail: sec-nrpc@nic.in
वेबसाइट Website : www.nrpc.gov.in

सं. उकेविस/वाणिज्यिक/203/वि.नि.से./2016/9259-94
No. NRPC/Comml/203/DSA/ 2016/

दिनांक: 8, अक्टूबर, 2016
Dated: 8, October, 2016

सेवामें,
To,

संलग्न सूची के अनुसार
As per list enclosed

विषय: वित्तीय वर्ष 2015-16 की चतुर्थ तिमाही में विचलन निपटान शुल्क के देरी से भुगतान पर ब्याज।
Subject: Interest on late payment of Deviation Settlement charges for 4th quarter of FY 2015-16.

महोदय/Sir,

केंद्रीय विद्युत विनियामक आयोग (विचलन व्यवस्थापन तंत्र एवं सम्बद्ध मामले) विनियम, 2014 के अनुसार वित्तीय वर्ष 2015-16 की चतुर्थ तिमाही के लिए विचलन निपटान शुल्क में देरी से भुगतान पर ब्याज की गणना की गई है। सभी घटकों द्वारा देय / प्राप्त ब्याज का सार संलग्न है।

ब्याज की गणना उत्तर क्षेत्रीय विद्युत समिति की वेबसाइट पर उपलब्ध हैं। सभी घटकों से अनुरोध है कि यदि इस विवरण में कोई त्रुटि हो, तो उसे इस विवरण के जारी होने के 15 दिन के भीतर इस कार्यालय को सूचित करें। यदि 15 दिन के भीतर इस संबंध में किसी भी घटक से कोई सूचना नहीं प्राप्त होती है, तो ब्याज राशि को सही मान कर उसे पूर्णतया अंतिम समझा जायेगा।

जिन घटकों को ब्याज शुल्क देय है उनसे अनुरोध है कि उत्तर क्षेत्रीय भार प्रेषण केंद्र द्वारा बनाए गए विचलन पूल खाते "NR Deviation Pool Account Fund" (A/c No. 33706352298, IFSC/RTGS code: SBIN0000730, Bank: SBI, SOUTH EXTN, PART-1, NEW DELHI) में जमा करा दें।


The interest on late payment of Deviation Settlement charges for 4th quarter of FY 2015-16 has been calculated as per provisions in CERC (Deviation Settlement Mechanism and related matters) regulations 2014. The abstract of interest payable/receivable by/from all utilities is enclosed.

The calculations of the interest are available on NRPC website. The constituents are requested to intimate the discrepancy / error, if any, within 15 days from the date of issue of this statement. In case no such communication is received from any constituent within 15 days, the interest amount will be treated as correct and closed.

The constituents, which have to pay the interest charges as indicated in the statement, are requested to make payments into the Deviation Pool Account "NR Deviation Pool Account Fund" (A/c No. 33706352298, IFSC/RTGS code: SBIN0000730, Bank: SBI, SOUTH EXTN, PART-1, NEW DELHI) maintained by NRLDC.

अनुलग्नक - यथोपरि।
Encl.: As above.

भवदीय
Yours faithfully,


05.10.2016


(अजय तलेगांवकर)
(Ajay Talegaonkar)
अधीक्षण अभियंता (वाणिज्य)
Superintending Engineer (Commercial)



Northern Regional Power Committee


Abstract of Net Interest Payable/Receivable on late payment of Deviation Settlement charges for the FY
2015-2016

Name of Utility	Payable	Receivable
CHANDIGARH	407397	0
DELHI	234266	0
HARYANA	0	3261013
HIMACHAL PRADESH	26654108	0
JAMMU AND KASHMIR	238279948	0
NEPAL	0	11396
PUNJAB	19238516	0
RAILWAYS	0	717
RAJASTHAN	0	4489
UTTAR PRADESH	993685289	0
UTTARAKHAND	1197850	0
APCPL	23799	0
NHPC	0	988370
NTPC	0	74465
NTPC SOLAR	0	1215
SJVN	0	154323
THDC	0	118314
ADHPL	0	14693
EPPL	843790	0
GREENKO BUDHIL	3945224	0
HIMACHAL SORANG	82664	0
JPVL	0	248
SCL	0	5975
ER-NR	28633806	0
NER-NR	5411534	0
WR-NR	0	30602656
POOL BALANCE	0	1283400317
TOTAL	1318638191	1318638191



Northern Regional Power Committee
Abstract of Interest Payable/Receivable on late payment of Deviation Settlement charges for Quarter - 1, 2, 3 and 4 of FY 2015-2016

Name of Utility	Quarter - 1		Quarter - 2		Quarter - 3		Quarter - 4		Total (Q1+Q2+Q3+Q4)	
	Interest Payable	Interest Receivable	Interest Payable	Interest Receivable	Interest Payable	Interest Receivable	Interest Payable	Interest Receivable	Interest Payable (Rs.)	Interest Receivable (Rs.)
CHANDIGARH	3619	0	1599	0	139	0	402040	0	407397	0
DELHI	23425	0	0	59983	475499	0	0	204695	498924	264658
HARYANA	0	0	0	0	0	3376100	115087	0	115087	3376100
HIMACHAL PRADESH	920406	0	6233855	0	11649053	0	7850794	0	26654108	0
JAMMU AND KASHMIR	63510965	0	62618063	0	56151095	0	55999825	0	238279948	0
NEPAL	0	2989	0	0	0	4580	0	3827	0	11396
PUNJAB	22282	0	1024209	0	2829387	0	15362638	0	19238516	0
RAILWAYS	0	6524	6118	0	0	94	0	217	6118	6835
RAJASTHAN	0	0	2706	0	0	2512	0	4683	2706	7195
UTTAR PRADESH	218818284	0	245336319	0	302662196	0	226868480	0	993685289	0
UTTARAKHAND	66371	0	266160	0	53574	0	811745	0	1197850	0
APCPL	5349	0	0	0	2741	0	15709	0	23799	0
NHPC	0	161805	0	123485	0	617336	0	85744	0	988370
NTPC	0	8207	0	62340	0	3385	0	533	0	74465
NTPC SOLAR	0	0	0	0	0	315	0	900	0	1215
SJVN	0	20096	0	30471	0	89820	0	13936	0	154323
THDC	0	15432	0	18193	0	69982	0	14707	0	118314
ADHPL	6857	0	0	8396	0	12373	0	781	6857	21550
EPPL	414168	0	188453	0	96766	0	144403	0	843790	0
GREENKO BUDHIL	1543809	0	784324	0	1079174	0	537917	0	3945224	0
HIMACHAL SORANG	0	6052	0	26792	112368	0	3140	0	115508	32844
JPVL	0	0	0	0	0	287	39	0	39	287
SCL	0	8668	0	3301	5766	0	228	0	5994	11969
ER-NR	6198678	0	4227895	0	10990529	0	7216704	0	28633806	0
NER-NR	0	0	0	0	1447014	0	3964520	0	5411534	0
WR-NR	0	3310670	0	2878585	0	21182390	0	3231011	0	30602656
POOL BALANCE	0	287993780	0	317478175	0	362196127	0	315732235	0	1283400317
Total	291534223	291534223	320689701	320689701	387555301	387555301	319293269	319293269	1319072494	1319072494



भारत सरकार
उत्तर क्षेत्रीय विद्युत समिति
18-ए, श.जीत सिंह मार्ग, कटवारिया सराय,
नई दिल्ली- 110016
Government of India
Northern Regional Power Committee
18-A, S. Jeet Singh Marg, Katwaria Sarai,
New Delhi-110016

फोन -26868681, 26967842, 26867341
फैक्स Fax : 26865206
ईमेल e-mail: sec-nrpc@nic.in
वेबसाइट Website : www.nrpc.gov.in

सं. उक्षेविस/वाणिज्यिक/203/वि.नि.ले./2016/1286-1320
No. NRPC/Comml/203/DSA/ 2016/

दिनांक: 16 फरवरी, 2016
Dated: 16th February, 2016

सेवामें,
To,

संलग्न सूची के अनुसार
As per list enclosed

विषय: वित्तीय वर्ष 2015-16 की प्रथम, द्वितीय व तृतीय तिमाहियों में विचलन निपटान शुल्क के देरी से भुगतान पर ब्याज।

Subject: Interest on late payment of Deviation Settlement charges for 1st, 2nd and 3rd quarters of FY 2015-16.

महोदय/Sir,

केंद्रीय विद्युत विनियामक आयोग (विचलन व्यवस्थापन तंत्र एवं सम्बद्ध मामले) विनियम, 2014 के अनुसार वित्तीय वर्ष 2015-16 की प्रथम, द्वितीय व तृतीय तिमाहियों के लिए विचलन निपटान शुल्क में देरी से भुगतान पर ब्याज की गणना की गई है। सभी घटकों द्वारा देय/प्राप्य ब्याज का सार संलग्न है।

ब्याज की गणना उत्तर क्षेत्रीय विद्युत समिति की वेबसाइट पर उपलब्ध है। सभी घटकों से अनुरोध है कि यदि इस विवरण में कोई त्रुटि हो, तो उसे इस विवरण के जारी होने के 15 दिन के भीतर इस कार्यालय को सूचित करें। यदि 15 दिन के भीतर इस संबंध में किसी भी घटक से कोई सूचना नहीं प्राप्त होती है, तो ब्याज राशि को सही मान कर उसे पूर्णतया अंतिम समझा जायेगा।

जिन घटकों को ब्याज शुल्क देय है उनसे अनुरोध है कि उत्तर क्षेत्रीय भार प्रेषण केंद्र द्वारा बनाए गए विचलन पूल खाते "NR Deviation Pool Account Fund" (A/c No. 33706352298, IFSC/RTGS code: SBIN0000730, Bank: SBI, SOUTH EXTN, PART-1, NEW DELHI) में जमा करा दें।

The interest on late payment of Deviation Settlement charges for 1st, 2nd and 3rd quarters of FY 2015-16 has been calculated as per provisions in CERC (Deviation Settlement Mechanism and related matters) regulations 2014. The abstract of interest payable/receivable by/from all utilities is enclosed.

The calculations of the interest are available on NRPC website. The constituents are requested to intimate the discrepancy / error, if any, within 15 days from the date of issue of this statement. In case no such communication is received from any constituent within 15 days, the interest amount will be treated as correct and closed.

The constituents, which have to pay the interest charges as indicated in the statement, are requested to make payments into the Deviation Pool Account "NR Deviation Pool Account Fund" (A/c No. 33706352298, IFSC/RTGS code: SBIN0000730, Bank: SBI, SOUTH EXTN, PART-1, NEW DELHI) maintained by NRLDC.

अनुलग्नक - यथोपरि।
Encl.: As above.

भवदीय
Yours faithfully,



for अजय तलेगांवकर
(अजय तलेगांवकर) 16/2/2016
(Ajay Talegaonkar)
अधीक्षक अभियंता (वाणिज्य)
Superintending Engineer (Commercial)

Northern Regional Power Committee
Abstract of Net Interest Payable/Receivable on late payment of Deviation Settlement
charges for Quarter - 1,2 and 3 of FY 2015-2016

Name of Utility	Interest Amount Payable (Rs.)	Interest Amount Receivable (Rs.)
CHANDIGARH	0	113964
DELHI	178976	0
HARYANA	0	3376100
HIMACHAL PRADESH	18803314	0
JAMMU AND KASHMIR	182278734	0
NEPAL	6316	0
PUNJAB	3875878	0
RAILWAYS	0	235712
RAJASTHAN	194	0
UTTAR PRADESH	766816809	0
UTTARAKHAND	386105	0
APCPL	8090	0
NHPC	24927	0
NTPC	0	73932
NTPC SOLAR	0	345
SJVN	0	28833
THDC	0	21482
ADHPL	0	15040
EPPL	600779	0
GREENKO BUDHIL	3410089	0
HIMACHAL SORANG	0	287
JPVL	83594	0
SCL	0	10004
ER-NR	21793893	0
NER-NR	1447014	0
WR-NR	0	23630240
POOL BALANCE	0	972208773
Total	999714712	999714712



Northern Regional Power Committee

Abstract of Interest Payable/Receivable on late payment of Deviation Settlement charges for Quarter - 1,2 and 3 of FY 2015-2016

Name of Utility	Quarter - 1		Quarter - 2		Quarter - 3		Total (Q1+Q2+Q3)	
	Interest Payable	Interest Receivable	Interest Payable	Interest Receivable	Interest Payable	Interest Receivable	Interest Payable (Rs.)	Interest Receivable (Rs.)
CHANDIGARH	0	33749	0	40813	0	39402	0	113964
DELHI	0	183633	0	74450	437059	0	437059	258083
HARYANA	0	0	0	0	0	3376100	0	3376100
HIMACHAL PRADESH	920406	0	6233855	0	11649053	0	18803314	0
JAMMU AND KASHMIR	63510965	0	62618063	0	56149706	0	182278734	0
NEPAL	7522	0	0	101	0	1105	7522	1206
PUNJAB	22282	0	1024209	0	2829387	0	3875878	0
RAILWAYS	0	83478	0	65320	0	86914	0	235712
RAJASTHAN	0	0	2706	0	0	2512	2706	2512
UTTAR PRADESH	218818294	0	245336319	0	302662196	0	766816809	0
UTTARAKHAND	66371	0	266160	0	53574	0	386105	0
APCPL	5349	0	0	0	2741	0	8090	0
NHPC	211053	0	154577	0	0	340703	365630	340703
NTPC	0	8207	0	62340	0	3385	0	73932
NTPC SOLAR	0	0	0	0	0	345	0	345
SJVN	37321	0	5519	0	0	71673	42840	71673
THDC	16162	0	3850	0	0	41494	20012	41494
ADHPL	7212	0	0	10519	0	11733	7212	22252
EPPL	368657	0	135356	0	96766	0	600779	0
GREENKO BUDHIL	1543809	0	787124	0	1079156	0	3410089	0
HIMACHAL SORANG	0	0	0	0	0	287	0	287
JPVL	0	2742	0	25485	111821	0	111821	28227
SCL	0	6771	0	4542	1309	0	1309	11313
ER-NR	6324133	0	4343744	0	11126016	0	21793893	0
NER-NR	0	0	0	0	1447014	0	1447014	0
WR-NR	0	1412696	0	1770427	0	20447117	0	23630240
POOL BALANCE	0	290128260	0	318857485	0	363223028	0	972208773
Total	291859536	291859536	320911482	320911482	387645798	387645798	1000416816	1000416816



253



सत्यमेव जयते

भारत सरकार

Government of India

विद्युत मंत्रालय

Ministry of Power

उत्तर क्षेत्रीय विद्युत समिति

Northern Regional Power Committee

सं. उक्षेविस/वाणिज्यिक/203/वि.नि.ले./2017/8598 - 8630

No. NRPC/Comm/203/DSA/ 2017/

दिनांक : 27 जुलाई, 2017

Dated: 27, July, 2017

सेवामें,
To,संलग्न सूची के अनुसार
As per list enclosed

विषय: वित्तीय वर्ष 2016-17 की प्रथम, द्वितीय, तृतीय व चतुर्थ तिमाहियों में विचलन निपटान शुल्क के देरी से भुगतान पर ब्याज।

Subject: Interest on late payment of Deviation Settlement charges for 1st, 2nd, 3rd and 4th quarter of FY 2016-17.

महोदय/Sir,

केंद्रीय विद्युत विनियामक आयोग के (विचलन व्यवस्थापन तंत्र एवं सम्बद्ध मामले) विनियम, 2014 के अनुसार वित्तीय वर्ष 2016-17 की प्रथम, द्वितीय, तृतीय एवं चतुर्थ तिमाहियों के लिए विचलन निपटान शुल्क में देरी से भुगतान पर ब्याज की गणना की गई है। सभी घटकों द्वारा देय/प्राप्त ब्याज का सार संलग्न है।

ब्याज की गणना उत्तर क्षेत्रीय विद्युत समिति की वेबसाइट पर उपलब्ध है। सभी घटकों से अनुरोध है कि यदि इस विवरण में कोई त्रुटि हो, तो उसे इस विवरण के जारी होने के 15 दिन के भीतर इस कार्यालय को सूचित करें। यदि 15 दिन के भीतर इस संबंध में किसी भी घटक से कोई सूचना नहीं प्राप्त होती है, तो ब्याज राशि की गणना को सही मान कर उसे पूर्णतया अंतिम समझा जायेगा।

जिन घटकों की ब्याज शुल्क देय है उनसे अनुरोध है कि उत्तर क्षेत्रीय भार प्रेषण केंद्र द्वारा बनाए गए विचलन पूल खाते "NR Deviation Pool Account Fund" (A/c No. 33706352298, IFSC/RTGS code: SBIN0000730, Bank: SBI, SOUTH EXTN, PART-1, NEW DELHI) में जमा करा दें।

The interest on late payment of Deviation Settlement charges for 1st, 2nd, 3rd and 4th quarters of FY 2016-17 has been calculated as per provisions in CERC (Deviation Settlement Mechanism and related matters) regulations 2014. The abstract of interest payable/receivable by/from all utilities is enclosed.

The calculations of the interest are available on NRPC website. The constituents are requested to intimate the discrepancy / error, if any, within 15 days from the date of issue of this statement. In case no such communication is received from any constituent within 15 days, the calculation of interest amount will be treated as correct and closed.

The constituents, which have to pay the interest charges as indicated in the statement, are requested to make payments into the Deviation Pool Account "NR Deviation Pool Account Fund" (A/c No. 33706352298, IFSC/RTGS code: SBIN0000730, Bank: SBI, SOUTH EXTN, PART-1, NEW DELHI) maintained by NRLDC.

अनुलग्नक - यथोपरि।

Encl.: As above.

भवदीय

Yours faithfully,

(हेमन्त कुमार पाण्डेय)

(Hemant Kumar Pandey)

अधीक्षण अभियंता


Superintending Engineer



Northern Regional Power Committee

Abstract of Net Interest Payable/Receivable on late payment of Deviation Settlement charges for Quarter - 1 to 4 of FY 2016-2017


Name of Utility/Pool	Interest Amount Payable (Rs.)	Interest Amount Receivable (Rs.)
CHANDIGARH	1887764	0
DELHI	0	430390
HARYANA	0	900356
HIMACHAL PRADESH	5400740	0
JAMMU AND KASHMIR	92719494	0
N.F.L.	0	129223
NEPAL	0	95321
POWERGRID NR	0	26448
PUNJAB	0	205484
RAILWAYS	0	26022
RAJASTHAN	0	1114225
UTTAR PRADESH	360523267	0
UTTARAKHAND	0	4637
APCPL	5178	0
BBMB	0	433650
NHPC	0	2417436
NTPC	0	709924
NTPC SOLAR	0	42854
SJVN	0	424860
THDC	0	380180
ADHPL	0	97797
EPPL	1141111	0
GREENKO BUDHIL	1135015	0
HBPCL	0	233683
HIMACHAL SORANG	14575	0
SCL	0	9157
ER-NR	14684195	0
NER-NR	15976485	0
WR-NR	0	14386694
POOL	0	471419483
Total	493487824	493487824




Northern Regional Power Committee
Abstract of Interest Payable/Receivable on late payment of Deviation Settlement charges for Quarter - 1, 2, 3 & 4 of FY 2016-2017

(figures in Rs.)

Name of Utility/Pool	Quarter-1		Quarter-2		Quarter-3		Quarter-4		Total (Q1+Q2+Q3+Q4)	
	Interest Payable	Interest Receivable	Interest Payable	Interest Receivable	Interest Payable	Interest Receivable	Interest Payable	Interest Receivable	Interest Payable	Interest Receivable
CHANDIGARH	80254	0	32754	0	99923	0	1674833	0	1887764	0
DELHI	0	381896	0	56044	3654	0	3896	0	7550	437940
HARYANA	0	260848	0	105995	0	189603	0	343910	0	900356
HIMACHAL PRADESH	2984601	0	2459020	0	0	42881	0	0	5443621	42881
JAMMU AND KASHMIR	32228136	0	25881984	0	19989258	0	14620116	0	92719494	0
N.F.L.	0	0	0	2499	0	12612	0	114112	0	129223
NEPAL	0	43775	0	22869	0	458	0	28219	0	95321
POWERGRID NR	0	0	0	1917	28932	0	0	53463	28932	55380
PUNJAB	1048356	0	93589	0	0	118078	0	1229351	1141945	1347429
RAILWAYS	0	0	0	0	0	0	0	26022	0	26022
RAJASTHAN	398130	0	0	212942	0	677610	0	621803	398130	1512355
UTTAR PRADESH	138046383	0	80308076	0	58882675	0	83286133	0	360523267	0
UTTARAKHAND	0	38321	0	8950	16733	0	25901	0	42634	47271
APCPL	3687	0	1707	0	0	67	0	149	5394	216
BBMB	0	0	0	879	0	100206	0	332565	0	433650
NHPC	0	861834	0	272443	0	82863	0	1200296	0	2417436
NTPC	0	602934	0	82152	0	24838	0	0	0	709924
NTPC SOLAR	0	9494	0	10391	0	5964	0	17005	0	42854
SJVN	0	97828	0	113464	0	83630	0	129938	0	424860
THDC	0	50071	0	48912	0	55801	0	225396	0	380180
ADHPL	0	24447	0	47356	0	20256	0	5738	0	97797
EPPL	172284	0	240910	0	339549	0	388368	0	1141111	0
GREENKO BUDHIL	332060	0	349847	0	202272	0	250836	0	1135015	0
HBPCL	0	34879	0	87906	0	53201	0	57697	0	233683
HIMACHAL SORANG	1413	0	4418	0	4421	0	4323	0	14575	0
SCL	0	1144	0	5485	0	2528	0	0	0	9157
ER-NR	10090347	0	5515735	0	6393982	0	0	7315869	22000064	7315869
NER-NR	0	1938545	288322	0	0	1678046	19304754	0	19593076	3616591
WR-NR	0	2690540	0	309866	0	1263023	0	10123265	0	14386694
POOL	0	178349095	0	113786292	0	81549734	0	97734362	0	471419483
Total	185385651	185385651	115176362	115176362	85961399	85961399	119559160	119559160	506082572	506082572



956



**Punjab National Bank
Chanakyapuri, New Delhi
Cyber Receipt for Payment of Direct Tax
(TaxPayers Counterfoil)**

TAN : PTL10216D

CIN : BSR Code Date Of Receipt Challan Sr. No.
: 0302275 06052016 04509

NAME : EVEREST POWER PRIVATE LIMITED

Internet Banking Txn No. : 5001480959

Amount Deposited:

(i) Basic tax	: (Rs.) 32
(ii) Surcharge	: (Rs.) 0
(iii) Education Cess	: (Rs.) 0
(iv) Penalty	: (Rs.) 0
(v) Interest	: (Rs.) 1
(vi) Others	: (Rs.) 0
(vii) Fee234E	: (Rs.) 0
(viii) Fee	: (Rs.) 0
Total Amount deposited	: (Rs.) 33

Amount in Words : (Rupees) Thirty Three Only

Major Head : 0020

Assesment Year : 2016-17

Minor Head : 200

Nature of Payment : 94C Payment of contractors and sub-contractors

Note:-

Please Contact New Delhi, Focal Branch 011-23324711, 23318559, 23324484 (fax)
Get Duplicate Cyber Receipt from <https://gateway.netpnb.com>
CAUTION: You are requested to monitor your account for next 5 days, for any reason if money is refunded/Not debited to/from your account, fresh payment would be required.

PRINT



ਪੰਜਾਬ ਨੈਸ਼ਨਲ ਬੈਂਕ
...the name you can BANK upon!

punjab national bank
...the name you can BANK upon!

Punjab National Bank
Chanakyapuri, New Delhi
Cyber Receipt for Payment of Direct Tax
(TaxPayers Counterfoil)

TAN : **PTLE10216D**

CIN : **BSR Code Date Of Receipt Challan Sr. No.**
: **0302275 05072016 00731**

NAME : **EVEREST POWER PRIVATE LIMITED**

Internet Banking Txn No. : **5001950352**

Amount Deposited:

(i) Basic tax : (Rs.) 1137

(ii) Surcharge : (Rs.) 0

(iii) Education Cess : (Rs.) 0

(iv) Penalty : (Rs.) 0

(v) Interest : (Rs.) 68

(vi) Others : (Rs.) 0

(vii) Fee234E : (Rs.) 0

(viii) Fee : (Rs.) 0

Total Amount deposited : **(Rs.) 1205**

Amount in Words : **(Rupees) One Thousand Two Hundred Five Only**

Major Head : **0020**

Assesment Year : **2017-18**

Minor Head : **200**

Nature of Payment : **94C Payment of contractors and sub-contractors**

Note:-

Please Contact New Delhi, Focal Branch 011-23324711, 23318559, 23324484 (fax)
Get Duplicate Cyber Receipt from <https://gateway.netpnb.com>
CAUTION: You are requested to monitor your account for next 5 days, for any reason if money is refunded/Not debited to/from your account, fresh payment would be required.

PRINT

ਪੰਜਾਬ ਨੈਸ਼ਨਲ ਬੈਂਕ
...and you can BANK upon!

punjab national bank
...and you can BANK upon!

Punjab National Bank
Chanakypuri, New Delhi
Cyber Receipt for Payment of Direct Tax
(TaxPayers Counterfoil)

TAN : **PTLE10216D**

CIN : **BSR Code Date Of Receipt Challan Sr. No.**
: **0302275 21112016 00437**

NAME : **EVEREST POWER PRIVATE LIMITED**

Internet Banking Txn No. : **5003237978**

Amount Deposited:

(i) Basic tax : (Rs.) 44500
(ii) Surcharge : (Rs.) 0
(iii) Education Cess : (Rs.) 0
(iv) Penalty : (Rs.) 0
(v) Interest : (Rs.) 668
(vi) Others : (Rs.) 0
(vii) Fee234E : (Rs.) 0
(viii) Fee : (Rs.) 0

Total Amount deposited : **(Rs.) 45168**

Amount in Words : **(Rupees) Forty Five Thousand One Hundred Sixty Eight Only**

Major Head : **0020**

Assesment Year : **2017-18**

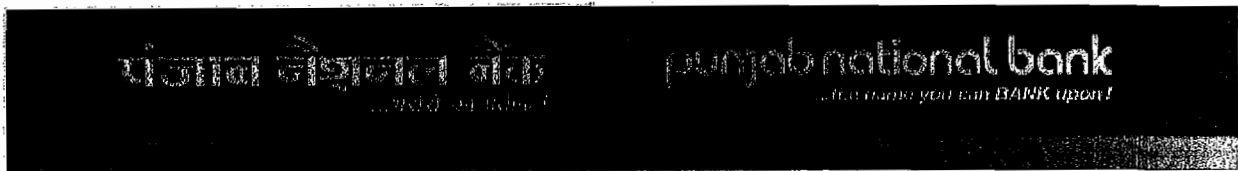
Minor Head : **200**

Nature of Payment : **94J Fees for Professional or Technical Services**

Note:-

Please Contact New Delhi, Focal Branch 011-23324711, 23318559, 23324484 (fax)
Get Duplicate Cyber Receipt from <https://gateway.netpn.com>
CAUTION: You are requested to monitor your account for next 5 days, for any reason if money is refunded/Not debited to/from your account, fresh payment would be required.





**Punjab National Bank
Chanakyapuri, New Delhi
Cyber Receipt for Payment of Direct Tax
(TaxPayers Counterfoil)**

TAN : PTL10216D

CIN : BSR Code Date Of Receipt Challan Sr. No.
: 0302275 21112016 00449

NAME : EVEREST POWER PRIVATE LIMITED

Internet Banking Txn No. : 5003238032

Amount Deposited:

(i) Basic tax : (Rs.) 11343

(ii) Surcharge : (Rs.) 0

(iii) Education Cess : (Rs.) 0

(iv) Penalty : (Rs.) 0

(v) Interest : (Rs.) 170

(vi) Others : (Rs.) 0

(vii) Fee234E : (Rs.) 0

(viii) Fee : (Rs.) 0

Total Amount deposited : (Rs.) 11513

Amount in Words : (Rupees) Eleven Thousand Five Hundred Thirteen Only

Major Head : 0020

Assesment Year : 2017-18

Minor Head : 200

Nature of Payment : 94J Fees for Professional or Technical Services

Note:-

Please Contact New Delhi, Focal Branch 011-23324711, 23318559, 23324484 (fax)
Get Duplicate Cyber Receipt from <https://gateway.netpn.com>
CAUTION: You are requested to monitor your account for next 5 days, for any reason if money is refunded/Not debited to/from your account, fresh payment would be required.

PRINT



ਪੰਜਾਬ ਨੈਸ਼ਨਲ ਬੈਂਕ
Punjab National Bank

Punjab National Bank
...the name you can BANK upon!

Punjab National Bank
Chanakypuri, New Delhi
Cyber Receipt for Payment of Direct Tax
(TaxPayers Counterfoil)

TAN : PTL10216D

CIN : BSR Code Date Of Receipt Challan Sr. No.
: 0302275 21112016 00472

NAME : EVEREST POWER PRIVATE LIMITED

Internet Banking Txn No. : 5003238189

Amount Deposited:

(i) Basic tax : (Rs.) 695

(ii) Surcharge : (Rs.) 0

(iii) Education Cess : (Rs.) 0

(iv) Penalty : (Rs.) 0

(v) Interest : (Rs.) 10

(vi) Others : (Rs.) 0

(vii) Fee234E : (Rs.) 0

(viii) Fee : (Rs.) 0

Total Amount deposited : (Rs.) 705

Amount in Words : (Rupees) Seven Hundred Five Only

Major Head : 0021

Assessment Year : 2017-18

Minor Head : 200

Nature of Payment : 94C Payment of contractors and sub-contractors

Note:-

Please Contact New Delhi, Focal Branch 011-23324711, 23318559, 23324484 (fax)
Get Duplicate Cyber Receipt from <https://gateway.netpn.com>
CAUTION: You are requested to monitor your account for next 5 days, for any reason if money is refunded/Not debited to/from your account, fresh payment would be required.



ਪੰਜਾਬ ਨੈਸ਼ਨਲ ਬੈਂਕ
... the name you can BANK upon!

punjab national bank
... the name you can BANK upon!

Punjab National Bank
Chanakyapuri, New Delhi
Cyber Receipt for Payment of Direct Tax
(TaxPayers Counterfoil)

TAN : PTL10216D

CIN : BSR Code Date Of Receipt Challan Sr. No.
: 0302275 21112016 00473

NAME : EVEREST POWER PRIVATE LIMITED

Internet Banking Txn No. : 5003238241

Amount Deposited:

(i) Basic tax : (Rs.) 673

(ii) Surcharge : (Rs.) 0

(iii) Education Cess : (Rs.) 0

(iv) Penalty : (Rs.) 0

(v) Interest : (Rs.) 10

(vi) Others : (Rs.) 0

(vii) Fee234E : (Rs.) 0

(viii) Fee : (Rs.) 0

Total Amount deposited : (Rs.) 683

Amount in Words : (Rupees) Six Hundred Eighty Three Only

Major Head : 0021

Assesment Year : 2017-18

Minor Head : 200

Nature of Payment : 94C Payment of contractors and sub-contractors

Note:-

Please Contact New Delhi, Focal Branch 011-23324711, 23318559, 23324484 (fax)
Get Duplicate Cyber Receipt from <https://gateway.netpn.com>
CAUTION: You are requested to monitor your account for next 5 days, for any reason if money is refunded/Not debited to/from your account, fresh payment would be required.



ਪੰਜਾਬ ਨੈਸ਼ਨਲ ਬੈਂਕ
...the name you can BANK upon!

punjab national bank
...the name you can BANK upon!

**Punjab National Bank
Chanakyapuri, New Delhi
Cyber Receipt for Payment of Direct Tax
(TaxPayers Counterfoil)**

TAN : PTLE10216D

CIN : BSR Code Date Of Receipt Challan Sr. No.
: 0302275 21112016 00482

NAME : EVEREST POWER PRIVATE LIMITED

Internet Banking Txn No. : 5003238469

Amount Deposited:

(i) Basic tax : (Rs.) 167075

(ii) Surcharge : (Rs.) 0

(iii) Education Cess : (Rs.) 0

(iv) Penalty : (Rs.) 0

(v) Interest : (Rs.) 2506

(vi) Others : (Rs.) 0

(vii) Fee234E : (Rs.) 0

(viii) Fee : (Rs.) 0

Total Amount deposited : (Rs.) 169581

Amount in Words : (Rupees) One Lakh Sixty Nine Thousand Five Hundred Eighty One Only

Major Head : 0020


Assesment Year : 2017-18

Minor Head : 200

Nature of Payment : 94C Payment of contractors and sub- contractors

Note:-

Please Contact New Delhi, Focal Branch 011-23324711, 23318559, 23324484 (fax)
Get Duplicate Cyber Receipt from <https://gateway.netpn.com>
CAUTION: You are requested to monitor your account for next 5 days, for any reason if money is refunded/Not debited to/from your account, fresh payment would be required.



PRINT

ਪੰਜਾਬ ਨੈਸ਼ਨਲ ਬੈਂਕ
...and more...

punjab national bank
...the name you can BANK upon!

Punjab National Bank
Chanakyapuri, New Delhi
Cyber Receipt for Payment of Direct Tax
(TaxPayers Counterfoil)

TAN : **PTLE10216D**

CIN : **BSR Code Date Of Receipt Challan Sr. No.**
: **0302275 21112016 00489**

NAME : **EVEREST POWER PRIVATE LIMITED**

Internet Banking Txn No. : **5003238547**

Amount Deposited:

(i) Basic tax : (Rs.) 14038

(ii) Surcharge : (Rs.) 0

(iii) Education Cess : (Rs.) 0

(iv) Penalty : (Rs.) 0

(v) Interest : (Rs.) 211

(vi) Others : (Rs.) 0

(vii) Fee234E : (Rs.) 0

(viii) Fee : (Rs.) 0

Total Amount deposited : **(Rs.) 14249**

Amount in Words : **(Rupees) Forteen Thousand Two Hundred Forty Nine Only**

Major Head : **0020**

Assesment Year : **2017-18**

Minor Head : **200**


Nature of Payment : **94I Rent**

Note:-

Please Contact New Delhi, Focal Branch 011-23324711, 23318559, 23324484 (fax)
Get Duplicate Cyber Receipt from <https://gateway.netpn.com>
CAUTION: You are requested to monitor your account for next 5 days, for any reason if money is refunded/Not debited to/from your account, fresh payment would be required.



EVEREST



**Punjab National Bank
Chanakypuri, New Delhi
Cyber Receipt for Payment of Direct Tax
(TaxPayers Counterfoil)**

TAN : PTLE10216D

CIN : BSR Code Date Of Receipt Challan Sr. No.
: 0302275 21112016 00497

NAME : EVEREST POWER PRIVATE LIMITED

Internet Banking Txn No. : 5003238602

Amount Deposited:

(i) Basic tax : (Rs.) 84663

(ii) Surcharge : (Rs.) 0

(iii) Education Cess : (Rs.) 0

(iv) Penalty : (Rs.) 0

(v) Interest : (Rs.) 1270

(vi) Others : (Rs.) 0

(vii) Fee234E : (Rs.) 0

(viii) Fee : (Rs.) 0

Total Amount deposited : (Rs.) 85933

Amount in Words : (Rupees) Eighty Five Thousand Nine Hundred Thirty Three Only

Major Head : 0021


Assesment Year : 2017-18

Minor Head : 200

Nature of Payment : 94I Rent

Note:-

Please Contact New Delhi, Focal Branch 011-23324711, 23318559, 23324484 (fax)
Get Duplicate Cyber Receipt from <https://gateway.netpn.com>
CAUTION: You are requested to monitor your account for next 5 days, for any reason if money is refunded/Not debited to/from your account, fresh payment would be required.



FRONT

ਪੰਜਾਬ ਨੈਸ਼ਨਲ ਬੈਂਕ
...the name you can BANK upon!

punjab national bank
...the name you can BANK upon!

Punjab National Bank
Chanakyapuri, New Delhi
Cyber Receipt for Payment of Direct Tax
(TaxPayers Counterfoil)

TAN : **PTLE10216D**

CIN : **BSR Code Date Of Receipt Challan Sr. No.**
: **0302275 21112016 00507**

NAME : **EVEREST POWER PRIVATE LIMITED**

Internet Banking Txn No. : **5003238681**

Amount Deposited:

(i) Basic tax : (Rs.) 2287

(ii) Surcharge : (Rs.) 0

(iii) Education Cess : (Rs.) 0

(iv) Penalty : (Rs.) 0

(v) Interest : (Rs.) 34

(vi) Others : (Rs.) 0

(vii) Fee234E : (Rs.) 0

(viii) Fee : (Rs.) 0

Total Amount deposited : **(Rs.) 2321**

Amount in Words : **(Rupees) Two Thousand Three Hundred Twenty One Only**

Major Head : **0020**

Assesment Year : **2017-18**

Minor Head : **200**

Nature of Payment : **94I Rent**

Note:-

Please Contact New Delhi, Focal Branch 011-23324711, 23318559, 23324484 (fax)
Get Duplicate Cyber Receipt from <https://gateway.netpn.com>
CAUTION: You are requested to monitor your account for next 5 days, for any reason if money is refunded/Not debited to/from your account, fresh payment would be required.



PRINT

ਪੰਜਾਬ ਨੈਸ਼ਨਲ ਬੈਂਕ
...the name you can BANK upon!

punjab national bank
...the name you can BANK upon!

Punjab National Bank
Chanakypuri, New Delhi
Cyber Receipt for Payment of Direct Tax
(TaxPayers Counterfoil)

TAN : PTLE10216D

CIN : BSR Code Date Of Receipt Challan Sr. No.
: 0302275 21112016 00513

NAME : EVEREST POWER PRIVATE LIMITED

Internet Banking Txn No. : 5003238733

Amount Deposited:

(i) Basic tax : (Rs.) 8800

(ii) Surcharge : (Rs.) 0

(iii) Education Cess : (Rs.) 0

(iv) Penalty : (Rs.) 0

(v) Interest : (Rs.) 132

(vi) Others : (Rs.) 0

(vii) Fee234E : (Rs.) 0

(viii) Fee : (Rs.) 0

Total Amount deposited : (Rs.) 8932

Amount in Words : (Rupees) Eight Thousand Nine Hundred Thirty Two Only

Major Head : 0021


Assesment Year : 2017-18

Minor Head : 200


Nature of Payment : 92B Payment of Employees other than Govt. Employees

Note:-

Please Contact New Delhi, Focal Branch 011-23324711, 23318559, 23324484 (fax)
Get Duplicate Cyber Receipt from <https://gateway.netpn.com>
CAUTION: You are requested to monitor your account for next 5 days, for any reason if money is refunded/Not debited to/from your account, fresh payment would be required.



PRINT



**Punjab National Bank
Chanakypuri, New Delhi
Cyber Receipt for Payment of Direct Tax
(TaxPayers Counterfoil)**

TAN : PTL10216D

CIN : BSR Code Date Of Receipt Challan Sr. No.
: 0302275 28012017 00167

NAME : EVEREST POWER PRIVATE LIMITED

Internet Banking Txn No. : 5004097778

Amount Deposited:

(i) Basic tax : (Rs.) 44084 (42800 + 1284)

(ii) Surcharge : (Rs.) 0

(iii) Education Cess : (Rs.) 0

(iv) Penalty : (Rs.) 0

(v) Interest : (Rs.) 0 → 1284

(vi) Others : (Rs.) 0

(vii) Fee234E : (Rs.) 0

(viii) Fee : (Rs.) 0

Total Amount deposited : (Rs.) 44084

Amount in Words : (Rupees) Forty Four Thousand Eighty Four Only

Major Head : 0021


Assesment Year : 2017-18

Minor Head : 200


Nature of Payment : 94J Fees for Professional or Technical Services

Note:-

Please Contact New Delhi, Focal Branch 011-23324711, 23318559, 23324484 (fax)
Get Duplicate Cyber Receipt from <https://gateway.netpn.com>
CAUTION: You are requested to monitor your account for next 5 days, for any reason if money is refunded/Not debited to/from your account, fresh payment would be required.



PRINT



**Punjab National Bank
Chanakypuri, New Delhi
Cyber Receipt for Payment of Direct Tax
(TaxPayers Counterfoil)**

TAN : PTLE10216D

CIN : BSR Code Date Of Receipt Challan Sr. No.
: 0302275 28012017 00169

NAME : EVEREST POWER PRIVATE LIMITED

Internet Banking Txn No. : 5004097780

Amount Deposited:

(i) Basic tax : (Rs.) 11374 (11043 + 331)

(ii) Surcharge : (Rs.) 0

(iii) Education Cess : (Rs.) 0

(iv) Penalty : (Rs.) 0

(v) Interest : (Rs.) 0 → 331

(vi) Others : (Rs.) 0

(vii) Fee234E : (Rs.) 0

(viii) Fee : (Rs.) 0

Total Amount deposited : (Rs.) 11374

Amount in Words : (Rupees) Eleven Thousand Three Hundred Seventy Four Only

Major Head : 0020


Assesment Year : 2017-18

Minor Head : 200

Nature of Payment : 94J Fees for Professional or Technical Services

Note:-

Please Contact New Delhi, Focal Branch 011-23324711, 23318559, 23324484 (fax)
Get Duplicate Cyber Receipt from <https://gateway.netpn.com>
CAUTION: You are requested to monitor your account for next 5 days, for any reason if money is refunded/Not debited to/from your account, fresh payment would be required.



PRINT

ਪੰਜਾਬ ਨੈਸ਼ਨਲ ਬੈਂਕ
PUNJAB NATIONAL BANK

punjab national bank
...the name you can BANK upon!

**Punjab National Bank
Chanakyapuri, New Delhi
Cyber Receipt for Payment of Direct Tax
(TaxPayers Counterfoil)**

TAN : PTL10216D

CIN : BSR Code Date Of Receipt Challan Sr. No.
: 0302275 28012017 00171

NAME : EVEREST POWER PRIVATE LIMITED

Internet Banking Txn No. : 5004097782

Amount Deposited:

(i) Basic tax : (Rs.) 3567 (3464 + 103)

(ii) Surcharge : (Rs.) 0

(iii) Education Cess : (Rs.) 0

(iv) Penalty : (Rs.) 0

(v) Interest : (Rs.) 0 → 103

(vi) Others : (Rs.) 0

(vii) Fee234E : (Rs.) 0

(viii) Fee : (Rs.) 0

Total Amount deposited : (Rs.) 3567

Amount in Words : (Rupees) Three Thousand Five Hundred Sixty Seven Only

Major Head : 0021


Assesment Year : 2017-18

Minor Head : 200

Nature of Payment : 94C Payment of contractors and sub- contractors

Note:-

Please Contact New Delhi, Focal Branch 011-23324711, 23318559, 23324484 (fax)
Get Duplicate Cyber Receipt from <https://gateway.netpnb.com>
CAUTION: You are requested to monitor your account for next 5 days, for any reason if money is refunded/Not debited to/from your account, fresh payment would be required.



FRONT

ਪੰਜਾਬ ਨੈਸ਼ਨਲ ਬੈਂਕ
...the name you can BANK upon!

punjab national bank
...the name you can BANK upon!

Punjab National Bank
Chanakyapuri, New Delhi
Cyber Receipt for Payment of Direct Tax
(TaxPayers Counterfoil)

TAN : PTL10216D

CIN : BSR Code Date Of Receipt Challan Sr. No.
: 0302275 28012017 00173

NAME : EVEREST POWER PRIVATE LIMITED

Internet Banking Txn No. : 5004097784

Amount Deposited:

(i) Basic tax : (Rs.) 2227 (2162 + 65)

(ii) Surcharge : (Rs.) 0

(iii) Education Cess : (Rs.) 0

(iv) Penalty : (Rs.) 0

(v) Interest : (Rs.) 0 → 65

(vi) Others : (Rs.) 0

(vii) Fee234E : (Rs.) 0

(viii) Fee : (Rs.) 0

Total Amount deposited : (Rs.) 2227

Amount in Words : (Rupees) Two Thousand Two Hundred Twenty Seven Only

Major Head : 0021


Assesment Year : 2017-18

Minor Head : 200

Nature of Payment : 94C Payment of contractors and sub- contractors

Note:-

Please Contact New Delhi, Focal Branch 011-23324711, 23318559, 23324484 (fax)
Get Duplicate Cyber Receipt from <https://gateway.netpnb.com>
CAUTION: You are requested to monitor your account for next 5 days, for any reason if money is refunded/Not debited to/from your account, fresh payment would be required.



PRINT

ਪੰਜਾਬ ਨੈਸ਼ਨਲ ਬੈਂਕ
...the name you can BANK upon!

punjab national bank
...the name you can BANK upon!

Punjab National Bank
Chanakyapuri, New Delhi
Cyber Receipt for Payment of Direct Tax
(TaxPayers Counterfoil)

TAN : PTL10216D

CIN : BSR Code Date Of Receipt Challan Sr. No.
: 0302275 28012017 00175

NAME : EVEREST POWER PRIVATE LIMITED

Internet Banking Txn No. : 5004097786

Amount Deposited:

(I) Basic tax : (Rs.) 349484 (339305 + 10179)

(ii) Surcharge : (Rs.) 0

(iii) Education Cess : (Rs.) 0

(iv) Penalty : (Rs.) 0

(v) Interest : (Rs.) 0 → 10179

(vi) Others : (Rs.) 0

(vii) Fee234E : (Rs.) 0

(viii) Fee : (Rs.) 0

Total Amount deposited : (Rs.) 349484

Amount in Words : (Rupees) Three Lakh Forty Nine Thousand Four Hundred Eighty Four Only

Major Head : 0020


Assesment Year : 2017-18

Minor Head : 200

Nature of Payment : 94C Payment of contractors and sub- contractors

Note:-

Please Contact New Delhi, Focal Branch 011-23324711, 23318559, 23324484 (fax)
Get Duplicate Cyber Receipt from <https://gateway.netpn.com>
CAUTION: You are requested to monitor your account for next 5 days, for any reason if money is refunded/Not debited to/from your account, fresh payment would be required.



PNB

ਪੰਜਾਬ ਨੈਸ਼ਨਲ ਬੈਂਕ
Punjab National Bank

punjab national bank
...the name you can BANK upon!

Punjab National Bank
Chanakypuri, New Delhi
Cyber Receipt for Payment of Direct Tax
(TaxPayers Counterfoil)

TAN : PTL10216D

CIN : BSR Code Date Of Receipt Challan Sr. No.
: 0302275 28012017 00176

NAME : EVEREST POWER PRIVATE LIMITED

Internet Banking Txn No. : 5004097793

Amount Deposited:

(i) Basic tax : (Rs.) 18758 (18212 + 546)

(ii) Surcharge : (Rs.) 0

(iii) Education Cess : (Rs.) 0

(iv) Penalty : (Rs.) 0

(v) Interest : (Rs.) 0 → 546

(vi) Others : (Rs.) 0

(vii) Fee234E : (Rs.) 0

(viii) Fee : (Rs.) 0

Total Amount deposited : (Rs.) 18758

Amount in Words : (Rupees) Eighteen Thousand Seven Hundred Fifty Eight Only

Major Head : 0020


Assesment Year : 2017-18

Minor Head : 200


Nature of Payment : 94I Rent

Note:-

Please Contact New Delhi, Focal Branch 011-23324711, 23318559, 23324484 (fax)
Get Duplicate Cyber Receipt from <https://gateway.netpnb.com>
CAUTION: You are requested to monitor your account for next 5 days, for any reason if money is refunded/Not debited to/from your account, fresh payment would be required.



PRINT



**Punjab National Bank
Chanakyapuri, New Delhi
Cyber Receipt for Payment of Direct Tax
(TaxPayers Counterfoil)**

TAN : PTL10216D

CIN : BSR Code Date Of Receipt Challan Sr. No.
: 0302275 28012017 00177

NAME : EVEREST POWER PRIVATE LIMITED

Internet Banking Txn No. : 5004097800

Amount Deposited:

(i) Basic tax : (Rs.) 42058 (40833 + 1225)

(ii) Surcharge : (Rs.) 0

(iii) Education Cess : (Rs.) 0

(iv) Penalty : (Rs.) 0

(v) Interest : (Rs.) 0 → 1225

(vi) Others : (Rs.) 0

(vii) Fee234E : (Rs.) 0

(viii) Fee : (Rs.) 0

Total Amount deposited : (Rs.) 42058

Amount in Words : (Rupees) Forty Two Thousand Fifty Eight Only

Major Head : 0021


Assesment Year : 2017-18

Minor Head : 200

Nature of Payment : 94I Rent

Note:-

Please Contact New Delhi, Focal Branch 011-23324711, 23318559, 23324484 (fax)
Get Duplicate Cyber Receipt from <https://gateway.netpn.com>
CAUTION: You are requested to monitor your account for next 5 days, for any reason if money is refunded/Not debited to/from your account, fresh payment would be required.



PRINT

ਪੰਜਾਬ ਨੈਸ਼ਨਲ ਬੈਂਕ
...for every one of us...

punjabnationalbank
...for every one you can BANK upon!

Punjab National Bank
Chanakyapuri, New Delhi
Cyber Receipt for Payment of Direct Tax
(TaxPayers Counterfoil)

TAN : PTLE10216D

CIN : BSR Code Date Of Receipt Challan Sr. No.
: 0302275 28012017 00178

NAME : EVEREST POWER PRIVATE LIMITED

Internet Banking Txn No. : 5004097802

Amount Deposited:

(i) Basic tax : (Rs.) 1496 (1453 + 43)

(ii) Surcharge : (Rs.) 0

(iii) Education Cess : (Rs.) 0

(iv) Penalty : (Rs.) 0

(v) Interest : (Rs.) 0 → 43

(vi) Others : (Rs.) 0

(vii) Fee234E : (Rs.) 0

(viii) Fee : (Rs.) 0

Total Amount deposited : (Rs.) 1496

Amount in Words : (Rupees) One Thousand Four Hundred Ninety Six Only

Major Head : 0020


Assesment Year : 2017-18

Minor Head : 200

Nature of Payment : 94I Rent

Note:-

Please Contact New Delhi, Focal Branch 011-23324711, 23318559, 23324484 (fax)
Get Duplicate Cyber Receipt from <https://gateway.netpn.com>
CAUTION: You are requested to monitor your account for next 5 days, for any reason if money is refunded/Not debited to/from your account, fresh payment would be required.



PRINT

ਪੰਜਾਬ ਨੈਸ਼ਨਲ ਬੈਂਕ
...the name you can BANK upon!

punjab national bank
...the name you can BANK upon!

Punjab National Bank
Chanakyapuri, New Delhi
Cyber Receipt for Payment of Direct Tax
(TaxPayers Counterfoil)

TAN : **PTLE10216D**

CIN : **BSR Code Date Of Receipt Challan Sr. No.**
: **0302275 28012017 00182**

NAME : **EVEREST POWER PRIVATE LIMITED**

Internet Banking Txn No. : **5004097805**

Amount Deposited:

(i) Basic tax : (Rs.) 0

(ii) Surcharge : (Rs.) 0

(iii) Education Cess : (Rs.) 0

(iv) Penalty : (Rs.) 0

(v) Interest : (Rs.) 838

(vi) Others : (Rs.) 0

(vii) Fee234E : (Rs.) 0

(viii) Fee : (Rs.) 0

Total Amount deposited : **(Rs.) 838**

Amount in Words : **(Rupees) Eight Hundred Thirty Eight Only**

Major Head : **0020**


Assesment Year : **2017-18**

Minor Head : **200**


Nature of Payment : **94J Fees for Professional or Technical Services**

Note:-

Please Contact New Delhi, Focal Branch 011-23324711, 23318559, 23324484 (fax)
Get Duplicate Cyber Receipt from <https://gateway.netpn.com>
CAUTION: You are requested to monitor your account for next 5 days, for any reason if money is refunded/Not debited to/from your account, fresh payment would be required.



PRINT



**Punjab National Bank
Chanakyapuri, New Delhi
Cyber Receipt for Payment of Direct Tax
(TaxPayers Counterfoil)**

TAN : PTL10216D

CIN : BSR Code Date Of Receipt Challan Sr. No.
: 0302275 28012017 00186

NAME : EVEREST POWER PRIVATE LIMITED

Internet Banking Txn No. : 5004097809

Amount Deposited:

(i) Basic tax : (Rs.) 0

(ii) Surcharge : (Rs.) 0

(iii) Education Cess : (Rs.) 0

(iv) Penalty : (Rs.) 0

(v) Interest : (Rs.) 2526

(vi) Others : (Rs.) 0

(vii) Fee234E : (Rs.) 0

(viii) Fee : (Rs.) 0

Total Amount deposited : (Rs.) 2526

Amount in Words : (Rupees) Two Thousand Five Hundred Twenty Six Only

Major Head : 0020


Assesment Year : 2017-18

Minor Head : 200

Nature of Payment : 94C Payment of contractors and sub-contractors

Note:-

Please Contact New Delhi, Focal Branch 011-23324711, 23318559, 23324484 (fax)
Get Duplicate Cyber Receipt from <https://gateway.netpn.com>
CAUTION: You are requested to monitor your account for next 5 days, for any reason if money is refunded/Not debited to/from your account, fresh payment would be required.



ਪੰਜਾਬ ਨੈਸ਼ਨਲ ਬੈਂਕ
Punjab National Bank

punjab national bank
...the name you can BANK upon!

Punjab National Bank
Chanakyapuri, New Delhi
Cyber Receipt for Payment of Direct Tax
(TaxPayers Counterfoil)

TAN : PTLE10216D

CIN : BSR Code Date Of Receipt Challan Sr. No.
: 0302275 28012017 00188

NAME : EVEREST POWER PRIVATE LIMITED

Internet Banking Txn No. : 5004097814

Amount Deposited:

(i) Basic tax : (Rs.) 0

(ii) Surcharge : (Rs.) 0

(iii) Education Cess : (Rs.) 0

(iv) Penalty : (Rs.) 0

(v) Interest : (Rs.) 1481

(vi) Others : (Rs.) 0

(vii) Fee234E : (Rs.) 0

(viii) Fee : (Rs.) 0

Total Amount deposited : (Rs.) 1481

Amount in Words : (Rupees) One Thousand Four Hundred Eighty One Only

Major Head : 0020


Assesment Year : 2017-18

Minor Head : 200

Nature of Payment : 94I Rent

Note:-

Please Contact New Delhi, Focal Branch 011-23324711, 23318559, 23324484 (fax)
Get Duplicate Cyber Receipt from <https://gateway.netpn.com>
CAUTION: You are requested to monitor your account for next 5 days, for any reason if money is refunded/Not debited to/from your account, fresh payment would be required.



PRINT

ਪੰਜਾਬ ਨੈਸ਼ਨਲ ਬੈਂਕ
...the name you can BANK upon!

punjab national bank
...the name you can BANK upon!

Punjab National Bank
Chanakyapuri, New Delhi
Cyber Receipt for Payment of Direct Tax
(TaxPayers Counterfoil)

TAN : **PTLE10216D**

CIN : **BSR Code Date Of Receipt Challan Sr. No.**
: **0302275 28012017 00191**

NAME : **EVEREST POWER PRIVATE LIMITED**

Internet Banking Txn No. : **5004097817**

Amount Deposited:

(i) Basic tax : (Rs.) 0

(ii) Surcharge : (Rs.) 0

(iii) Education Cess : (Rs.) 0

(iv) Penalty : (Rs.) 0

(v) Interest : (Rs.) 34

(vi) Others : (Rs.) 0

(vii) Fee234E : (Rs.) 0

(viii) Fee : (Rs.) 0

Total Amount deposited : **(Rs.) 34**

Amount in Words : **(Rupees) Thirty Four Only**

Major Head : **0020**


Assesment Year : **2017-18**

Minor Head : **200**

Nature of Payment : **94I Rent**

Note:-

Please Contact New Delhi, Focal Branch 011-23324711, 23318559, 23324484 (fax)
Get Duplicate Cyber Receipt from <https://gateway.netpn.com>
CAUTION: You are requested to monitor your account for next 5 days, for any reason if money is refunded/Not debited to/from your account, fresh payment would be required.





**Punjab National Bank
Chanakyapuri, New Delhi
Cyber Receipt for Payment of Direct Tax
(TaxPayers Counterfoil)**

TAN : PTL10216D

CIN : BSR Code Date Of Receipt Challan Sr. No.
: 0302275 28012017 00194

NAME : EVEREST POWER PRIVATE LIMITED

Internet Banking Txn No. : 5004097820

Amount Deposited:

(i) Basic tax : (Rs.) 0

(ii) Surcharge : (Rs.) 0

(iii) Education Cess : (Rs.) 0

(iv) Penalty : (Rs.) 0

(v) Interest : (Rs.) 132

(vi) Others : (Rs.) 0

(vii) Fee234E : (Rs.) 0

(viii) Fee : (Rs.) 0

Total Amount deposited : (Rs.) 132

Amount in Words : (Rupees) One Hundred Thirty Two Only

Major Head : 0021

Assesment Year : 2017-18

Minor Head : 200

Nature of Payment : 92B Payment of Employees other than Govt. Employees

Note:-

Please Contact New Delhi, Focal Branch 011-23324711, 23318559, 23324484 (fax)
Get Duplicate Cyber Receipt from <https://gateway.netpn.com>
CAUTION: You are requested to monitor your account for next 5 days, for any reason if money is refunded/Not debited to/from your account, fresh payment would be required.



ਪੰਜਾਬ ਨੈਸ਼ਨਲ ਬੈਂਕ
...the name you can BANK upon!

punjab national bank
...the name you can BANK upon!

**Punjab National Bank
Chanakyapuri, New Delhi
Cyber Receipt for Payment of Direct Tax
(TaxPayers Counterfoil)**

TAN : PTL10216D

CIN : BSR Code Date Of Receipt Challan Sr. No.
: 0302275 09022017 01192

NAME : EVEREST POWER PRIVATE LIMITED

Internet Banking Txn No. : 5004340148

Amount Deposited:

(i) Basic tax : (Rs.) 81400
(ii) Surcharge : (Rs.) 0
(iii) Education Cess : (Rs.) 0
(iv) Penalty : (Rs.) 0
(v) Interest : (Rs.) 2443
(vi) Others : (Rs.) 0
(vii) Fee^{234E} : (Rs.) 0
(viii) Fee : (Rs.) 0

Total Amount deposited : (Rs.) 83843

Amount in Words : (Rupees) Eighty Three Thousand Eight Hundred Forty Three Only

Major Head : 0021

Assesment Year : 2017-18

Minor Head : 200

Nature of Payment : 94J Fees for Professional or Technical Services

Note:-

Please Contact New Delhi, Focal Branch 011-23324711, 23318559, 23324484 (fax)
Get Duplicate Cyber Receipt from <https://gateway.netpn.com>
CAUTION: You are requested to monitor your account for next 5 days, for any reason if money is refunded/Not debited to/from your account, fresh payment would be required.



13000

ਪੰਜਾਬ ਨੈਸ਼ਨਲ ਬੈਂਕ
...for those you can BANK upon!

punjab national bank
...for those you can BANK upon!

Punjab National Bank
Chanakyapuri, New Delhi
Cyber Receipt for Payment of Direct Tax
(TaxPayers Counterfoil)

TAN : **PTLE10216D**

CIN : **BSR Code Date Of Receipt Challan Sr. No.**
: **0302275 09022017 01199**

NAME : **EVEREST POWER PRIVATE LIMITED**

Internet Banking Txn No. : **5004340233**

Amount Deposited:

(i) Basic tax : (Rs.) 4931

(ii) Surcharge : (Rs.) 0

(iii) Education Cess : (Rs.) 0

(iv) Penalty : (Rs.) 0

(v) Interest : (Rs.) 148

(vi) Others : (Rs.) 0

(vii) Fee234E : (Rs.) 0

(viii) Fee : (Rs.) 0

Total Amount deposited : **(Rs.) 5079**

Amount in Words : **(Rupees) Five Thousand Seventy Nine Only**

Major Head : **0020**


Assesment Year : **2017-18**

Minor Head : **200**

Nature of Payment : **94J Fees for Professional or Technical Services**

Note:-

Please Contact New Delhi, Focal Branch 011-23324711, 23318559, 23324484 (fax)
Get Duplicate Cyber Receipt from <https://gateway.netpn.com>
CAUTION: You are requested to monitor your account for next 5 days, for any reason if money is refunded/Not debited to/from your account, fresh payment would be required.



PRINTED

ਪੰਜਾਬ ਨੈਸ਼ਨਲ ਬੈਂਕ
...the name you can BANK upon!

punjab national bank
...the name you can BANK upon!

Punjab National Bank
Chanakyapuri, New Delhi
Cyber Receipt for Payment of Direct Tax
(TaxPayers Counterfoil)

TAN : PTL10216D

CIN : BSR Code Date Of Receipt Challan Sr. No.
: 0302275 09022017 01224

NAME : EVEREST POWER PRIVATE LIMITED

Internet Banking Txn No. : 5004340507

Amount Deposited:

(i) Basic tax : (Rs.) 254

(ii) Surcharge : (Rs.) 0

(iii) Education Cess : (Rs.) 0

(iv) Penalty : (Rs.) 0

(v) Interest : (Rs.) 8

(vi) Others : (Rs.) 0

(vii) Fee234E : (Rs.) 0

(viii) Fee : (Rs.) 0

Total Amount deposited : (Rs.) 262

Amount in Words : (Rupees) Two Hundred Sixty Two Only

Major Head : 0021

Assesment Year : 2017-18

Minor Head : 200

Nature of Payment : 94C Payment of contractors and sub-contractors

Note:-

Please Contact New Delhi, Focal Branch 011-23324711, 23318559, 23324484 (fax)
Get Duplicate Cyber Receipt from <https://gateway.netpn.com>
CAUTION: You are requested to monitor your account for next 5 days, for any reason if money is refunded/Not debited to/from your account, fresh payment would be required.



PNB

ਪੰਜਾਬ ਨੈਸ਼ਨਲ ਬੈਂਕ
ਪੰਜਾਬ ਨੈਸ਼ਨਲ ਬੈਂਕ

punjab national bank
...to name your BANK upon!

Punjab National Bank
Chanakypuri, New Delhi
Cyber Receipt for Payment of Direct Tax
(TaxPayers Counterfoil)

TAN : PTL10216D

CIN : BSR Code Date Of Receipt Challan Sr. No.
: 0302275 09022017 01232

NAME : EVEREST POWER PRIVATE LIMITED

Internet Banking Txn No. : 5004340602

Amount Deposited:

(i) Basic tax : (Rs.) 104625

(ii) Surcharge : (Rs.) 0

(iii) Education Cess : (Rs.) 0

(iv) Penalty : (Rs.) 0

(v) Interest : (Rs.) 3139

(vi) Others : (Rs.) 0

(vii) Fee234E : (Rs.) 0

(viii) Fee : (Rs.) 0

Total Amount deposited : (Rs.) 107764

Amount in Words : (Rupees) One Lakh Seven Thousand Seven Hundred Sixty Four Only

Major Head : 0020

Assesment Year : 2017-18

Minor Head : 200

Nature of Payment : 94C Payment of contractors and sub- contractors

Note:-

Please Contact New Delhi, Focal Branch 011-23324711, 23318559, 23324484 (fax)
Get Duplicate Cyber Receipt from <https://gateway.netpn.com>
CAUTION: You are requested to monitor your account for next 5 days, for any reason if money is refunded/Not debited to/from your account, fresh payment would be required.



PRINT

ਪੰਜਾਬ ਨੈਸ਼ਨਲ ਬੈਂਕ
ਪੰਜਾਬ ਨੈਸ਼ਨਲ ਬੈਂਕ

punjab national bank
...the name you can BANK upon!

**Punjab National Bank
Chanakyapuri, New Delhi
Cyber Receipt for Payment of Direct Tax
(TaxPayers Counterfoil)**

TAN : **PTLE10216D**

CIN : **BSR Code Date Of Receipt Challan Sr. No.**
: **0302275 09022017 01238**

NAME : **EVEREST POWER PRIVATE LIMITED**

Internet Banking Txn No. : **5004340707**

Amount Deposited:

(i) Basic tax : (Rs.) 18212
(ii) Surcharge : (Rs.) 0
(iii) Education Cess : (Rs.) 0
(iv) Penalty : (Rs.) 0
(v) Interest : (Rs.) 546
(vi) Others : (Rs.) 0
(vii) Fee234E : (Rs.) 0
(viii) Fee : (Rs.) 0

Total Amount deposited : **(Rs.) 18758**

Amount in Words : **(Rupees) Eighteen Thousand Seven Hundred Fifty Eight Only**

Major Head : **0021**


Assesment Year : **2017-18**

Minor Head : **200**

Nature of Payment : **94I Rent**

Note:-

Please Contact New Delhi, Focal Branch 011-23324711, 23318559, 23324484 (fax)
Get Duplicate Cyber Receipt from <https://gateway.netpn.com>
CAUTION: You are requested to monitor your account for next 5 days, for any reason if money is refunded/Not debited to/from your account, fresh payment would be required.



PRINT

ਪੰਜਾਬ ਨੈਸ਼ਨਲ ਬੈਂਕ
...the name you can BANK upon!

punjab national bank
...the name you can BANK upon!

Punjab National Bank
Chanakyapuri, New Delhi
Cyber Receipt for Payment of Direct Tax
(TaxPayers Counterfoil)

TAN : PTLE10216D

CIN : BSR Code Date Of Receipt Challan Sr. No.
: 0302275 09022017 01251

NAME : EVEREST POWER PRIVATE LIMITED

Internet Banking Txn No. : 5004340871

Amount Deposited:

(i) Basic tax : (Rs.) 40833

(ii) Surcharge : (Rs.) 0

(iii) Education Cess : (Rs.) 0

(iv) Penalty : (Rs.) 0

(v) Interest : (Rs.) 1225

(vi) Others : (Rs.) 0

(vii) Fee234E : (Rs.) 0

(viii) Fee : (Rs.) 0

Total Amount deposited : (Rs.) 42058

Amount in Words : (Rupees) Forty Two Thousand Fifty Eight Only

Major Head : 0021


Assesment Year : 2017-18

Minor Head : 200

Nature of Payment : 94I Rent

Note:-

Please Contact New Delhi, Focal Branch 011-23324711, 23318559, 23324484 (fax)
Get Duplicate Cyber Receipt from <https://gateway.netpn.com>
CAUTION: You are requested to monitor your account for next 5 days, for any reason if money is refunded/Not debited to/from your account, fresh payment would be required.



ਪੰਜਾਬ ਨੈਸ਼ਨਲ ਬੈਂਕ
...the name you can BANK upon!

punjab national bank
...the name you can BANK upon!

Punjab National Bank
Chanakyapuri, New Delhi
Cyber Receipt for Payment of Direct Tax
(TaxPayers Counterfoil)

TAN : **PTLE10216D**

CIN : **BSR Code Date Of Receipt Challan Sr. No.**
: **0302275 09022017 01263**

NAME : **EVEREST POWER PRIVATE LIMITED**

Internet Banking Txn No. : **5004340962**

Amount Deposited:

(i) Basic tax : (Rs.) 793

(ii) Surcharge : (Rs.) 0

(iii) Education Cess : (Rs.) 0

(iv) Penalty : (Rs.) 0

(v) Interest : (Rs.) 24

(vi) Others : (Rs.) 0

(vii) Fee234E : (Rs.) 0

(viii) Fee : (Rs.) 0

Total Amount deposited : **(Rs.) 817**

Amount in Words : **(Rupees) Eight Hundred Seventeen Only**

Major Head : **0020**


Assesment Year : **2017-18**

Minor Head : **200**

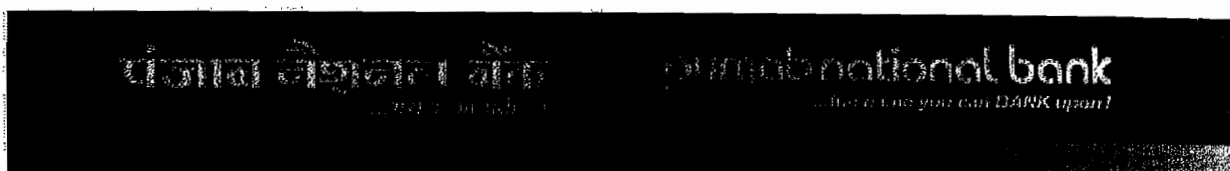
Nature of Payment : **94I Rent**

Note:-

Please Contact New Delhi, Focal Branch 011-23324711, 23318559, 23324484 (fax)
Get Duplicate Cyber Receipt from <https://gateway.netpn.com>
CAUTION: You are requested to monitor your account for next 5 days, for any reason if money is refunded/Not debited to/from your account, fresh payment would be required.



PRINT



**Punjab National Bank
Chanakypuri, New Delhi
Cyber Receipt for Payment of Direct Tax
(TaxPayers Counterfoil)**

TAN : PTLE10216D

CIN : BSR Code Date Of Receipt Challan Sr. No.
: 0302275 09022017 01207

NAME : EVEREST POWER PRIVATE LIMITED

Internet Banking Txn No. : 5004340338

Amount Deposited:

(i) Basic tax : (Rs.) 1897

(ii) Surcharge : (Rs.) 0

(iii) Education Cess : (Rs.) 0

(iv) Penalty : (Rs.) 0

(v) Interest : (Rs.) 55

(vi) Others : (Rs.) 0

(vii) Fee234E : (Rs.) 0

(viii) Fee : (Rs.) 0

Total Amount deposited : (Rs.) 1952

Amount in Words : (Rupees) One Thousand Nine Hundred Fifty Two Only

Major Head : 0021


Assesment Year : 2017-18

Minor Head : 200

Nature of Payment : 94C Payment of contractors and sub-contractors

Note:-

Please Contact New Delhi, Focal Branch 011-23324711, 23318559, 23324484 (fax)
Get Duplicate Cyber Receipt from <https://gateway.netpn.com>
CAUTION: You are requested to monitor your account for next 5 days, for any reason if money is refunded/Not debited to/from your account, fresh payment would be required.



PRINT



**Punjab National Bank
Chanakyapuri, New Delhi
Cyber Receipt for Payment of Direct Tax
(TaxPayers Counterfoil)**

TAN : PTLE10216D

CIN : BSR Code Date Of Receipt Challan Sr. No.
: 0302275 07032017 11153

NAME : EVEREST POWER PRIVATE LIMITED

Internet Banking Txn No. : 5004844764

Amount Deposited:

(i) Basic tax : (Rs.) 2448

(ii) Surcharge : (Rs.) 0

(iii) Education Cess : (Rs.) 0

(iv) Penalty : (Rs.) 0

(v) Interest : (Rs.) 183

(vi) Others : (Rs.) 0

(vii) Fee234E : (Rs.) 0

(viii) Fee : (Rs.) 0

Total Amount deposited : (Rs.) 2631

Amount in Words : (Rupees) Two Thousand Six Hundred Thirty One Only

Major Head : 0020

Assesment Year : 2017-18

Minor Head : 200

Nature of Payment : 94I Rent

Note:-

Please Contact New Delhi, Focal Branch 011-23324711, 23318559, 23324484 (fax)
Get Duplicate Cyber Receipt from <https://gateway.netpn.com>
CAUTION: You are requested to monitor your account for next 5 days, for any reason if money is refunded/Not debited to/from your account, fresh payment would be required.



ਪੰਜਾਬ ਨੈਸ਼ਨਲ ਬੈਂਕ

punjab national bank

...the name you can BANK upon!

**Punjab National Bank
Chanakypuri, New Delhi
Cyber Receipt for Payment of Direct Tax
(TaxPayers Counterfoil)**

TAN : **PTLE10216D**

CIN : **BSR Code Date Of Receipt Challan Sr. No.**
: **0302275 07032017 11370**

NAME : **EVEREST POWER PRIVATE LIMITED**

Internet Banking Txn No. : **5004845198**

Amount Deposited:

(i) Basic tax : (Rs.) 1632

(ii) Surcharge : (Rs.) 0

(iii) Education Cess : (Rs.) 0

(iv) Penalty : (Rs.) 0

(v) Interest : (Rs.) 37

(vi) Others : (Rs.) 0

(vii) Fee234E : (Rs.) 0

(viii) Fee : (Rs.) 0

Total Amount deposited : **(Rs.) 1669**

Amount in Words : **(Rupees) One Thousand Six Hundred Sixty Nine Only**

Major Head : **0020**


Assesment Year : **2017-18**

Minor Head : **200**

Nature of Payment : **94I Rent**

Note:-

Please Contact New Delhi, Focal Branch 011-23324711, 23318559, 23324484 (fax)
Get Duplicate Cyber Receipt from <https://gateway.netpn.com>
CAUTION: You are requested to monitor your account for next 5 days, for any reason if money is refunded/Not debited to/from your account, fresh payment would be required.



ਪੰਜਾਬ ਨੈਸ਼ਨਲ ਬੈਂਕ
ਪੰਜਾਬ ਨੈਸ਼ਨਲ ਬੈਂਕ

punjab national bank
...the name you can BANK upon!

**Punjab National Bank
Chanakyapuri, New Delhi
Cyber Receipt for Payment of Direct Tax
(TaxPayers Counterfoil)**

TAN : PTLE10216D

CIN : BSR Code Date Of Receipt Challan Sr. No.
: 0302275 07032017 11484

NAME : EVEREST POWER PRIVATE LIMITED

Internet Banking Txn No. : 5004845459

Amount Deposited:

(i) Basic tax : (Rs.) 1151

(ii) Surcharge : (Rs.) 0

(iii) Education Cess : (Rs.) 0

(iv) Penalty : (Rs.) 0

(v) Interest : (Rs.) 173

(vi) Others : (Rs.) 0

(vii) Fee234E : (Rs.) 0

(viii) Fee : (Rs.) 0

Total Amount deposited : (Rs.) 1324

Amount in Words : (Rupees) One Thousand Three Hundred Twenty Four Only

Major Head : 0020


Assesment Year : 2017-18

Minor Head : 200

Nature of Payment : 94A Interest other than Interest on Securities

Note:-

Please Contact New Delhi, Focal Branch 011-23324711, 23318559, 23324484 (fax)
Get Duplicate Cyber Receipt from <https://gateway.netpn.com>
CAUTION: You are requested to monitor your account for next 5 days, for any reason if money is refunded/Not debited to/from your account, fresh payment would be required.



PRINT

ਪੰਜਾਬ ਨੈਸ਼ਨਲ ਬੈਂਕ
ਪੰਜਾਬ ਨੈਸ਼ਨਲ ਬੈਂਕ

punjabnational bank
...the more you can BANK upon!

**Punjab National Bank
Chanakyapuri, New Delhi
Cyber Receipt for Payment of Direct Tax
(TaxPayers Counterfoil)**

TAN : PTLE10216D

CIN : BSR Code Date Of Receipt Challan Sr. No.
: 0302275 07032017 12394

NAME : EVEREST POWER PRIVATE LIMITED

Internet Banking Txn No. : 5004847323

Amount Deposited:

(i) Basic tax : (Rs.) 1632

(ii) Surcharge : (Rs.) 0

(iii) Education Cess : (Rs.) 0

(iv) Penalty : (Rs.) 0

(v) Interest : (Rs.) 172

(vi) Others : (Rs.) 0

(vii) Fee234E : (Rs.) 0

(viii) Fee : (Rs.) 0

Total Amount deposited : (Rs.) 1804

Amount in Words : (Rupees) One Thousand Eight Hundred Four Only

Major Head : 0020


Assesment Year : 2017-18

Minor Head : 200

Nature of Payment : 94I Rent

Note:-

Please Contact New Delhi, Focal Branch 011-23324711, 23318559, 23324484 (fax)
Get Duplicate Cyber Receipt from <https://gateway.netpnb.com>
CAUTION: You are requested to monitor your account for next 5 days, for any reason if money is refunded/Not debited to/from your account, fresh payment would be required.




PRINT

INDIAN INCOME TAX RETURN ACKNOWLEDGEMENT

[Where the data of the Return of Income in Form ITR-1 (SAHAJ), ITR-2, ITR-3, ITR-4, ITR-5, ITR-6, ITR-7 transmitted electronically with digital signature]

Assessment Year
2017-18

PERSONAL INFORMATION AND THE DATE OF ELECTRONIC TRANSMISSION	Name EVEREST POWER PRIVATE LIMIED			PAN AABCE0832G		
	Flat/Door/Block No 1ST HOUSE	Name Of Premises/Building/Village BHUMANIAN ESTATE		Form No. which has been electronically transmitted ITR-6		
	Road/Street/Post Office NAVBAHAR ROAD	Area/Locality CHOTA SHIMLA			Status Pvt Company	
	Town/City/District SHIMLA	State HIMACHAL PRADESH	Pin/Zip Code 171002	Aadhaar Number/Enrollment ID		
	Designation of AO(Ward/Circle) NWR-C-37-1			Original or Revised ORIGINAL		
	E-filing Acknowledgement Number 270789511301017			Date(DD/MM/YYYY) 30-10-2017		
	1	Gross total income			1	192192566
	2	Deductions under Chapter-VI-A			2	191737591
	3	Total Income			3	454980
	3a	Current Year loss, if any			3a	0
4	Net tax payable			4	94107819	
5	Interest payable			5	7913076	
6	Total tax and interest payable			6	102020895	
7	Taxes Paid	a	Advance Tax	7a	0	
		b	TDS	7b	5011403	
		c	TCS	7c	0	
		d	Self Assessment Tax	7d	97009500	
		e	Total Taxes Paid (7a+7b+7c+7d)	7e	102020903	
8	Tax Payable (6-7e)			8	0	
9	Refund (7e-6)			9	10	
10	Exempt Income	Agriculture		10		
		Others				

This return has been digitally signed by CHUNCHU RAGHUVERA PRASAD in the capacity of MANAGING DIRECTORhaving PAN AHUPP1209R from IP Address 116.74.42.55 on 30-10-2017 at GURGOANDsc SI No & issuer 2211344842447952605CN=SafeScript sub-CA for RCAI Class 2 2014,OU=Sub-CA,O=Sify Technologies Limited,C=IN**DO NOT SEND THIS ACKNOWLEDGEMENT TO CPC, BENGALURU**

Acknowledgement Number : 270789511301017

Assessment Year : 2017-18

	c	Total (12a + 12b) [limited upto (9-10)]	12c	191737591
13		Total Income (9 - 11-12c)	13	454980
14		Income chargeable to tax at special rates (total of (i) of schedule SI)	14	0
15		Income chargeable to tax at normal rates (13 - 14)	15	454980
16		Net agricultural income (4 of Schedule EI)	16	0
17		Losses of current year to be carried forward (total of xi of Schedule CFL)	17	0
18		Deemed total income under section 115JB (7 of Schedule MAT)	18	440959531
Part B-TI - Computation of tax liability on total income				
1	a	Tax Payable on deemed total income under section 115JB (8 of Schedule MAT)	1a	81577513
	b	Surcharge on (a) above	1b	9789302
	c	Education cess, including secondary and higher education cess on (1a+1b) above	1c	2741004
	d	Total Tax Payable w/s 115JB (1a+1b+1c)	1d	94107819
2	Tax payable on total income			
	a	Tax at normal rates on 13 of Part B-TI	2a	136494
	b	Tax at special rates (total of col. (ii) of Schedule SI)	2b	0
	c	Tax Payable on Total Income (2a + 2b)	2c	136494
	d	Surcharge		
	di	25% of tax on Deemed Income chargeable w/s 115BBB	2di	0
	dii	On (2c) - (Tax on Deemed Income chargeable w/s 115BBB) (Applicable if 13 of Part B-TI exceeds 1 Crore)	2dii	0
	diii	Total (i + ii)	2diii	0
e	Education cess including secondary and higher education cess on (2c-2diii)	2e	4095	
f	Gross tax liability (2c+2diii+2e)	2f	140589	
3	Gross tax payable (higher of 1d and 2f)		3	94107819
4	Credit under section 115JAA of tax paid in earlier years (if 2C is more than 10X 5 of Schedule MATC)		4	0
5	Tax payable after credit under section 115JAA [(3 - 4)]		5	94107819
6	Tax relief			
	a	Section 90/90A(2 of Schedule TR)	6a	0
	b	Section 91(3 of Schedule TR)	6b	0
c	Total (6a + 6b)	6c	0	
7	Net tax liability (5 - 6c) (enter zero if negative)		7	94107819
8	Interest payable			
	a	For default in furnishing the return (section 234A)	8a	0
	b	For default in payment of advance tax (section 234B)	8b	3413712
	c	For deferment of advance tax (section 234C)	8c	4499364
d	Total Interest Payable (8a+8b+8c)	8d	7913076	
9	Aggregate liability (7 + 8d)		9	102020895



Acknowledgement Number : 270789511301017

Assessment Year : 2017-18

10	Taxes paid				
a	Advance Tax (from column 5 of 15A)	10a	0		
b	TDS (total of column 8 of 15B)	10b	5011403		
c	TCS (total of column 7 of 15C)	10c	0		
d	Self Assessment Tax (from column 5 of 15A)	10d	97009500		
e	Total Taxes Paid (10a + 10b + 10c + 10d)	10e	102020903		
F1	Amount payable (9 - 10e) (Enter if 9 is greater than 10e, else enter 0)	11	0		
Refund					
12	Refund (if 10e is greater than 9) (Refund, if any, will be directly credited into the bank account)	12	10		
13	Do you have a bank account in India (Non-residents claiming refund with no bank account in India may select NO)?	Yes			
a) Bank Account in which refund, if any, shall be credited					
	SI No.	IFSC Code of the BANK	Name of the BANK	Account Number (the number should be 9 digits or more as per CBS system of the bank)	Cash deposited during 09.11.2016 to 30.12.2016 (if aggregate cash deposits during the period >= Rs.2 lakh)
	1	PUNB0216400	PUNJAB NATIONAL BANK	2164002100008244	45000
b) Other Bank account details					
	SI No.	IFSC Code of the BANK	Name of the BANK	Account Number (the number should be 9 digits or more as per CBS system of the bank)	Cash deposited during 09.11.2016 to 30.12.2016 (if aggregate cash deposits during the period >= Rs.2 lakh)
	2	PUNB0216400	PUNJAB NATIONAL BANK	2164002100008484	0
	3	PUNB0221600	PUNJAB NATIONAL BANK	337800210001812	0
	4	UTIB0000050	AXIS BANK	050010200001700	0
c) Non-residents, who are claiming income tax refund and not having bank account in India may, at their option, furnish the details of one foreign bank account					
	SI No.	IBAN/SWIFT Code	Name of the Bank	Country of Location	Account Number
14	Do you at any time during the previous year: (i) hold, as beneficial owner, beneficiary or otherwise, any asset (including financial interest in any entity) located outside India; or (ii) have signing authority in any account located outside India; or (iii) have income from any source outside India? [applicable only in case of a resident] [Ensure Schedule FA is filled up if the answer is Yes]				NO

VERIFICATION

I, **CHUNCHU RAGHUVERA PRASAD**, son/ daughter of **C. VENKAI AH**, holding permanent account number **AHUPP120 9R**, solemnly declare that to the best of my knowledge and belief, the information given in the return and the schedules thereto is correct and complete and that the amount of total income and other particulars shown therein are truly stated and are in accordance with the provisions of the Income-tax Act, 1961, in respect of income chargeable to income-tax for the previous year relevant to the assessment year 2017-18. I further declare that I am making this return in my capacity as **MANAGING DIRECTOR**, and I am also competent to make this return and verify it.




Acknowledgement Number : 27078951.1301017

Assessment Year : 2017-18

Place - GURGOAN

Date - 27/10/2017

15 A. Details of payments of Advance Tax and Self-Assessment								
Sl.No.	BSR Code	Date of deposit (DD/MM/YYYY)	Serial number of challan	Amount (Rs)				
1	0302275	31/05/2017	00459	50000000				
2	0302275	30/08/2017	01186	20000000				
3	0302275	29/09/2017	00857	26700100				
4	0302275	17/10/2017	01007	309400				
Total				97009500				
15 B1 - TDS: Details of Tax Deducted at Source (TDS) on Income [As per Form 16 A]								
Sl.No.	Tax Deduction Account Number (TAN) of the Deductor	Name of the Deductor	Unique TDS Certificate Number	Unclaimed TDS brought forward (b/f)		TDS of the current fin. Year	Amount out of (6) or (7) being claimed this Year (only if corresponding Income is being offered for tax this year)	Amount out of (6) or (7) being carried forward
				Fin. Year in which deducted	Amount b/f			
(1)	(2)	(3)	(4)	(5)	(6)	(7)	(8)	(9)
1	DEL09923E	PUNJAB NATIONAL BANK	0VNXMMTK	0000	0	17976	17976	0
2	DEL09923E	PUNJAB NATIONAL BANK	0IQUT00K	0000	0	221	221	0
3	DEL09923E	PUNJAB NATIONAL BANK	000R00K	0000	0	2910	2910	0
4	DEL09923E	PUNJAB NATIONAL BANK	0HPSBHQ0	0000	0	918	918	0
5	DEL010371E	PTC INDIA LIMITED	0FBMLUUK	0000	0	923560	923560	0
6	DEL010371E	PTC INDIA LIMITED	0NWGDSAK	0000	0	1718701	1718701	0
7	DEL010371E	PTC INDIA LIMITED	0WNXMOQK	0000	0	799365	799365	0
8	DEL010371E	PTC INDIA LIMITED	0KNYHBVO	0000	0	1529881	1529881	0
9	PTL011673E	PUNJAB NATIONAL BANK	0ABZTAPK	0000	0	169	169	0



Acknowledgement Number : 27078951301017

Assessment Year : 2017-18

10	PTLP11673E	PUNJAB NATIONAL BANK	0JDEIVPK	0000	0	4028	4028	0
11	PTLP11673C	PUNJAB NATIONAL BANK	0SZZDGQK	0000	0	1127	1127	0
12	PTLP11673C	PUNJAB NATIONAL BANK	0IUUXDPK	0000	0	1158	1158	0
13	PTLP11673C	PUNJAB NATIONAL BANK	0YDJNIGK	0000	0	1190	1190	0
14	PTLP11673C	PUNJAB NATIONAL BANK	0NBFLMZO	0000	0	1199	1199	0
Total							5011403	

Note: Please enter total of column 8 of 15B1 and column 8 of 15B2 in 10b of Part B-TTI

15 B2 - TDS2 Details of Tax Deducted at Source (TDS) on Sale of Immovable Property u/s 194IA (For seller of property) [Refer Form 26QB]

Sl.No.	PAN of the Buyer	Name of the Buyer	Unique TDS Certificate Number	Unclaimed TDS brought forward (b/f) Pls. Year in which deducted	TDS of the current fin. Year	Amount out of (6) or (7) being claimed this Year (only if corresponding income is being offered for tax this year)	Amount out of (6) or (7) being carried forward
(1)	(2)	(3)	(4)	(5)	(6)	(7)	(8)
Total							(9)

Note: Please enter total of column 8 of 15B1 and column 8 of 15B2 in 10b of Part B-TTI

15 C. Details of Tax Collected at Source (TCS) [As per Form 27D issued by the Collector (S)]

Sl.No.	Tax Deduction and Tax Collection Account Number of the Collector	Name of the Collector	Unclaimed TCS brought forward (b/f)		TCS of the current fin. year	Amount out of (5) or (6) being claimed this year (only if corresponding income is being offered for tax this year)	Amount out of (5) or (6) being carried forward
			Financial year in which Collected	Amount b/f			
(1)	(2)	(3)	(4)	(5)	(6)	(7)	(8)
Total							

Note: Please enter total of column (7) of Schedule-TCS in 10c of Part B-TTI.

Schedule HP - Details of Income from House Property	
1	Income under the head "Income from house property"

